

# FCC Radio Test Report

FCC ID : TKZAW7915-NPD  
Equipment : WiFi6 11ax 2T2R module 1800Mbps  
Brand Name : AsiaRF Co., Ltd.  
Model Name : AW7915-NPD  
Applicant : AsiaRF Co., Ltd.  
1F, 7, Houde Street, Yonghe Dist.  
New Taipei City Taiwan 23455  
Manufacturer : AsiaRF Co., Ltd.  
1F, 7, Houde Street, Yonghe Dist.  
New Taipei City Taiwan 23455  
Standard : 47 CFR FCC Part 15.407

The product was received on Mar. 28, 2022, and testing was started from Apr. 27, 2022 and completed on Jun. 16, 2022. We, SPORTON INTERNATIONAL INC. Hsinhua Laboratory, would like to declare that the tested sample has been evaluated in accordance with the procedures given in ANSI C63.10-2013 and shown compliance with the applicable technical standards.

The test results in this report apply exclusively to the tested model / sample. Without written approval of SPORTON INTERNATIONAL INC. Hsinhua Laboratory, the test report shall not be reproduced except in full.



Approved by: Jackson Tsai

**SPORTON INTERNATIONAL INC. Hsinhua Laboratory**

No.52, Huaya 1st Rd., Guishan Dist., Taoyuan City 333411, Taiwan (R.O.C.)



## Table of Contents

<b>HISTORY OF THIS TEST REPORT .....</b>	<b>3</b>
<b>SUMMARY OF TEST RESULT .....</b>	<b>4</b>
<b>1 GENERAL DESCRIPTION .....</b>	<b>5</b>
1.1 Information.....	5
1.2 Testing Applied Standards .....	8
1.3 Testing Location Information .....	8
1.4 Measurement Uncertainty .....	8
<b>2 TEST CONFIGURATION OF EUT.....</b>	<b>9</b>
2.1 Test Channel Mode .....	9
2.2 The Worst Case Measurement Configuration .....	11
2.3 Support Equipment.....	12
2.4 Test Setup Diagram .....	13
<b>3 TRANSMITTER TEST RESULT .....</b>	<b>15</b>
3.1 AC Power-line Conducted Emissions .....	15
3.2 Emission Bandwidth .....	17
3.3 Maximum Conducted Output Power .....	18
3.4 Peak Power Spectral Density.....	20
3.5 Unwanted Emissions.....	22
<b>4 TEST EQUIPMENT AND CALIBRATION DATA.....</b>	<b>26</b>
<b>APPENDIX A. TEST RESULTS OF AC POWER-LINE CONDUCTED EMISSIONS</b>	
<b>APPENDIX B. TEST RESULTS OF EMISSION BANDWIDTH</b>	
<b>APPENDIX C. TEST RESULTS OF MAXIMUM CONDUCTED OUTPUT POWER</b>	
<b>APPENDIX D. TEST RESULTS OF PEAK POWER SPECTRAL DENSITY</b>	
<b>APPENDIX E. TEST RESULTS OF UNWANTED EMISSIONS</b>	
<b>APPENDIX F. TEST PHOTOS</b>	
<b>PHOTOGRAPHS OF EUT V01</b>	



TEL : 886-3-3273456  
FAX : 886-3-3270973  
Report Template No.: HE1-D1 Ver.4.4  
FCC ID: TKZAW7915-NPD

## Summary of Test Result

Report Clause	Ref. Std. Clause	Test Items	Result (PASS/FAIL)	Remark
1.1.2	15.203	Antenna Requirement	PASS	-
3.1	15.207	AC Power-line Conducted Emissions	PASS	-
3.2	15.407(a)	Emission Bandwidth	PASS	-
3.3	15.407(a)	Maximum Conducted Output Power	PASS	-
3.4	15.407(a)	Peak Power Spectral Density	PASS	-
3.5	15.407(b)	Unwanted Emissions	PASS	-

**Declaration of Conformity:**

The test results with all measurement uncertainty excluded are presented in accordance with the regulation limits or requirements declared by manufacturers.

**Comments and explanations:**

The EUT supports beamforming and CDD modes, and the CDD mode is the worst case. Therefore, all test items are evaluated in the report. The beamforming mode only evaluates the output power.

**Reviewed by:** Ben Tseng

**Report Producer:** Jenny Yang

# 1 General Description

## 1.1 Information

### 1.1.1 RF General Information

Frequency Range (MHz)	IEEE Std. 802.11	Ch. Frequency (MHz)	Channel Number
5150-5250	a, n (HT20), ac (VHT20), ax (HEW20)	5180-5240	36-48 [4]
5725-5850		5745-5825	149-165 [5]
5150-5250	n (HT40), ac (VHT40), ax (HEW40)	5190-5230	38-46 [2]
5725-5850		5755-5795	151-159 [2]
5150-5250	ac (VHT80), ax (HEW80)	5210	42 [1]
5725-5850		5775	155 [1]

#### <Non-Beamforming>

Band	Mode	BWch (MHz)	Nant
5.15-5.25GHz	802.11a	20	2TX
5.725-5.85GHz	802.11a	20	2TX
5.15-5.25GHz	802.11ax HEW20	20	2TX
5.725-5.85GHz	802.11ax HEW20	20	2TX
5.15-5.25GHz	802.11ax HEW40	40	2TX
5.725-5.85GHz	802.11ax HEW40	40	2TX
5.15-5.25GHz	802.11ax HEW80	80	2TX
5.725-5.85GHz	802.11ax HEW80	80	2TX

#### <Beamforming>

Band	Mode	BWch (MHz)	Nant
5.15-5.25GHz	802.11ax HEW20-BF	20	2TX
5.725-5.85GHz	802.11ax HEW20-BF	20	2TX
5.15-5.25GHz	802.11ax HEW40-BF	40	2TX
5.725-5.85GHz	802.11ax HEW40-BF	40	2TX
5.15-5.25GHz	802.11ax HEW80-BF	80	2TX
5.725-5.85GHz	802.11ax HEW80-BF	80	2TX

#### Note:

- 11a, HT20 and HT40 use a combination of OFDM-BPSK, QPSK, 16QAM, 64QAM modulation.
- VHT20, VHT40, VHT80 use a combination of OFDM-BPSK, QPSK, 16QAM, 64QAM, 256QAM modulation.
- HEW20, HEW40, HEW80 use a combination of OFDMA-BPSK, QPSK, 16QAM, 64QAM, 256QAM modulation.
- BWch is the nominal channel bandwidth.

**1.1.2 Antenna Information**

Group	Ant.	Brand	Model Name	Antenna Type	Connector	Support	Cable Loss (dBi)
1	1-2	Asiarf	ANT010-DAU	PCB	I-PEX / MMCX	2.4G+5G	0.3
2	3-4	Asiarf	ANT003	PCB	I-PEX / MMCX	2.4G+5G	0.3
3	5-6	Asiarf	A245005N	PCB	I-PEX / MMCX	2.4G+5G	0.3
4	7-8	Asiarf	A2405N	PCB	I-PEX / MMCX	2.4G	0.3
5	9-10	Asiarf	A5005N	PCB	I-PEX / MMCX	5G	0.3
6	11-12	Asiarf	A245004	Dipole	I-PEX / MMCX	2.4G+5G	0.3
7	13-14	Asiarf	A245002	Dipole	I-PEX / MMCX	2.4G+5G	0.3

Group	Ant.	Gain (dBi)	
		2.4G	5G
1	1-2	5.2	5.5
2	3-4	2.5	2.5
3	5-6	4	5.1
4	7-8	5.2	-
5	9-10	-	5
6	11-12	4	5.1
7	13-14	2	2

Note 1: EUT can match with above antennas for using. The higher gain (Ant. 1/6) were used to perform the worst configuration and result of that was recorded as the final test result.

Note 2: The antenna mentioned above will not be sold with the EUT in the market.

**For 2.4GHz function:**

For IEEE 802.11 b/g/n/VHT/ax mode (2TX/2RX)

Group 1, 2, 3, 4, 6, 7 could transmit/receive simultaneously.

**For 5GHz function:**

For IEEE 802.11 a/n/ac/ax mode (2TX/2RX)

Group 1, 2, 3, 5, 6, 7 could transmit/receive simultaneously.

### 1.1.3 EUT Information

Operational Condition				
EUT Power Type	From Test Fixture			
EUT Function	<input type="checkbox"/>	Outdoor AP	<input type="checkbox"/>	Indoor AP
	<input type="checkbox"/>	Fixed P2P AP	<input checked="" type="checkbox"/>	Client
Beamforming Function	<input checked="" type="checkbox"/>	With beamforming	<input type="checkbox"/>	Without beamforming
Resource Unit(802.11ax)	<input checked="" type="checkbox"/>	Full RU	<input type="checkbox"/>	Partial RU
Type of EUT				
<input checked="" type="checkbox"/>	Stand-alone			
<input type="checkbox"/>	Combined (EUT where the radio part is fully integrated within another device)			
	Combined Equipment - Brand Name / Model No.: ...			
<input type="checkbox"/>	Plug-in radio (EUT intended for a variety of host systems)			
	Host System - Brand Name / Model No.:			
<input type="checkbox"/>	Other:			

### 1.1.4 Mode Test Duty Cycle

#### <Non-Beamforming>

Mode	DC	DCF(dB)	T(s)	VBW(Hz) $\geq 1/T$
802.11a_Nss1,(6Mbps)_2TX	0.959	0.18	1.397m	1k
802.11ax HEW20_Nss1,(MCS0)_2TX	0.845	0.73	312.5u	10k
802.11ax HEW40_Nss1,(MCS0)_2TX	0.845	0.73	312.5u	10k
802.11ax HEW80_Nss1,(MCS0)_2TX	0.84	0.76	297.188u	10k

#### <Beamforming>

Mode	DC	DCF(dB)	T(s)	VBW(Hz) $\geq 1/T$
802.11ax HEW20-BF_Nss1,(MCS0)_2TX	0.845	0.73	312.5u	10k
802.11ax HEW40-BF_Nss1,(MCS0)_2TX	0.845	0.73	312.5u	10k
802.11ax HEW80-BF_Nss1,(MCS0)_2TX	0.84	0.76	297.188u	10k

Note. If DC < 0.98, the DCF was added while measuring Output power and PSD.

### 1.1.5 Table for Multiple Listing

SKU	Ant. Connector	Description
1	I-PEX	There are two SKUs for EUT. The only difference between SKU 1 and SKU 2 is Ant. Connector, but the gain is same. Therefore, SKU 1 configuration was measured during the test.
2	MMCX	

## 1.2 Testing Applied Standards

According to the specifications of the manufacturer, the EUT must comply with the requirements of the following standards:

- ♦ 47 CFR FCC Part 15
- ♦ ANSI C63.10-2013
- ♦ KDB 789033 D02 v02r01

The following reference test guidance is not within the scope of accreditation of TAF:

- ♦ KDB 662911 D01 v02r01
- ♦ KDB 414788 D01 v01r01

## 1.3 Testing Location Information

Test Lab. : Sporton International Inc. Hsinhua Laboratory				
<input checked="" type="checkbox"/> Hsinhua (TAF: 3785)	ADD: No.52, Huaya 1st Rd., Guishan Dist., Taoyuan City 333411, Taiwan (R.O.C.)			
	TEL: 886-3-327-3456		FAX: 886-3-327-0973	
Test site Designation No. TW3785 with FCC.				
Test Condition	Test Site No.	Test Engineer	Test Environment	Test Date
AC Conduction	CO04-HY	Wayne Chiu	21.1~21.6℃ / 57~61%	17/May/2022
RF Conducted	TH07-HY	Alan Chien	20.1~26.9℃ / 50~60%	09/May/2022~16/Jun/2022
Radiated	03CH03-HY	Billy Wang	20.1~23.3℃ / 55~60%	27/Apr/2022~15/Jun/2022
<input type="checkbox"/> Wen 33rd.St. (TAF: 3785)	ADD: No.14-1, Ln. 19, Wen 33rd St., Guishan Dist., Taoyuan City 333010, Taiwan (R.O.C.)			
	TEL: 886-3-318-0787		FAX: 886-3-318-0287	
Test site Designation No. TW0008 with FCC.				

## 1.4 Measurement Uncertainty

ISO/IEC 17025 requires that an estimate of the measurement uncertainties associated with the emissions test results be included in the report. The measurement uncertainties given below are based on a 95% confidence level (based on a coverage factor (k=2))

Test Items	Uncertainty	Remark
Conducted Emission (150kHz ~ 30MHz)	0.9 dB	Confidence levels of 95%
Radiated Emission (9kHz ~ 30MHz)	2.4 dB	Confidence levels of 95%
Radiated Emission (30MHz ~ 1,000MHz)	3.7 dB	Confidence levels of 95%
Radiated Emission (1GHz ~ 18GHz)	3.6 dB	Confidence levels of 95%
Radiated Emission (18GHz ~ 40GHz)	3.5 dB	Confidence levels of 95%
Conducted Emission	1.0 dB	Confidence levels of 95%
Temperature	0.41 °C	Confidence levels of 95%
Humidity	3.4 %	Confidence levels of 95%



## 2 Test Configuration of EUT

### 2.1 Test Channel Mode

Test Software Version	QATool_Dbg 0.0.2.33
-----------------------	---------------------

#### <Non-Beamforming>

Mode	Power Setting
802.11a_Nss1,(6Mbps)_2TX	-
5180MHz	16.5
5200MHz	16.5
5240MHz	16
5745MHz	19.5
5785MHz	20
5825MHz	16.5
802.11ax HEW20_Nss1,(MCS0)_2TX	-
5180MHz	17.5
5200MHz	17.5
5240MHz	16.5
5745MHz	20
5785MHz	19
5825MHz	17.5
802.11ax HEW40_Nss1,(MCS0)_2TX	-
5190MHz	16.5
5230MHz	18.5
5755MHz	20.5
5795MHz	19
802.11ax HEW80_Nss1,(MCS0)_2TX	-
5210MHz	13
5775MHz	20


**<Beamforming>**

Mode	Power Setting
802.11ax HEW20-BF_Nss1,(MCS0)_2TX	-
5180MHz	17.5
5200MHz	17.5
5240MHz	17
5745MHz	20
5785MHz	19
5825MHz	17.5
802.11ax HEW40-BF_Nss1,(MCS0)_2TX	-
5190MHz	16.5
5230MHz	17
5755MHz	20.5
5795MHz	19
802.11ax HEW80-BF_Nss1,(MCS0)_2TX	-
5210MHz	13
5775MHz	20

## 2.2 The Worst Case Measurement Configuration

The Worst Case Mode for Following Conformance Tests	
<b>Tests Item</b>	AC power-line conducted emissions
<b>Condition</b>	AC power-line conducted measurement for line and neutral Test Voltage: 120Vac / 60Hz
<b>Operating Mode</b>	CTX
1	Test Fixture mode; PCB Antenna
2	Test Fixture mode; Dipole Antenna

The Worst Case Mode for Following Conformance Tests	
<b>Tests Item</b>	Emission Bandwidth Maximum Conducted Output Power Peak Power Spectral Density
<b>Test Condition</b>	Conducted measurement at transmit chains

The Worst Case Mode for Following Conformance Tests	
<b>Tests Item</b>	Unwanted Emissions
<b>Test Condition</b>	Radiated measurement If EUT consist of multiple antenna assembly (multiple antenna are used in EUT regardless of spatial multiplexing MIMO configuration), the radiated test should be performed with highest antenna gain of each antenna type.
<b>Operating Mode &lt; 1GHz</b>	CTX
1	Test Fixture mode; PCB Antenna
2	Test Fixture mode; Dipole Antenna
<b>Operating Mode &gt; 1GHz</b>	CTX
<b>Orthogonal Planes of EUT</b>	<b>Z Plane</b>
	

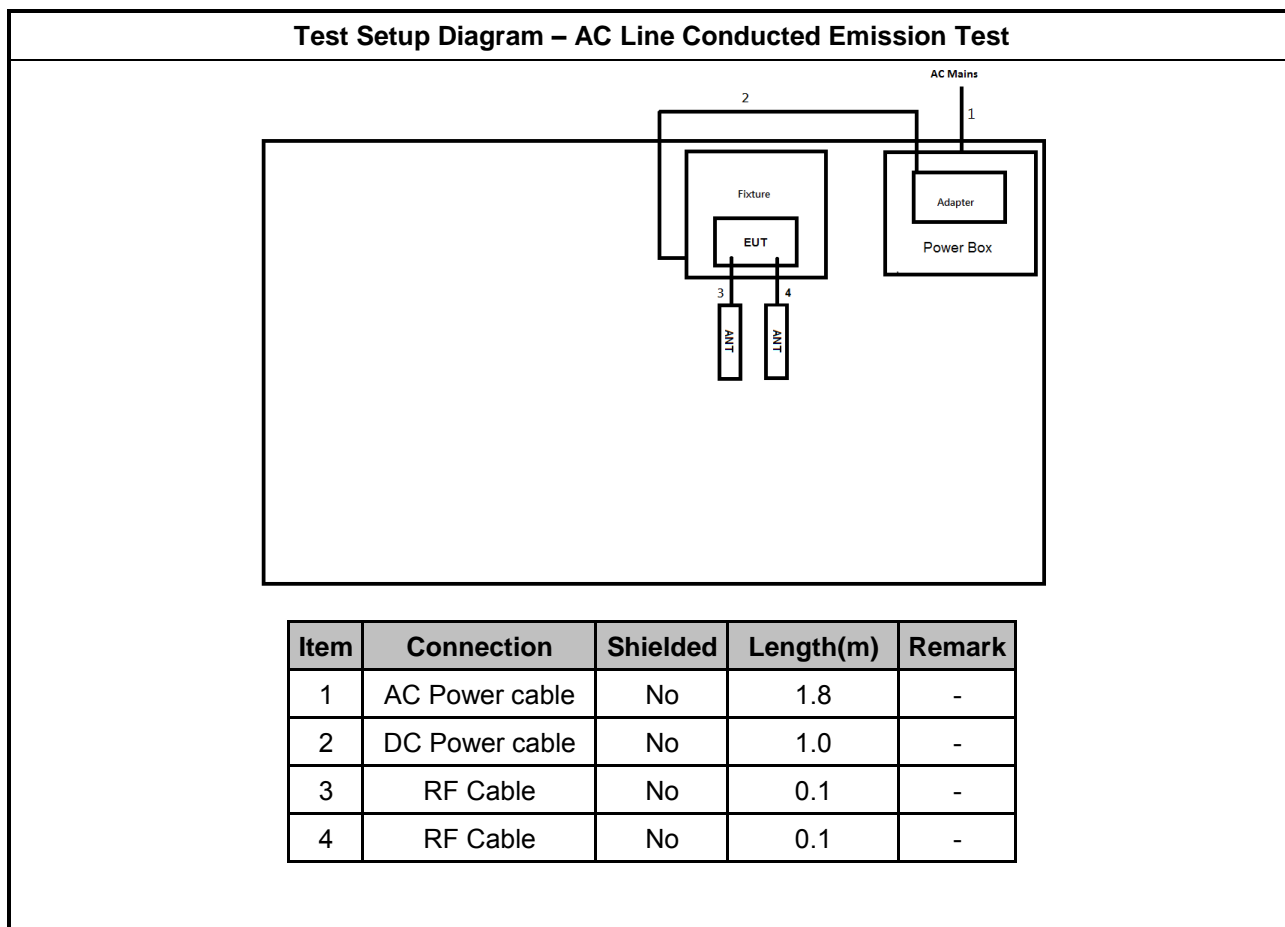
## 2.3 Support Equipment

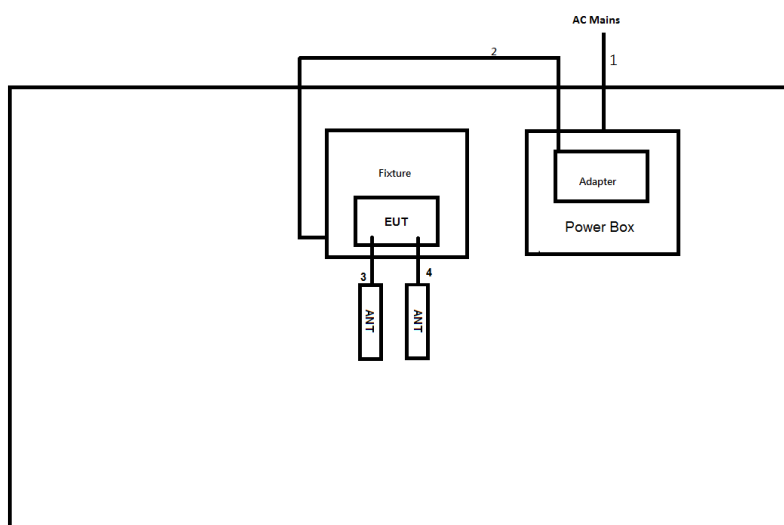
Support Equipment – AC Conduction					
No.	Equipment	Brand Name	Model Name	FCC ID	Remark
1	Fixture	Sinovoip	Banana Pi BPi-R64	-	Provided by Customer
2	Adapter	SHENZHEN YINGHUIYUAN ELECTRONICS CO.,LTD	YHY-12004000	-	Provided by Customer
3	AC power cable	Power sync	PW-GPC180-3	-	-

Support Equipment – Conducted					
No.	Equipment	Brand Name	Model Name	FCC ID	Remark
1	Notebook	DELL	E5410	-	-
2	Adapter for NB	DELL	HA65NM130	-	-

Support Equipment – Radiated					
No.	Equipment	Brand Name	Model Name	FCC ID	Remark
1	Adapter	SHENZHEN YINGHUIYUAN ELECTRONICS CO.,LTD	YHY-12004000	-	Provided by Customer
2	Fixture	Sinovoip	Banana Pi BPi-R64	-	Provided by Customer
3	AC power cable	Power sync	PW-GPC180-3	-	-

## 2.4 Test Setup Diagram



**Test Setup Diagram - Radiated Test**


Item	Connection	Shielded	Length(m)	Remark
1	AC Power cable	No	1.8	-
2	DC Power cable	No	1.0	-
3	RF Cable	No	0.1	-
4	RF Cable	No	0.1	-

### 3 Transmitter Test Result

#### 3.1 AC Power-line Conducted Emissions

##### 3.1.1 AC Power-line Conducted Emissions Limit

AC Power-line Conducted Emissions Limit		
Frequency Emission (MHz)	Quasi-Peak	Average
0.15-0.5	66 - 56 *	56 - 46 *
0.5-5	56	46
5-30	60	50
Note 1: * Decreases with the logarithm of the frequency.		

##### 3.1.2 Measuring Instruments

Refer a test equipment and calibration data table in this test report.

##### 3.1.3 Test Procedures

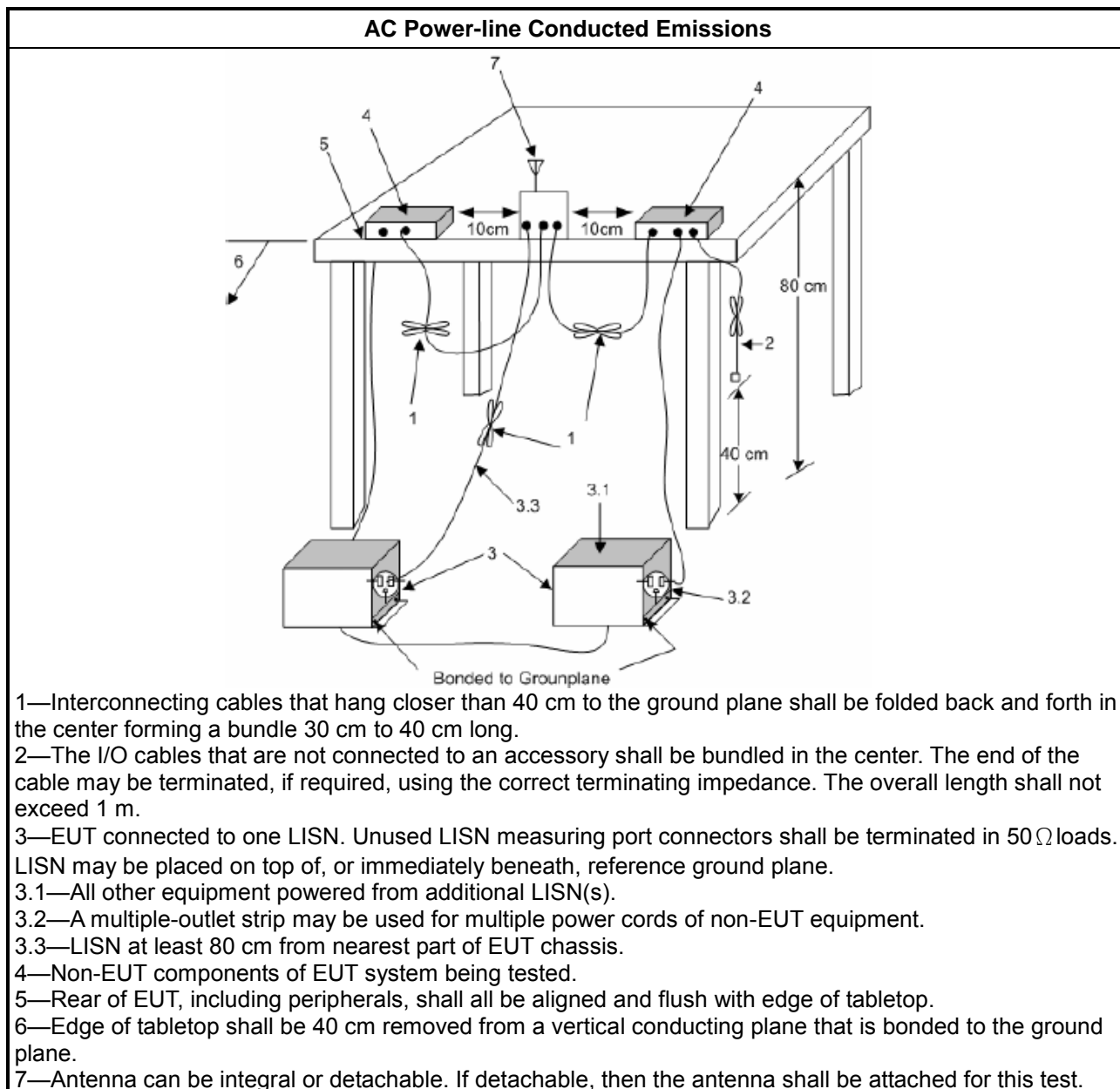
Test Method
<input checked="" type="checkbox"/> Refer as ANSI C63.10-2013, clause 6.2 for AC power-line conducted emissions.

##### 3.1.4 Measurement Results Calculation

The measured Level is calculated using:

Corrected Reading: Raw(Read Level) + LISN(LISN Factor) + CL(Cable Loss) + AT(Attenuator).

### 3.1.5 Test Setup



### 3.1.6 Test Result of AC Power-line Conducted Emissions

Refer as Appendix A



## 3.2 Emission Bandwidth

### 3.2.1 Emission Bandwidth Limit

Emission Bandwidth Limit	
<b>UNII Devices</b>	
<input checked="" type="checkbox"/>	For the 5.15-5.25 GHz band, N/A
<input type="checkbox"/>	For the 5.25-5.35 GHz band, N/A
<input type="checkbox"/>	For the 5.47-5.725 GHz band, N/A
<input checked="" type="checkbox"/>	For the 5.725-5.85 GHz band, 6 dB emission bandwidth $\geq$ 500kHz.

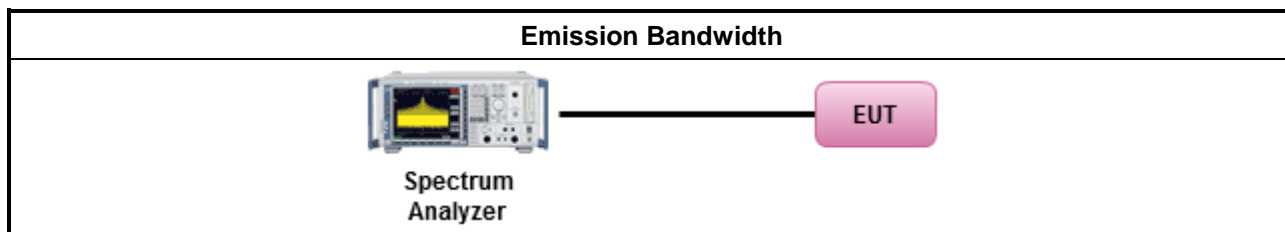
### 3.2.2 Measuring Instruments

Refer a test equipment and calibration data table in this test report.

### 3.2.3 Test Procedures

Test Method	
<ul style="list-style-type: none"> <li>For the emission bandwidth shall be measured using one of the options below:</li> </ul>	
<input checked="" type="checkbox"/>	Refer as KDB 789033, clause C for EBW and clause D for OBW measurement.
<input type="checkbox"/>	Refer as ANSI C63.10, clause 6.9.3 for occupied bandwidth testing.
<input type="checkbox"/>	Refer as IC RSS-Gen, clause 6.7 for bandwidth testing.

### 3.2.4 Test Setup



### 3.2.5 Test Result of Emission Bandwidth

Refer as Appendix B

### 3.3 Maximum Conducted Output Power

#### 3.3.1 Maximum Conducted Output Power Limit

Maximum Conducted Output Power Limit	
<b>UNII Devices</b>	
<input checked="" type="checkbox"/>	For the 5.15-5.25 GHz band:
<input type="checkbox"/>	<ul style="list-style-type: none"> <li>Outdoor AP: the maximum conducted output power (<math>P_{Out}</math>) shall not exceed the lesser of 1 W. If <math>G_{TX} &gt; 6</math> dBi, then <math>P_{Out} = 30 - (G_{TX} - 6)</math>. e.i.r.p. at any elevation angle above 30 degrees <math>\leq 125</math>mW [21dBm]</li> <li>Indoor AP: the maximum conducted output power (<math>P_{Out}</math>) shall not exceed the lesser of 1 W. If <math>G_{TX} &gt; 6</math> dBi, then <math>P_{Out} = 30 - (G_{TX} - 6)</math></li> <li>Point-to-point AP: the maximum conducted output power (<math>P_{Out}</math>) shall not exceed the lesser of 1 W. If <math>G_{TX} &gt; 23</math> dBi, then <math>P_{Out} = 30 - (G_{TX} - 23)</math>.</li> <li>Mobile or Portable Client: the maximum conducted output power (<math>P_{Out}</math>) shall not exceed the lesser of 250 mW. If <math>G_{TX} &gt; 6</math> dBi, then <math>P_{Out} = 24 - (G_{TX} - 6)</math>.</li> </ul>
<input type="checkbox"/>	For the 5.25-5.35 GHz band, the maximum conducted output power ( $P_{Out}$ ) shall not exceed the lesser of 250 mW or 11 dBm + 10 log B, where B is the 26 dB emission bandwidth in MHz. If $G_{TX} > 6$ dBi, then $P_{Out} = 24 - (G_{TX} - 6)$ .
<input type="checkbox"/>	For the 5.47-5.725 GHz band, the maximum conducted output power ( $P_{Out}$ ) shall not exceed the lesser of 250 mW or 11 dBm + 10 log B, where B is the 26 dB emission bandwidth in MHz. If $G_{TX} > 6$ dBi, then $P_{Out} = 24 - (G_{TX} - 6)$ .
<input checked="" type="checkbox"/>	For the 5.725-5.85 GHz band:
<input type="checkbox"/>	<ul style="list-style-type: none"> <li>Point-to-multipoint systems (P2M): the maximum conducted output power (<math>P_{Out}</math>) shall not exceed the lesser of 1 W. If <math>G_{TX} &gt; 6</math> dBi, then <math>P_{Out} = 30 - (G_{TX} - 6)</math>.</li> <li>Point-to-point systems (P2P): the maximum conducted output power (<math>P_{Out}</math>) shall not exceed the lesser of 1 W.</li> </ul>
$P_{Out}$ = maximum conducted output power in dBm, $G_{TX}$ = the maximum transmitting antenna directional gain in dBi.	

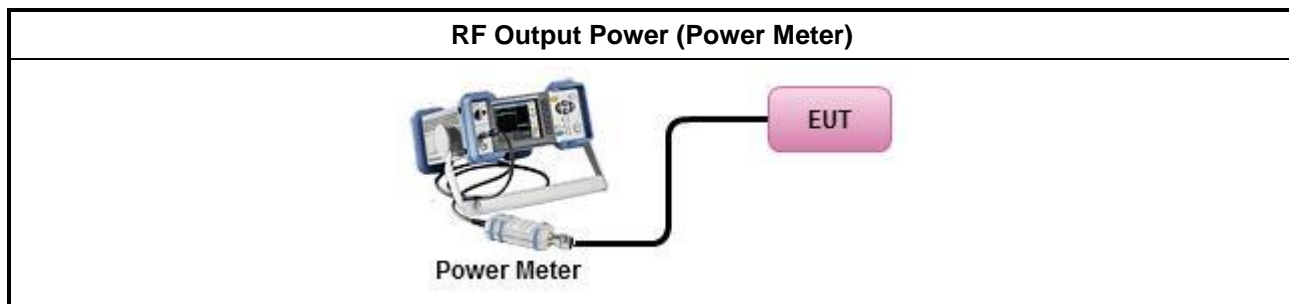
### 3.3.2 Measuring Instruments

Refer a test equipment and calibration data table in this test report.

### 3.3.3 Test Procedures

Test Method	
<ul style="list-style-type: none"> <li>Maximum Conducted Output Power</li> </ul>	
	Duty cycle $\geq 98\%$
<input type="checkbox"/>	Refer as KDB 789033, clause E Method SA-2 (spectral trace averaging).
	Duty cycle $< 98\%$
<input type="checkbox"/>	Refer as KDB 789033, clause E Method SA-2 Alt. (RMS detection with slow sweep speed)
	Wideband RF power meter and average over on/off periods with duty factor
<input checked="" type="checkbox"/>	Refer as KDB 789033, clause E Method PM (using an RF average power meter).
<ul style="list-style-type: none"> <li>For conducted measurement.</li> </ul>	
	<ul style="list-style-type: none"> <li>If the EUT supports multiple transmit chains using options given below: Refer as KDB 662911, In-band power measurements. Using the measure-and-sum approach, measured all transmit ports individually. Sum the power (in linear power units e.g., mW) of all ports for each individual sample and save them.</li> </ul>
	<ul style="list-style-type: none"> <li>If multiple transmit chains, EIRP calculation could be following as methods:  <math>P_{\text{total}} = P_1 + P_2 + \dots + P_n</math>  (calculated in linear unit [mW] and transfer to log unit [dBm])  <math>\text{EIRP}_{\text{total}} = P_{\text{total}} + \text{DG}</math> </li> </ul>

### 3.3.4 Test Setup



### 3.3.5 Test Result of Maximum Conducted Output Power

Refer as Appendix C

### 3.4 Peak Power Spectral Density

#### 3.4.1 Peak Power Spectral Density Limit

Peak Power Spectral Density Limit	
<b>UNII Devices</b>	
<input checked="" type="checkbox"/> For the 5.15-5.25 GHz band:	
	<ul style="list-style-type: none"> <li>Outdoor AP: the peak power spectral density (PPSD) shall not exceed the lesser of 17dBm/MHz. If <math>G_{TX} &gt; 6</math> dBi, then <math>P_{Out} = 17 - (G_{TX} - 6)</math>.</li> </ul>
	<ul style="list-style-type: none"> <li>Indoor AP: the peak power spectral density (PPSD) shall not exceed the lesser of 17dBm/MHz. If <math>G_{TX} &gt; 6</math> dBi, then <math>P_{Out} = 17 - (G_{TX} - 6)</math>.</li> </ul>
	<ul style="list-style-type: none"> <li>Point-to-point AP: the peak power spectral density (PPSD) shall not exceed the lesser of 17dBm/MHz. If <math>G_{TX} &gt; 23</math> dBi, then <math>P_{Out} = 17 - (G_{TX} - 23)</math>.</li> </ul>
	<ul style="list-style-type: none"> <li>Mobile or Portable Client: the peak power spectral density (PPSD) <math>\leq 11</math> dBm/MHz. If <math>G_{TX} &gt; 6</math> dBi, then <math>PPSD = 11 - (G_{TX} - 6)</math>.</li> </ul>
<input type="checkbox"/> For the 5.25-5.35 GHz band, the peak power spectral density (PPSD) $\leq 11$ dBm/MHz. If $G_{TX} > 6$ dBi, then $PPSD = 11 - (G_{TX} - 6)$ .	
<input type="checkbox"/> For the 5.47-5.725 GHz band, the peak power spectral density (PPSD) $\leq 11$ dBm/MHz. If $G_{TX} > 6$ dBi, then $PPSD = 11 - (G_{TX} - 6)$ .	
<input checked="" type="checkbox"/> For the 5.725-5.85 GHz band:	
	<ul style="list-style-type: none"> <li>Point-to-multipoint systems (P2M): the peak power spectral density (PPSD) <math>\leq 30</math> dBm/500kHz. If <math>G_{TX} &gt; 6</math> dBi, then <math>PPSD = 30 - (G_{TX} - 6)</math>.</li> </ul>
	<ul style="list-style-type: none"> <li>Point-to-point systems (P2P): the peak power spectral density (PPSD) <math>\leq 30</math> dBm/500kHz.</li> </ul>
<p><b>PPSD</b> = peak power spectral density that he same method as used to determine the conducted output power shall be used to determine the power spectral density. And power spectral density in dBm/MHz</p> <p><b><math>G_{TX}</math></b> = the maximum transmitting antenna directional gain in dBi.</p>	

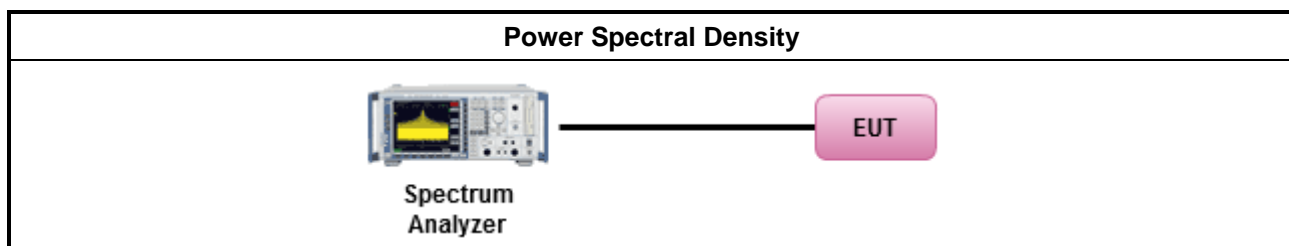
### 3.4.2 Measuring Instruments

Refer a test equipment and calibration data table in this test report.

### 3.4.3 Test Procedures

Test Method	
<ul style="list-style-type: none"> <li>Peak power spectral density procedures that the same method as used to determine the conducted output power shall be used to determine the peak power spectral density and use the peak search function on the spectrum analyzer to find the peak of the spectrum. For the peak power spectral density shall be measured using below options:</li> </ul>	
<input type="checkbox"/> Refer as KDB 789033, F5) power spectral density can be measured using resolution bandwidths < 1 MHz provided that the results are integrated over 1 MHz bandwidth	
Duty cycle ≥ 98%	
<input type="checkbox"/> Refer as KDB 789033, clause E Method SA-2 (spectral trace averaging).	
Duty cycle < 98%	
<input checked="" type="checkbox"/> Refer as KDB 789033, clause E Method SA-2 Alt. (RMS detection with slow sweep speed)	
<ul style="list-style-type: none"> <li>For conducted measurement.</li> </ul>	
<ul style="list-style-type: none"> <li>If the EUT supports multiple transmit chains using options given below:</li> </ul>	
<ul style="list-style-type: none"> <li>Measure and sum the spectra across the outputs. Refer as KDB 662911, In-band power spectral density (PSD). Sample all transmit ports simultaneously using a spectrum analyzer for each transmit port. Where the trace bin-by-bin of each transmit port summing can be performed. (i.e., in the first spectral bin of output 1 is summed with that in the first spectral bin of output 2 and that from the first spectral bin of output 3, and so on up to the NTX output to obtain the value for the first frequency bin of the summed spectrum.). Add up the amplitude (power) values for the different transmit chains and use this as the new data trace.</li> </ul>	
<ul style="list-style-type: none"> <li>If multiple transmit chains, EIRP PPSD calculation could be following as methods:  <math display="block">PPSD_{total} = PPSD_1 + PPSD_2 + \dots + PPSD_n</math>           (calculated in linear unit [mW] and transfer to log unit [dBm])  <math display="block">EIRP_{total} = PPSD_{total} + DG</math> </li> </ul>	

### 3.4.4 Test Setup



### 3.4.5 Test Result of Peak Power Spectral Density

Refer as Appendix D

### 3.5 Unwanted Emissions

#### 3.5.1 Transmitter Radiated Unwanted Emissions Limit

Unwanted emissions below 1 GHz and restricted band emissions above 1GHz limit			
Frequency Range (MHz)	Field Strength (uV/m)	Field Strength (dBuV/m)	Measure Distance (m)
0.009~0.490	2400/F(kHz)	48.5 - 13.8	300
0.490~1.705	24000/F(kHz)	33.8 - 23	30
1.705~30.0	30	29	30
30~88	100	40	3
88~216	150	43.5	3
216~960	200	46	3
Above 960	500	54	3

Note 1: Test distance for frequencies at or above 30 MHz, measurements may be performed at a distance other than the limit distance provided they are not performed in the near field and the emissions to be measured can be detected by the measurement equipment. When performing measurements at a distance other than that specified, the results shall be extrapolated to the specified distance using an extrapolation factor of 20 dB/decade (inverse of linear distance for field-strength measurements, inverse of linear distance-squared for power-density measurements).

Note 2: Test distance for frequencies at below 30 MHz, measurements may be performed at a distance closer than the EUT limit distance; however, an attempt should be made to avoid making measurements in the near field. When performing measurements below 30 MHz at a closer distance than the limit distance, the results shall be extrapolated to the specified distance by either making measurements at a minimum of two or more distances on at least one radial to determine the proper extrapolation factor or by using the square of an inverse linear distance extrapolation factor (40 dB/decade). The test report shall specify the extrapolation method used to determine compliance of the EUT.

Note 3: Using the distance of 1m during the test for above 18 GHz, and the test value to correct for the distance factor at 3m.

Un-restricted band emissions above 1GHz Limit	
Operating Band	Limit
5.15 - 5.25 GHz	e.i.r.p. -27 dBm [68.2 dBuV/m@3m]
5.25 - 5.35 GHz	e.i.r.p. -27 dBm [68.2 dBuV/m@3m]
5.47 - 5.725 GHz	e.i.r.p. -27 dBm [68.2 dBuV/m@3m]
5.725 - 5.85 GHz	5.650-5700 GHz: e.i.r.p. -27 ~ 10 dBm [68.2 ~ 105.2 dBuV/m@3m] 5.700-5720 GHz: e.i.r.p. 10 ~ 15.6 dBm [105.2 ~ 110.8 dBuV/m@3m] 5.720-5725 GHz: e.i.r.p. 15.6 ~ 27 dBm [110.8 ~ 122.2 dBuV/m@3m] 5.850-5.855 GHz: e.i.r.p. 27 ~ 15.6 dBm [122.2 ~ 110.8 dBuV/m@3m] 5.855-5.875 GHz: e.i.r.p. 15.6 ~ 10 dBm [110.8 ~ 105.2 dBuV/m@3m] 5.875-5.925 GHz: e.i.r.p. 10 ~ -27 dBm [105.2 ~ 68.2dBuV/m@3m] Other un-restricted band: e.i.r.p. -27 dBm [68.2 dBuV/m@3m]

Note 1: Measurements may be performed at a distance other than the limit distance provided they are not performed in the near field and the emissions to be measured can be detected by the measurement equipment. When performing measurements at a distance other than that specified, the results shall be extrapolated to the specified distance using an extrapolation factor of 20 dB/decade (inverse of linear distance for field-strength measurements, inverse of linear distance-squared for power-density measurements).

### 3.5.2 Measuring Instruments

Refer a test equipment and calibration data table in this test report.

### 3.5.3 Test Procedures

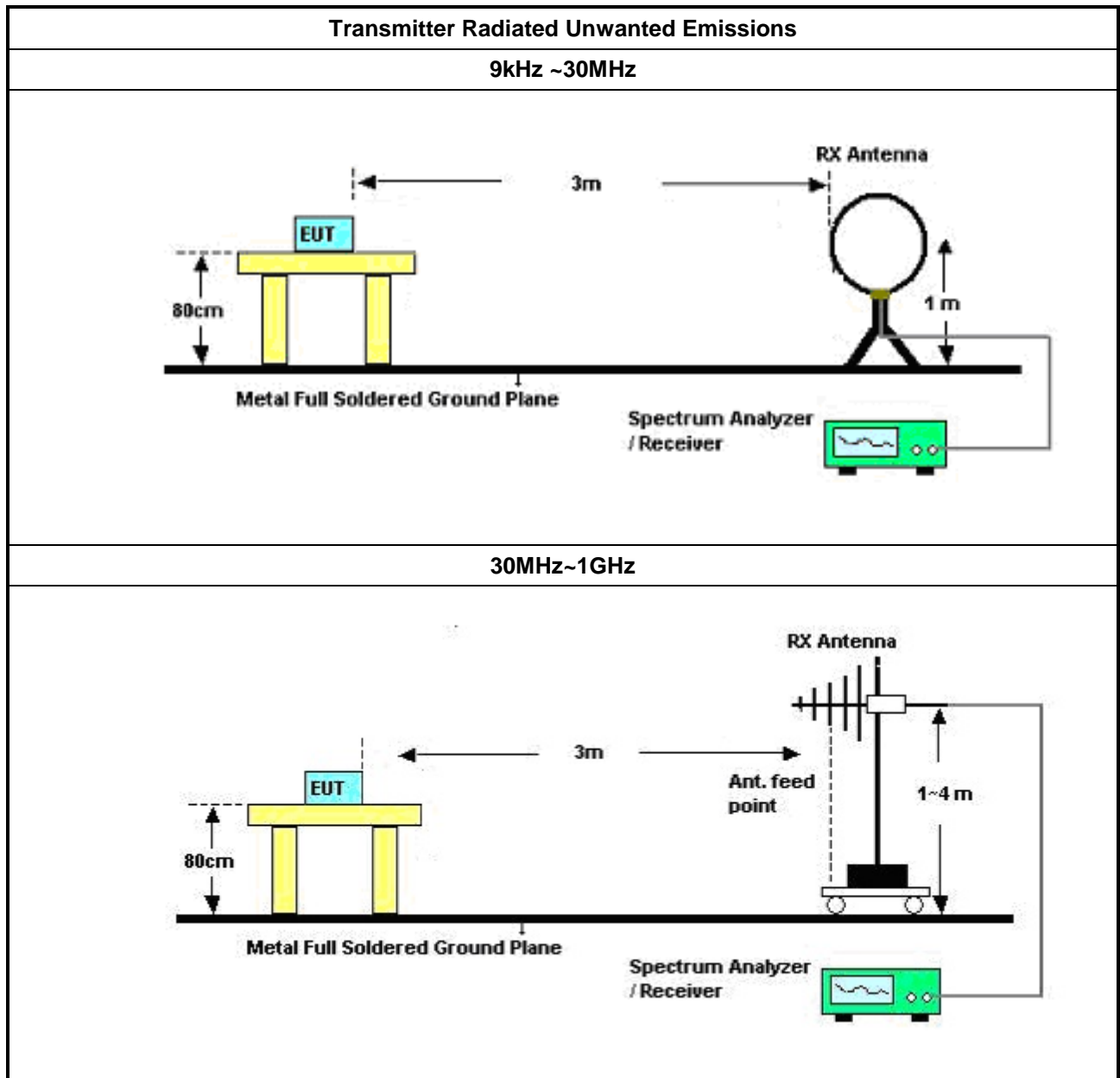
Test Method	
<ul style="list-style-type: none"> <li>Measurements may be performed at a distance other than the limit distance provided they are not performed in the near field and the emissions to be measured can be detected by the measurement equipment. Measurements shall not be performed at a distance greater than 30 m for frequencies above 30 MHz, unless it can be further demonstrated that measurements at a distance of 30 m or less are impractical. When performing measurements at a distance other than that specified, the results shall be extrapolated to the specified distance using an extrapolation factor of 20 dB/decade (inverse of linear distance for field-strength measurements, inverse of linear distance-squared for power-density measurements).</li> </ul>	
<ul style="list-style-type: none"> <li>The average emission levels shall be measured in [duty cycle <math>\geq</math> 98 or duty factor].</li> </ul>	
<ul style="list-style-type: none"> <li>For the transmitter unwanted emissions shall be measured using following options below:</li> </ul>	
	<ul style="list-style-type: none"> <li>Refer as KDB 789033, clause G)2) for unwanted emissions into non-restricted bands.</li> </ul>
	<ul style="list-style-type: none"> <li>Refer as KDB 789033, clause G)1) for unwanted emissions into restricted bands.</li> </ul>
<input checked="" type="checkbox"/>	Refer as KDB 789033, G)6) Method VB (ANSI C63.10, clause 4.1.4.2.3), Reduced VBW.
<input checked="" type="checkbox"/>	Refer as KDB 789033, clause G)5) (ANSI C63.10, clause 4.1.4.2.2), measurement procedure peak limit.
<ul style="list-style-type: none"> <li>For radiated measurement.</li> </ul>	
	<ul style="list-style-type: none"> <li>Refer as ANSI C63.10, clause 6.4 for radiated emissions below 30 MHz and test distance is 3m.</li> </ul>
	<ul style="list-style-type: none"> <li>Refer as ANSI C63.10, clause 6.5 for radiated emissions 30 MHz to 1 GHz and test distance is 3m.</li> </ul>
	<ul style="list-style-type: none"> <li>Refer as ANSI C63.10, clause 6.6 for radiated emissions above 1GHz.</li> </ul>
<ul style="list-style-type: none"> <li>The any unwanted emissions level shall not exceed the fundamental emission level.</li> </ul>	
<ul style="list-style-type: none"> <li>Use the following spectrum analyzer settings:</li> </ul>	
	<ul style="list-style-type: none"> <li>Set RBW=100 kHz for <math>f &lt; 1</math> GHz; VBW=3 * RBW; Sweep = auto; Detector function = peak; Trace = max hold.</li> </ul>
	<ul style="list-style-type: none"> <li>Set RBW = 1 MHz, VBW= 3MHz for <math>f \geq 1</math> GHz for peak measurement. For average measurement, refer as 1.1.4.</li> </ul>
<ul style="list-style-type: none"> <li>KDB 414788 Open-Field Test Sites and Chamber Correlation Justification.</li> </ul>	
	<ul style="list-style-type: none"> <li>Based on FCC 15.31(f)(2): measurements may be performed at a distance closer than that specified in regulations; however, an attempt should be made to avoid making measurements in the near field.</li> </ul>
	<ul style="list-style-type: none"> <li>Open-field site and chamber correlation testing had been performed and chamber measured test result is the worst case test result.</li> </ul>

### 3.5.4 Measurement Results Calculation

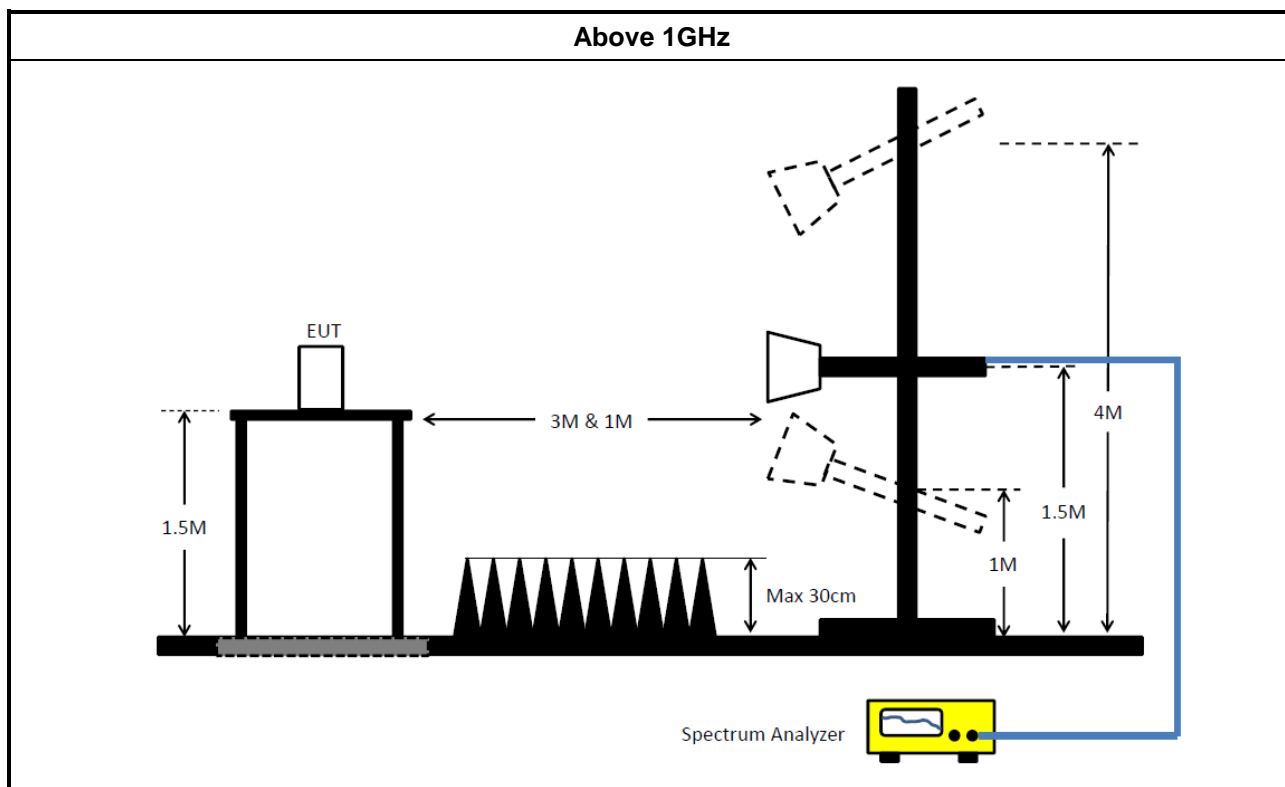
The measured Level is calculated using:

Corrected Reading: Raw(Read Level) + AF(Antenna Factor) + CL(Cable Loss) - PA(Preamplifier Factor)

### 3.5.5 Test Setup







### 3.5.6 Transmitter Unwanted Emissions (Below 30MHz)

The amplitude of spurious emissions which are attenuated by more than 20dB below the permissible value has no need to be reported.

### 3.5.7 Test Result of Transmitter Unwanted Emissions

Refer as Appendix E



## 4 Test Equipment and Calibration Data

### Instrument for AC Conduction

Instrument	Manufacturer /Brand	Model No.	Serial No.	Spec.	Calibration Date	Calibration Due Date
EMI Test Receiver	R&S	ESR3	102051	9kHz ~ 3.6GHz	21/May/2021	20/May/2022
Two-Line V-Network	R&S	ENV 216	100003	9kHz ~ 30MHz	18/Feb/2022	17/Feb/2023
RF Cable 5m	TITAN	TITAN	CO04-cable-01	9 kHz~200MHz	01/Mar/2022	28/Feb/2023
Impuls Begrenzer Pulse Limiter	SCHWARZBECK	VTSD 9561-F	9561-F041	9kHz ~ 30MHz	26/Oct/2021	25/Oct/2022
Software	Sporton	SENSE-EMI	V5.10.7	-	NCR	NCR

NCR: No Calibration Required

### Instrument for Conducted Test

Instrument	Manufacturer /Brand	Model No.	Serial No.	Spec.	Calibration Date	Calibration Due Date
Signal Analyzer	R&S	FSV 40	101515	10Hz~40GHz	14/Feb/2022	13/Feb/2023
Programmable Temp. & Humi. Chamber	Giant Force	GTH-225-40-C P-AR	MAA1311-008	-40~100℃	08/Jun/2021	07/Jun/2022
Programmable Temp. & Humi. Chamber	Giant Force	GTH-225-40-C P-AR	MAA1311-008	-40~100℃	30/May/2022	29/May/2023
SMB100A Signal Generator	R&S	SMB100A	181147	100kHz~40GHz	21/Oct/2021	20/Oct/2022
Pulse Sensor	Anritsu	MA2411B	1339407	300MHz~40GHz	17/Dec/2021	16/Dec/2022
Power Meter	Anritsu	ML2495A	1517010	300MHz~40GHz	20/Dec/2021	19/Dec/2022
SENSE-15407_NII	Sporton	V5.10.7.20	N/A	N/A	N/A	N/A

**Instrument for Radiated Test**

Instrument	Manufacturer /Brand	Model No.	Serial No.	Spec.	Calibration Date	Calibration Due Date
3m Semi Anechoic Chamber	SIDT FRANKONIA	SAC-3M	03CH03-HY	30MHz~1GHz 3m	03/Aug/2021	02/Aug/2022
3m Semi Anechoic Chamber	SIDT FRANKONIA	SAC-3M	03CH03-HY	1GHz~18GHz 3m	03/Aug/2021	02/Aug/2022
Signal Analyzer	R&S	FSV40	101500	10Hz~40GHz	12/Oct/2021	11/Oct/2022
Amplifier	HP	8447D	2944A08033	10kHz~1.3GHz	08/Apr/2022	07/Apr/2023
Bilog Antenna & 6dB Attenuator	SCHAFFNER / EMCI	CBL6112B / N-6-05	22237 / AT-N-0603	30MHz~1GHz	17/Oct/2021	16/Oct/2022
Double Ridged Guide Horn Antenna	SCHWARZBECK	BBHA 9120 D	02267	1GHz~18GHz	14/Sep/2021	13/Sep/2022
RF Cable-R03m	Jye Bao	RG142	CB021	9kHz~30MHz	16/Jun/2021	15/Jun/2022
RF Cable-R03m	Jye Bao	RG142	MY37335/4+CB021-1+CB021-2	30MHz~1GHz	22/Mar/2022	21/Mar/2023
RF CABLE 5+6m	HUBER+SUHNER	SUOFLEX 104	SN MY38596/4+SN 804300/4	1GHz~40GHz	28/Jul/2021	27/Jul/2022
Broadband Horn Antenna	SCHWARZBECK	BBHA 9170	BBHA 9170221	15GHz~40GHz	18/Mar/2022	17/Mar/2023
Microwave Premplifier	EMC INSTRUMENTS	EM18G40G	060604	18GHz ~ 40GHz	08/Mar/2022	07/Mar/2023
Loop Antenna	TESEQ	HLA 6120	31244	9kHz~30MHz	18/Mar/2022	17/Mar/2023
EMI Test Receiver	R&S	ESR3	102052	9kHz~3.6GHz	02/Jun/2021	01/Jun/2022
Microwave Preamplifier	Agilent	8449B	3008A02326	1GHz~26.5GHz	15/Jul/2021	14/Jul/2022
SENSE-15407_NII	Sporton	V5.10.7.18	NA	NA	NA	NA



**Conducted Emissions at Powerline\_Non-Beamforming\_  
PCB Antenna**

**Appendix A.1**

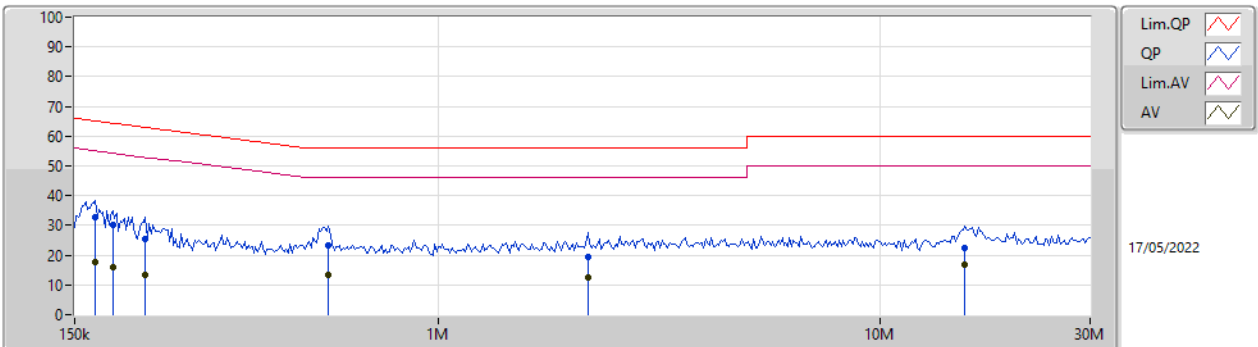
**Summary**

Mode	Result	Type	Freq (Hz)	Level (dBuV)	Limit (dBuV)	Margin (dB)	Condition
Mode 1	Pass	QP	156.091k	34.36	65.67	-31.31	Neutral

**Mode Configure**

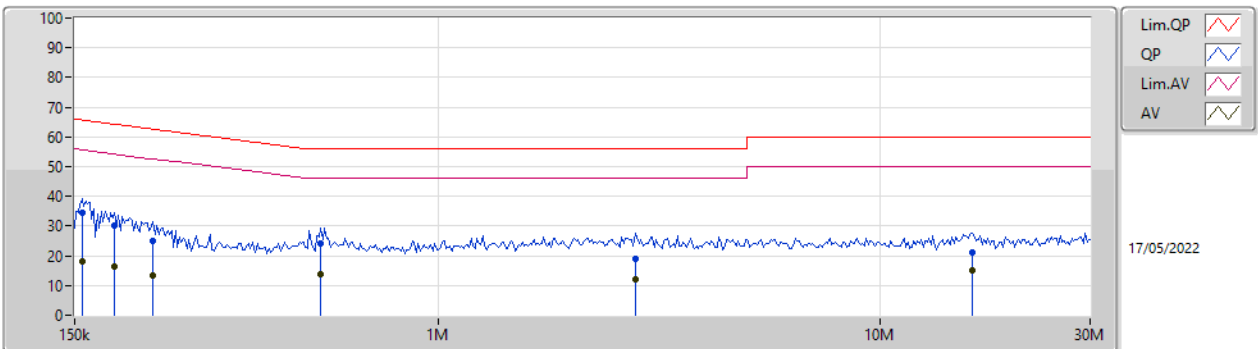
Mode	Result	Type	Freq (Hz)	Level (dBuV)	Limit (dBuV)	Margin (dB)	Condition	Comments
Mode 1	Pass	QP	167.35k	32.90	65.08	-32.18	Line	-
Mode 1	Pass	AV	167.35k	17.50	55.08	-37.58	Line	-
Mode 1	Pass	QP	183.029k	30.14	64.34	-34.20	Line	-
Mode 1	Pass	AV	183.029k	15.97	54.34	-38.37	Line	-
Mode 1	Pass	QP	216.761k	25.34	62.94	-37.60	Line	-
Mode 1	Pass	AV	216.761k	13.30	52.94	-39.64	Line	-
Mode 1	Pass	QP	563.422k	23.34	56.00	-32.66	Line	-
Mode 1	Pass	AV	563.422k	13.56	46.00	-32.44	Line	-
Mode 1	Pass	QP	2.18M	19.47	56.00	-36.53	Line	-
Mode 1	Pass	AV	2.18M	12.31	46.00	-33.69	Line	-
Mode 1	Pass	QP	15.638M	22.51	60.00	-37.49	Line	-
Mode 1	Pass	AV	15.638M	16.89	50.00	-33.11	Line	-
Mode 1	Pass	QP	156.091k	34.36	65.67	-31.31	Neutral	-
Mode 1	Pass	AV	156.091k	18.09	55.67	-37.58	Neutral	-
Mode 1	Pass	QP	184.859k	30.02	64.26	-34.24	Neutral	-
Mode 1	Pass	AV	184.859k	16.57	54.26	-37.69	Neutral	-
Mode 1	Pass	QP	225.563k	24.89	62.62	-37.73	Neutral	-
Mode 1	Pass	AV	225.563k	13.18	52.62	-39.44	Neutral	-
Mode 1	Pass	QP	541.438k	24.20	56.00	-31.80	Neutral	-
Mode 1	Pass	AV	541.438k	13.78	46.00	-32.22	Neutral	-
Mode 1	Pass	QP	2.796M	18.90	56.00	-37.10	Neutral	-
Mode 1	Pass	AV	2.796M	12.06	46.00	-33.94	Neutral	-
Mode 1	Pass	QP	16.273M	20.96	60.00	-39.04	Neutral	-
Mode 1	Pass	AV	16.273M	15.21	50.00	-34.79	Neutral	-

### Conducted Emissions at Powerline\_Mode 1



Type	Freq (Hz)	Level (dBuV)	Limit (dBuV)	Margin (dB)	Factor (dB)	Condition	Comment	Raw (dBuV)	LISN (dB)	CL (dB)	AT (dB)			
QP	167.35k	32.90	65.08	-32.18	19.63	Line	-	13.27	9.69	0.03	9.91			
AV	167.35k	17.50	55.08	-37.58	19.63	Line	-	-2.13	9.69	0.03	9.91			
QP	183.029k	30.14	64.34	-34.20	19.63	Line	-	10.51	9.69	0.03	9.91			
AV	183.029k	15.97	54.34	-38.37	19.63	Line	-	-3.66	9.69	0.03	9.91			
QP	216.761k	25.34	62.94	-37.60	19.63	Line	-	5.71	9.69	0.03	9.91			
AV	216.761k	13.30	52.94	-39.64	19.63	Line	-	-6.33	9.69	0.03	9.91			
QP	563.422k	23.34	56.00	-32.66	19.63	Line	-	3.71	9.68	0.04	9.91			
AV	563.422k	13.56	46.00	-32.44	19.63	Line	-	-6.07	9.68	0.04	9.91			
QP	2.18M	19.47	56.00	-36.53	19.71	Line	-	-0.24	9.70	0.09	9.92			
AV	2.18M	12.31	46.00	-33.69	19.71	Line	-	-7.40	9.70	0.09	9.92			
QP	15.638M	22.51	60.00	-37.49	19.97	Line	-	2.54	9.80	0.24	9.93			
AV	15.638M	16.89	50.00	-33.11	19.97	Line	-	-3.08	9.80	0.24	9.93			

### Conducted Emissions at Powerline\_Mode 1



Type	Freq (Hz)	Level (dBuV)	Limit (dBuV)	Margin (dB)	Factor (dB)	Condition	Comment	Raw (dBuV)	LISN (dB)	CL (dB)	AT (dB)			
QP	156.091k	34.36	65.67	-31.31	19.67	Neutral	-	14.69	9.73	0.03	9.91			
AV	156.091k	18.09	55.67	-37.58	19.67	Neutral	-	-1.58	9.73	0.03	9.91			
QP	184.859k	30.02	64.26	-34.24	19.66	Neutral	-	10.36	9.72	0.03	9.91			
AV	184.859k	16.57	54.26	-37.69	19.66	Neutral	-	-3.09	9.72	0.03	9.91			
QP	225.563k	24.89	62.62	-37.73	19.66	Neutral	-	5.23	9.72	0.03	9.91			
AV	225.563k	13.18	52.62	-39.44	19.66	Neutral	-	-6.48	9.72	0.03	9.91			
QP	541.438k	24.20	56.00	-31.80	19.67	Neutral	-	4.53	9.72	0.04	9.91			
AV	541.438k	13.78	46.00	-32.22	19.67	Neutral	-	-5.89	9.72	0.04	9.91			
QP	2.796M	18.90	56.00	-37.10	19.77	Neutral	-	-0.87	9.75	0.10	9.92			
AV	2.796M	12.06	46.00	-33.94	19.77	Neutral	-	-7.71	9.75	0.10	9.92			
QP	16.273M	20.96	60.00	-39.04	20.14	Neutral	-	0.82	9.96	0.25	9.93			
AV	16.273M	15.21	50.00	-34.79	20.14	Neutral	-	-4.93	9.96	0.25	9.93			



## Conducted Emissions at Powerline\_Non-Beamforming\_ Dipole Antenna

### Appendix A.2

#### Summary

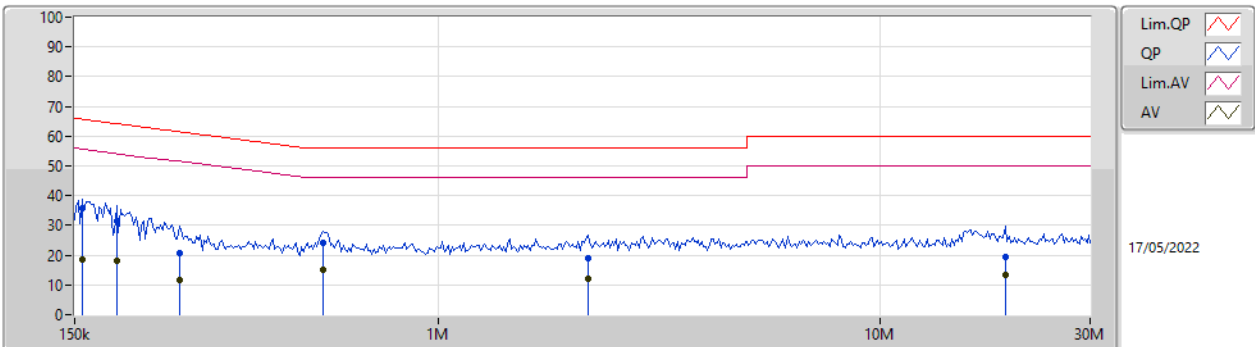
Mode	Result	Type	Freq (Hz)	Level (dBuV)	Limit (dBuV)	Margin (dB)	Condition
Mode 1	Pass	QP	156.091k	35.85	65.67	-29.82	Line

**Mode Configure**

Mode	Result	Type	Freq (Hz)	Level (dBuV)	Limit (dBuV)	Margin (dB)	Condition	Comments
Mode 1	Pass	QP	156.091k	35.85	65.67	-29.82	Line	-
Mode 1	Pass	AV	156.091k	18.40	55.67	-37.27	Line	-
Mode 1	Pass	QP	186.707k	31.27	64.18	-32.91	Line	-
Mode 1	Pass	AV	186.707k	18.21	54.18	-35.97	Line	-
Mode 1	Pass	QP	259.279k	20.85	61.45	-40.60	Line	-
Mode 1	Pass	AV	259.279k	11.75	51.45	-39.70	Line	-
Mode 1	Pass	QP	546.852k	24.19	56.00	-31.81	Line	-
Mode 1	Pass	AV	546.852k	15.04	46.00	-30.96	Line	-
Mode 1	Pass	QP	2.18M	19.17	56.00	-36.83	Line	-
Mode 1	Pass	AV	2.18M	12.22	46.00	-33.78	Line	-
Mode 1	Pass	QP	19.272M	19.30	60.00	-40.70	Line	-
Mode 1	Pass	AV	19.272M	13.22	50.00	-36.78	Line	-
Mode 1	Pass	QP	157.652k	35.18	65.58	-30.40	Neutral	-
Mode 1	Pass	AV	157.652k	18.87	55.58	-36.71	Neutral	-
Mode 1	Pass	QP	179.422k	31.96	64.51	-32.55	Neutral	-
Mode 1	Pass	AV	179.422k	17.24	54.51	-37.27	Neutral	-
Mode 1	Pass	QP	232.398k	24.30	62.37	-38.07	Neutral	-
Mode 1	Pass	AV	232.398k	13.10	52.37	-39.27	Neutral	-
Mode 1	Pass	QP	557.844k	23.63	56.00	-32.37	Neutral	-
Mode 1	Pass	AV	557.844k	13.77	46.00	-32.23	Neutral	-
Mode 1	Pass	QP	2.385M	18.55	56.00	-37.45	Neutral	-
Mode 1	Pass	AV	2.385M	11.78	46.00	-34.22	Neutral	-
Mode 1	Pass	QP	15.952M	22.16	60.00	-37.84	Neutral	-
Mode 1	Pass	AV	15.952M	16.19	50.00	-33.81	Neutral	-

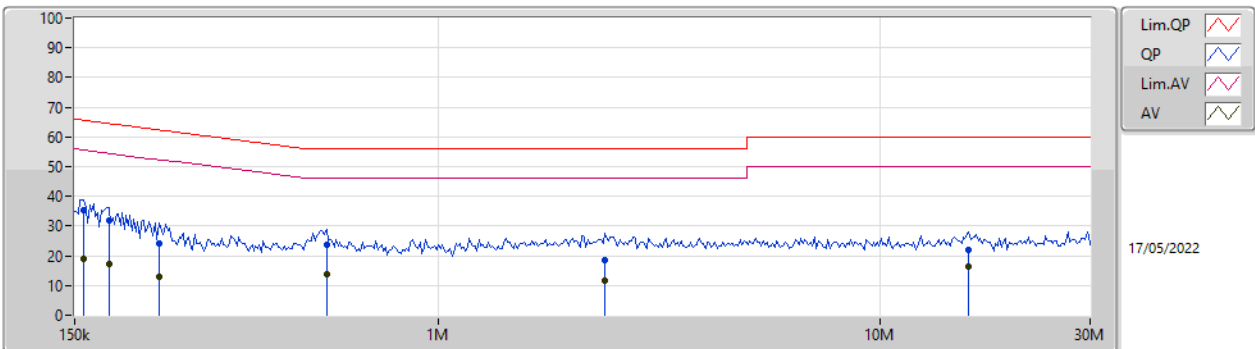


### Conducted Emissions at Powerline\_Mode 1



Type	Freq (Hz)	Level (dBuV)	Limit (dBuV)	Margin (dB)	Factor (dB)	Condition	Comment	Raw (dBuV)	LISN (dB)	CL (dB)	AT (dB)				
QP	156.091k	35.85	65.67	-29.82	19.63	Line	-	16.22	9.69	0.03	9.91				
AV	156.091k	18.40	55.67	-37.27	19.63	Line	-	-1.23	9.69	0.03	9.91				
QP	186.707k	31.27	64.18	-32.91	19.63	Line	-	11.64	9.69	0.03	9.91				
AV	186.707k	18.21	54.18	-35.97	19.63	Line	-	-1.42	9.69	0.03	9.91				
QP	259.279k	20.85	61.45	-40.60	19.63	Line	-	1.22	9.69	0.03	9.91				
AV	259.279k	11.75	51.45	-39.70	19.63	Line	-	-7.88	9.69	0.03	9.91				
QP	546.852k	24.19	56.00	-31.81	19.63	Line	-	4.56	9.68	0.04	9.91				
AV	546.852k	15.04	46.00	-30.96	19.63	Line	-	-4.59	9.68	0.04	9.91				
QP	2.18M	19.17	56.00	-36.83	19.71	Line	-	-0.54	9.70	0.09	9.92				
AV	2.18M	12.22	46.00	-33.78	19.71	Line	-	-7.49	9.70	0.09	9.92				
QP	19.272M	19.30	60.00	-40.70	19.99	Line	-	-0.69	9.79	0.27	9.93				
AV	19.272M	13.22	50.00	-36.78	19.99	Line	-	-6.77	9.79	0.27	9.93				

### Conducted Emissions at Powerline\_Mode 1



Type	Freq (Hz)	Level (dBuV)	Limit (dBuV)	Margin (dB)	Factor (dB)	Condition	Comment	Raw (dBuV)	LISN (dB)	CL (dB)	AT (dB)				
QP	157.652k	35.18	65.58	-30.40	19.67	Neutral	-	15.51	9.73	0.03	9.91				
AV	157.652k	18.87	55.58	-36.71	19.67	Neutral	-	-0.80	9.73	0.03	9.91				
QP	179.422k	31.96	64.51	-32.55	19.66	Neutral	-	12.30	9.72	0.03	9.91				
AV	179.422k	17.24	54.51	-37.27	19.66	Neutral	-	-2.42	9.72	0.03	9.91				
QP	232.398k	24.30	62.37	-38.07	19.66	Neutral	-	4.64	9.72	0.03	9.91				
AV	232.398k	13.10	52.37	-39.27	19.66	Neutral	-	-6.56	9.72	0.03	9.91				
QP	557.844k	23.63	56.00	-32.37	19.67	Neutral	-	3.96	9.72	0.04	9.91				
AV	557.844k	13.77	46.00	-32.23	19.67	Neutral	-	-5.90	9.72	0.04	9.91				
QP	2.385M	18.55	56.00	-37.45	19.76	Neutral	-	-1.21	9.75	0.09	9.92				
AV	2.385M	11.78	46.00	-34.22	19.76	Neutral	-	-7.98	9.75	0.09	9.92				
QP	15.952M	22.16	60.00	-37.84	20.14	Neutral	-	2.02	9.96	0.25	9.93				
AV	15.952M	16.19	50.00	-33.81	20.14	Neutral	-	-3.95	9.96	0.25	9.93				

**Summary**

Mode	Max-N dB (Hz)	Max-OBW (Hz)	ITU-Code	Min-N dB (Hz)	Min-OBW (Hz)
5.15-5.25GHz	-	-	-	-	-
802.11a_Nss1,(6Mbps)_2TX	20.34M	16.762M	16M8D1D	20.07M	16.582M
802.11ax HEW20_Nss1,(MCS0)_2TX	30.27M	19.1M	19M1D1D	19.98M	18.861M
802.11ax HEW40_Nss1,(MCS0)_2TX	39.6M	37.781M	37M8D1D	39.48M	37.541M
802.11ax HEW80_Nss1,(MCS0)_2TX	80.16M	76.882M	76M9D1D	80.16M	76.762M
5.725-5.85GHz	-	-	-	-	-
802.11a_Nss1,(6Mbps)_2TX	16.29M	18.381M	18M4D1D	15.27M	16.582M
802.11ax HEW20_Nss1,(MCS0)_2TX	18.9M	19.4M	19M4D1D	18.42M	19.07M
802.11ax HEW40_Nss1,(MCS0)_2TX	35.1M	38.501M	38M5D1D	35.04M	37.841M
802.11ax HEW80_Nss1,(MCS0)_2TX	75M	77.241M	77M2D1D	73.92M	77.121M

Max-N dB = Maximum 6dB down bandwidth for 5.725-5.85GHz band / Maximum 26dB down bandwidth for other band;  
 Max-OBW = Maximum 99% occupied bandwidth;  
 Min-N dB = Minimum 6dB down bandwidth for 5.725-5.85GHz band / Maximum 26dB down bandwidth for other band;  
 Min-OBW = Minimum 99% occupied bandwidth

**Result**

Mode	Result	Limit (Hz)	Port 1-N dB (Hz)	Port 1-OBW (Hz)	Port 2-N dB (Hz)	Port 2-OBW (Hz)
802.11a_Nss1,(6Mbps)_2TX	-	-	-	-	-	-
5180MHz	Pass	Inf	20.22M	16.762M	20.16M	16.582M
5200MHz	Pass	Inf	20.16M	16.732M	20.07M	16.582M
5240MHz	Pass	Inf	20.34M	16.762M	20.1M	16.582M
5745MHz	Pass	500k	15.42M	17.091M	15.9M	17.481M
5785MHz	Pass	500k	15.51M	17.691M	16.26M	18.381M
5825MHz	Pass	500k	15.27M	16.762M	16.29M	16.582M
802.11ax HEW20_Nss1,(MCS0)_2TX	-	-	-	-	-	-
5180MHz	Pass	Inf	25.92M	19.07M	28.38M	19.07M
5200MHz	Pass	Inf	30.27M	19.1M	25.32M	19.1M
5240MHz	Pass	Inf	19.98M	18.861M	19.98M	18.861M
5745MHz	Pass	500k	18.9M	19.22M	18.84M	19.4M
5785MHz	Pass	500k	18.78M	19.13M	18.84M	19.13M
5825MHz	Pass	500k	18.42M	19.07M	18.81M	19.1M
802.11ax HEW40_Nss1,(MCS0)_2TX	-	-	-	-	-	-
5190MHz	Pass	Inf	39.48M	37.541M	39.54M	37.661M
5230MHz	Pass	Inf	39.6M	37.781M	39.6M	37.781M
5755MHz	Pass	500k	35.04M	38.021M	35.04M	38.501M
5795MHz	Pass	500k	35.04M	37.841M	35.1M	37.901M
802.11ax HEW80_Nss1,(MCS0)_2TX	-	-	-	-	-	-
5210MHz	Pass	Inf	80.16M	76.762M	80.16M	76.882M
5775MHz	Pass	500k	73.92M	77.121M	75M	77.241M

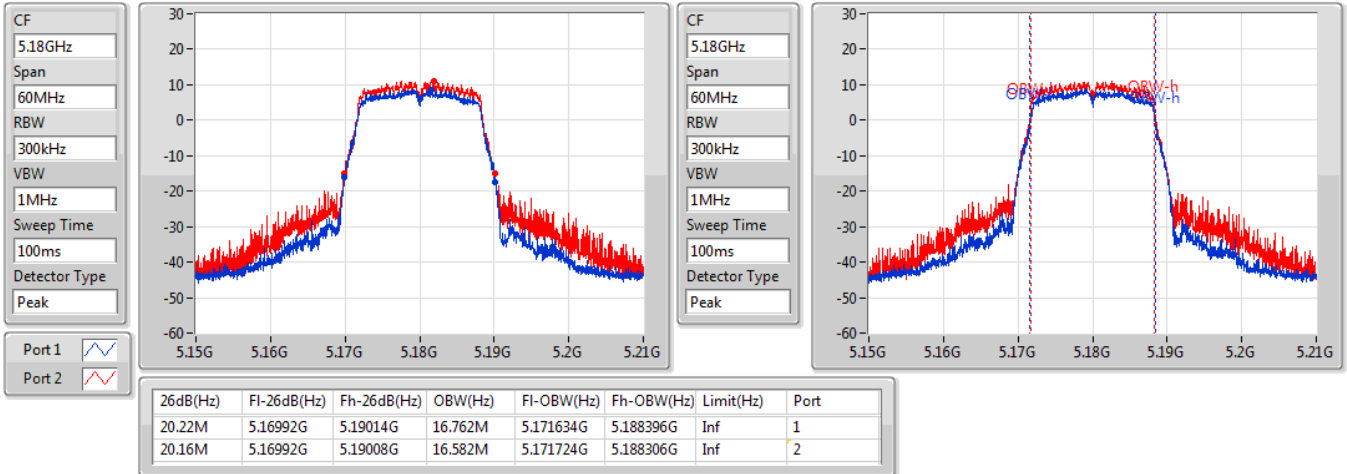
Port X-N dB = Port X 6dB down bandwidth for 5.725-5.85GHz band / 26dB down bandwidth for other band  
Port X-OBW = Port X 99% occupied bandwidth

## 802.11a\_Nss1,(6Mbps)\_2TX

EBW

5180MHz

10/05/2022

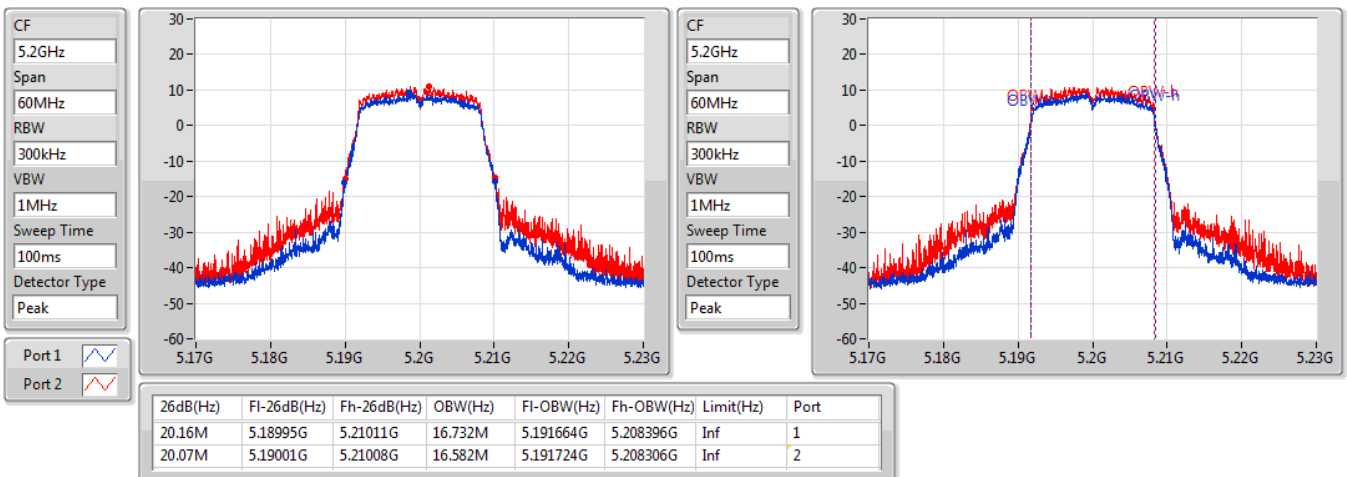


## 802.11a\_Nss1,(6Mbps)\_2TX

EBW

5200MHz

11/05/2022

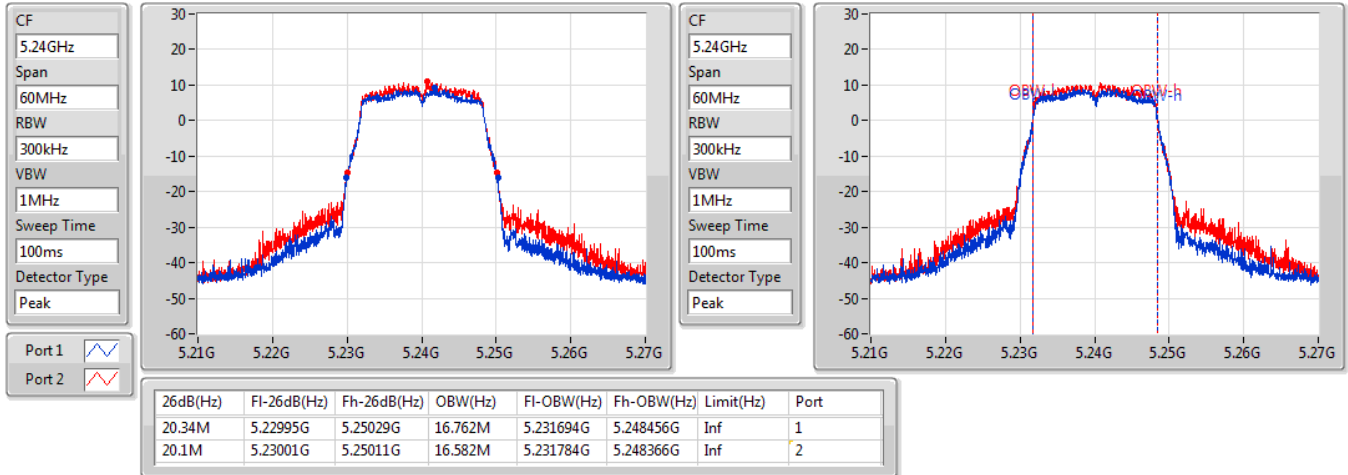


## 802.11a\_Nss1,(6Mbps)\_2TX

EBW

5240MHz

11/05/2022

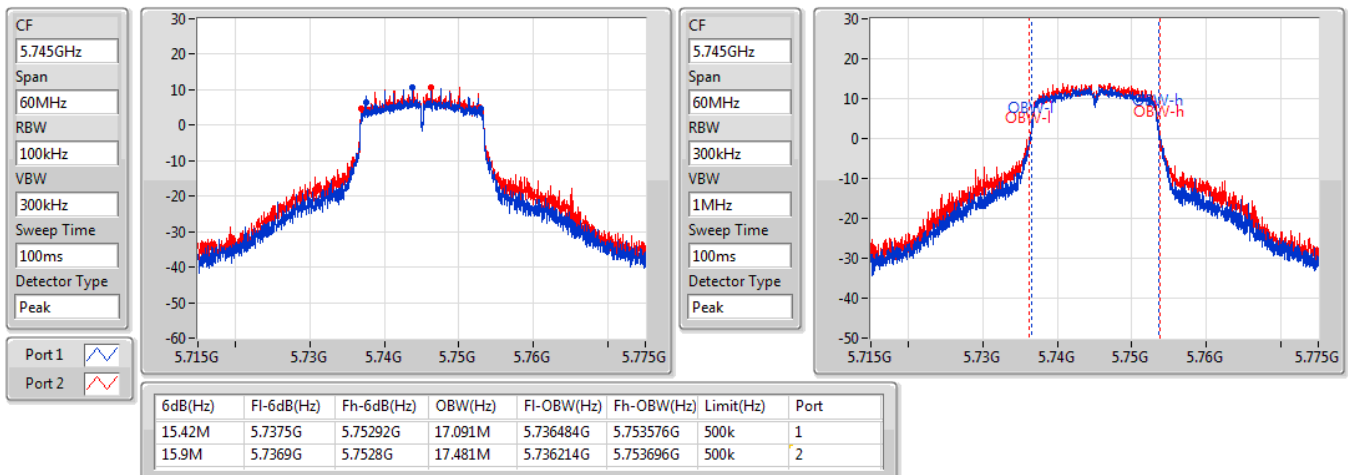


## 802.11a\_Nss1,(6Mbps)\_2TX

EBW

5745MHz

11/05/2022

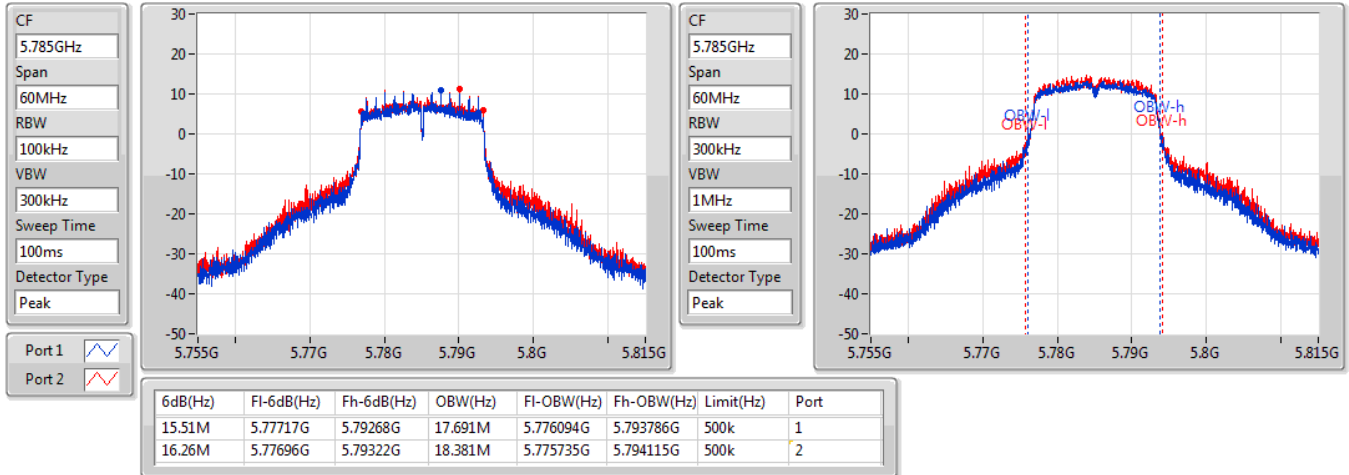


## 802.11a\_Nss1,(6Mbps)\_2TX

EBW

5785MHz

11/05/2022

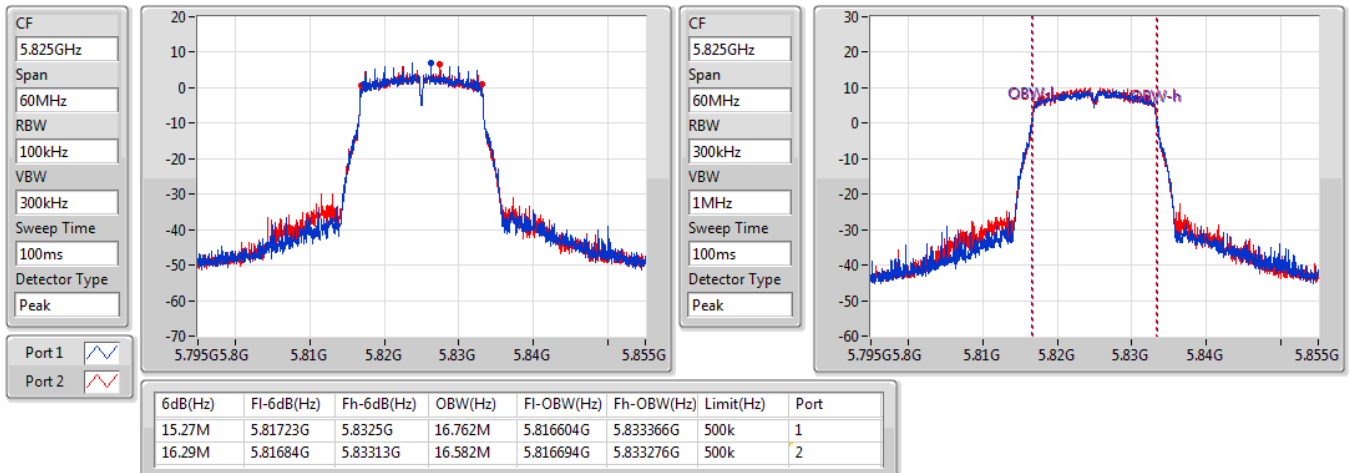


## 802.11a\_Nss1,(6Mbps)\_2TX

EBW

5825MHz

11/05/2022

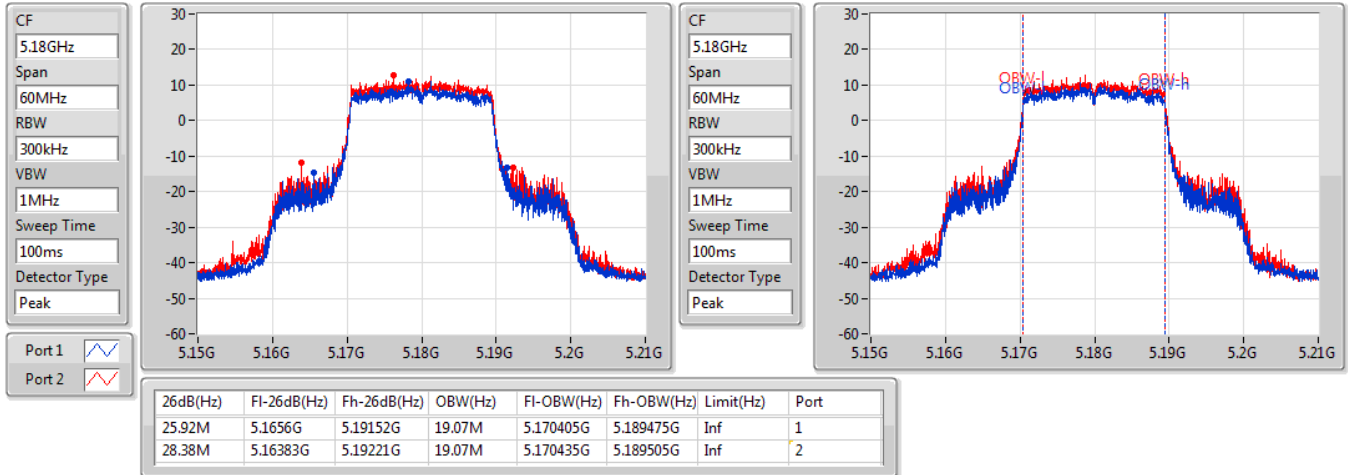


## 802.11ax HEW20\_Nss1,(MCS0)\_2TX

EBW

5180MHz

11/05/2022

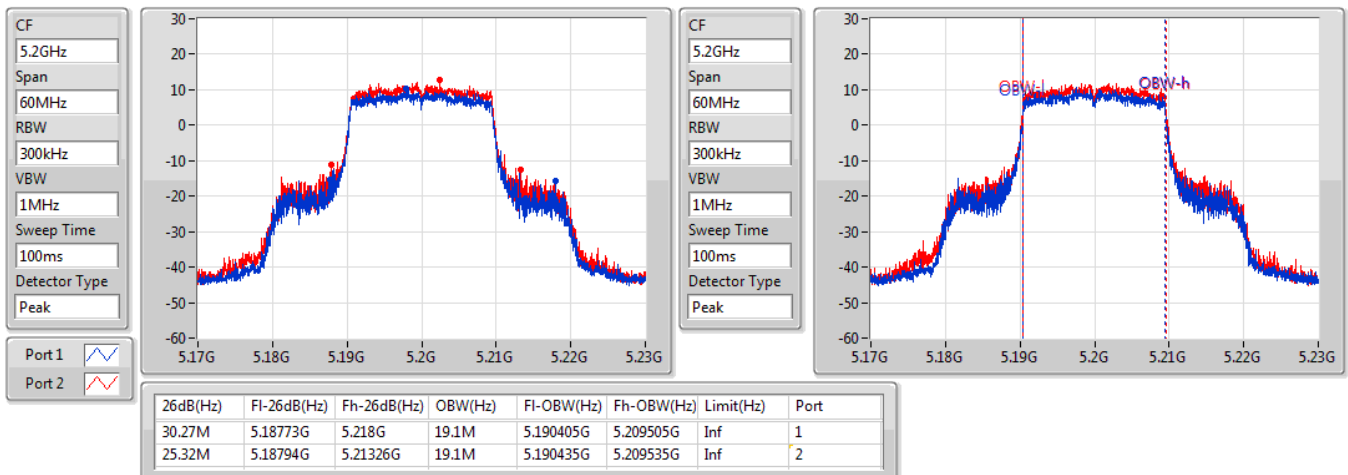


## 802.11ax HEW20\_Nss1,(MCS0)\_2TX

EBW

5200MHz

11/05/2022

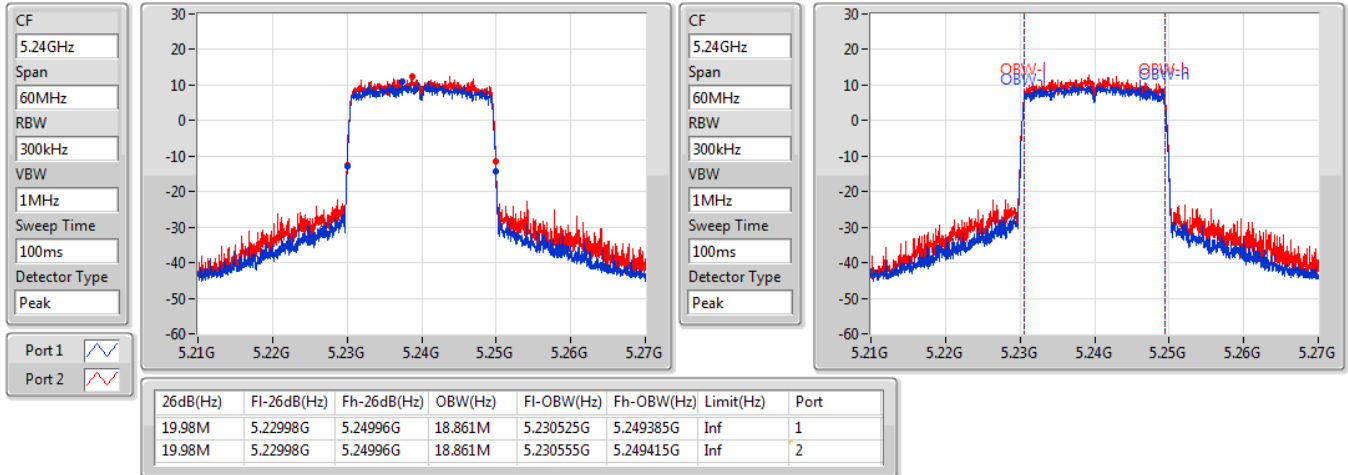


## 802.11ax HEW20\_Nss1,(MCS0)\_2TX

EBW

5240MHz

11/05/2022

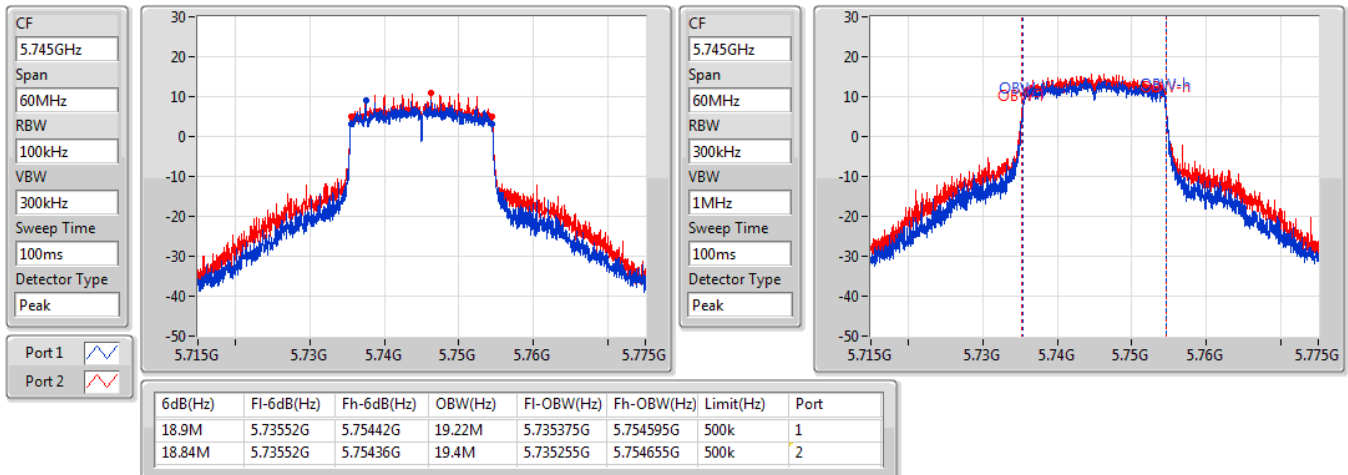


## 802.11ax HEW20\_Nss1,(MCS0)\_2TX

EBW

5745MHz

11/05/2022



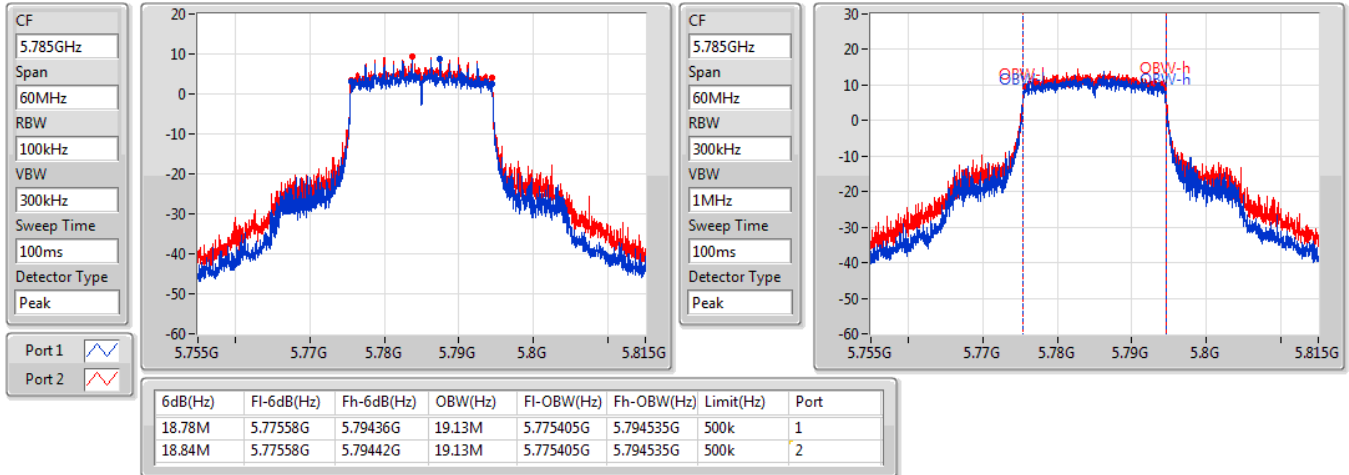


## 802.11ax HEW20\_Nss1,(MCS0)\_2TX

EBW

5785MHz

11/05/2022

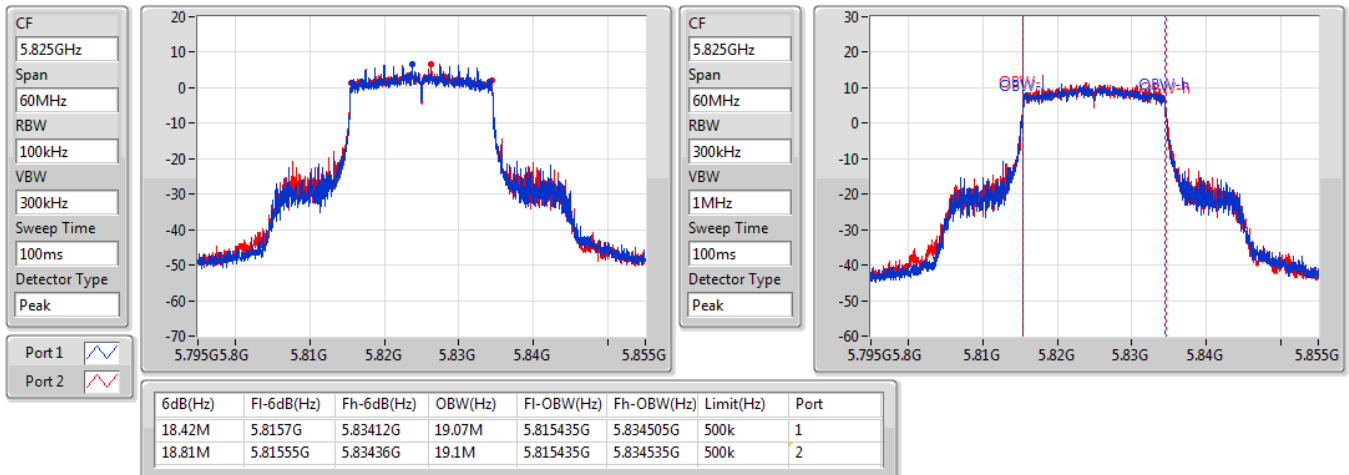


## 802.11ax HEW20\_Nss1,(MCS0)\_2TX

EBW

5825MHz

11/05/2022

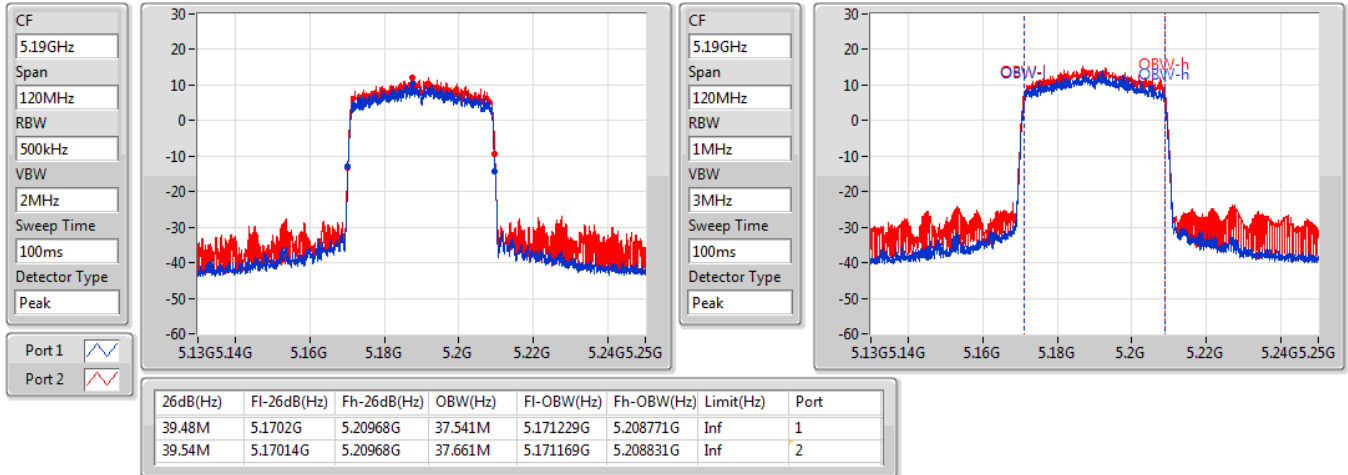


## 802.11ax HEW40\_Nss1,(MCS0)\_2TX

EBW

5190MHz

11/05/2022

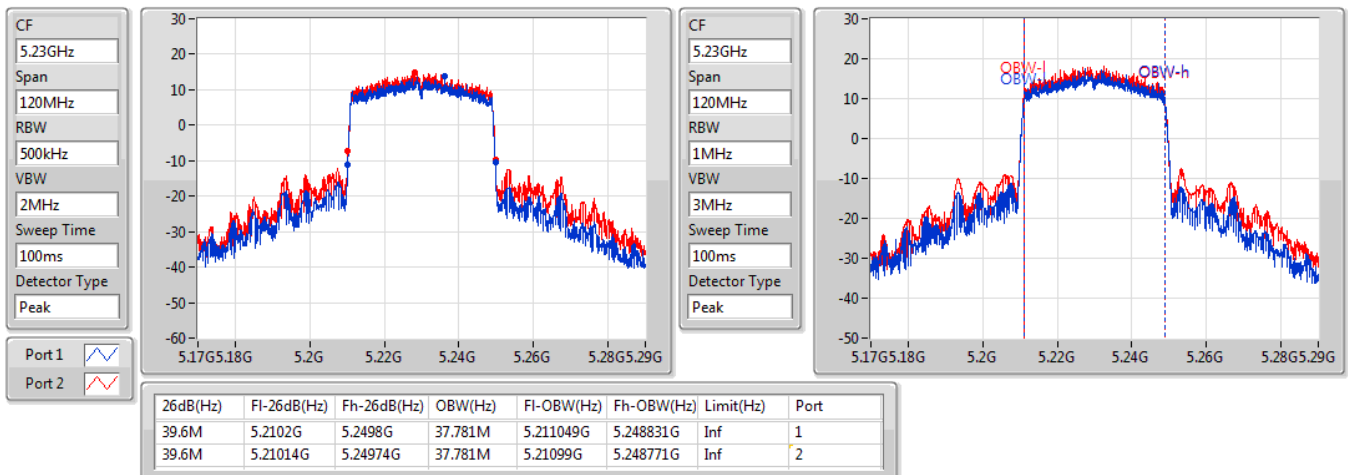


## 802.11ax HEW40\_Nss1,(MCS0)\_2TX

EBW

5230MHz

11/05/2022

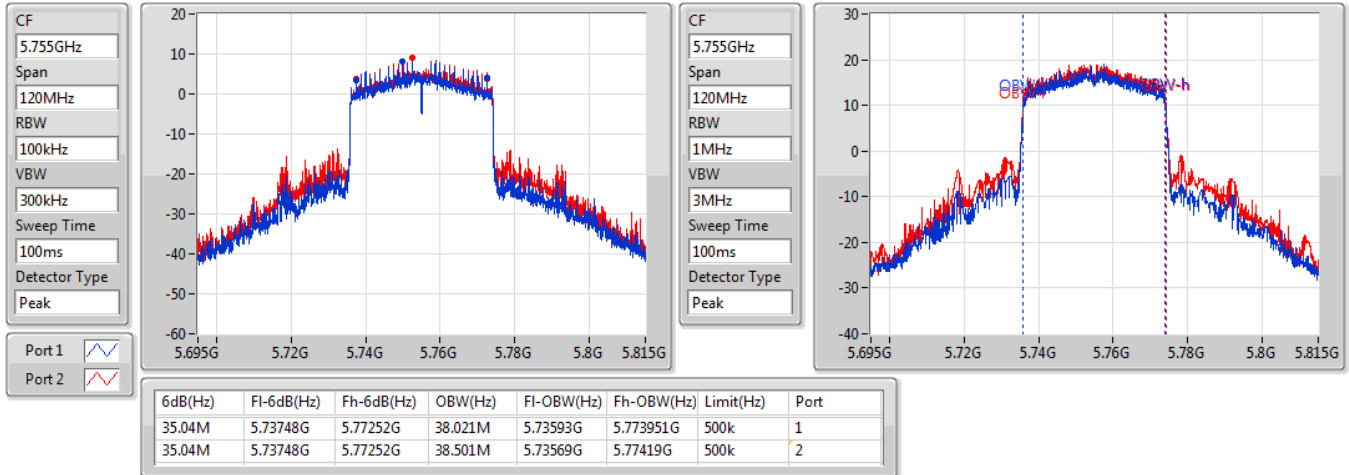


## 802.11ax HEW40\_Nss1,(MCS0)\_2TX

EBW

5755MHz

11/05/2022

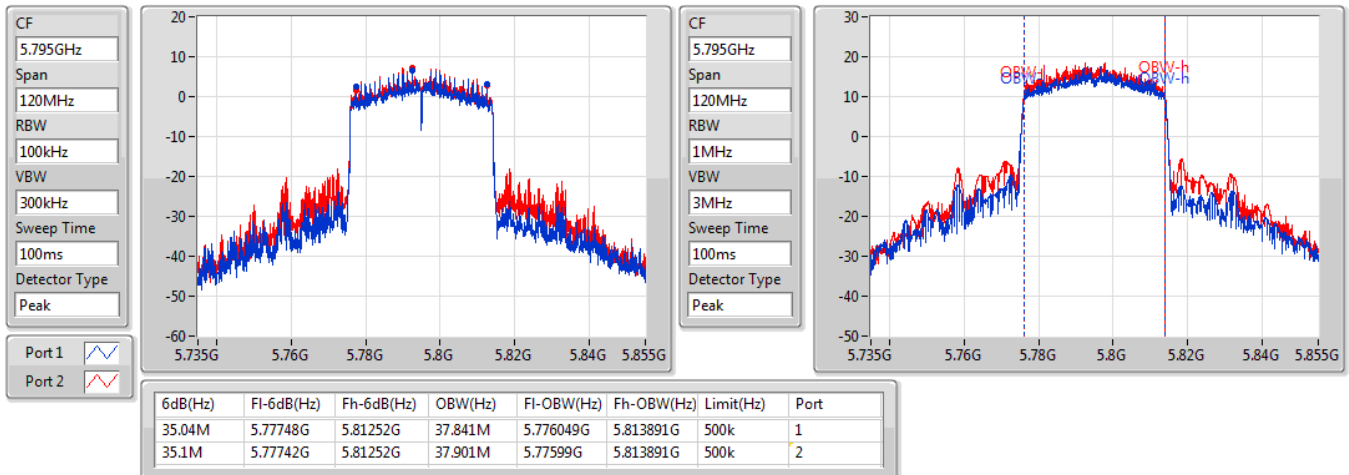


## 802.11ax HEW40\_Nss1,(MCS0)\_2TX

EBW

5795MHz

11/05/2022

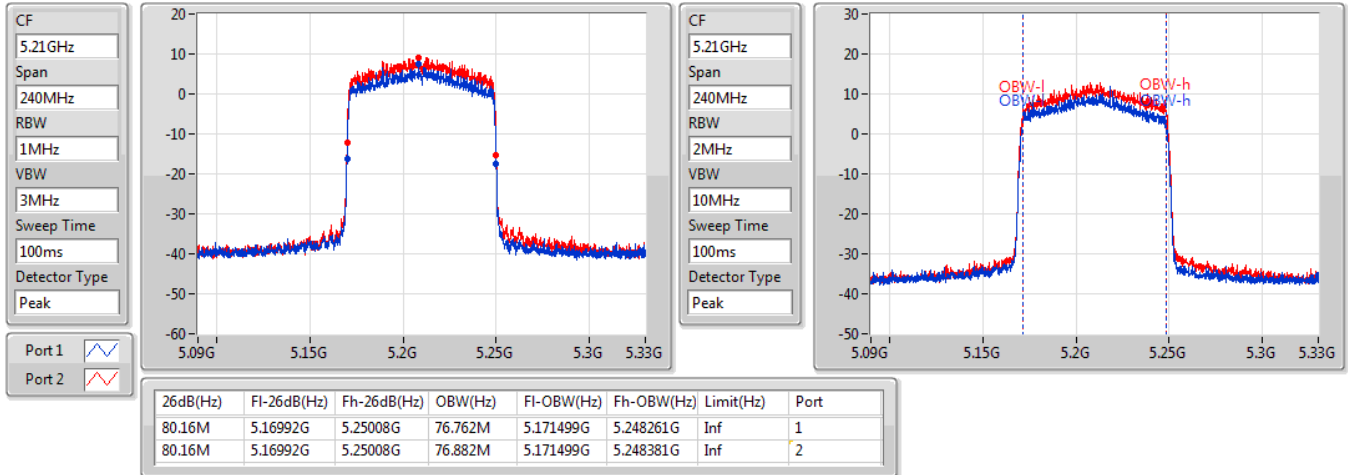


## 802.11ax HEW80\_Nss1,(MCS0)\_2TX

EBW

5210MHz

11/05/2022

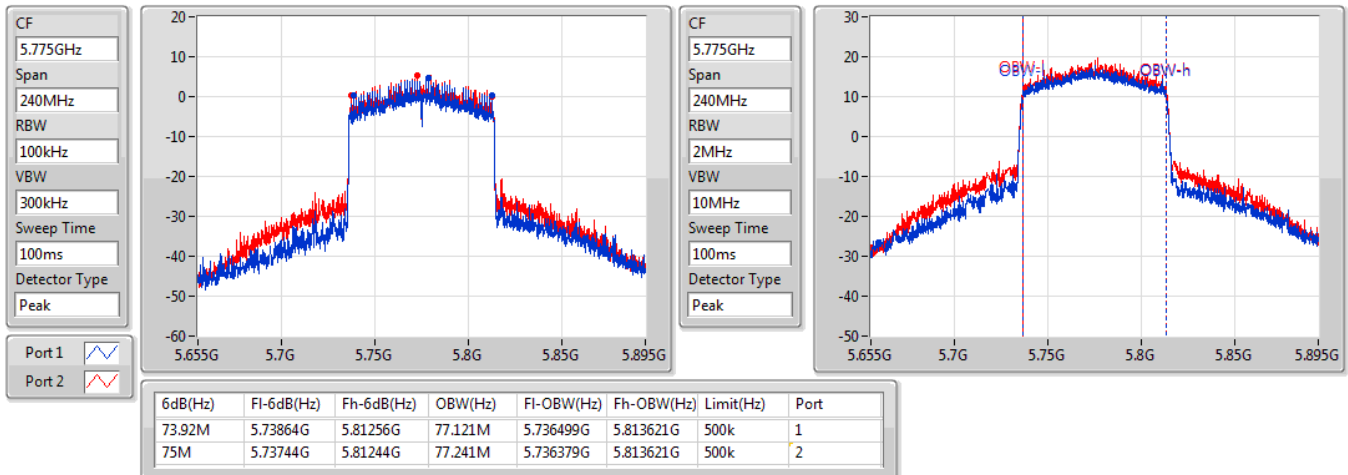


## 802.11ax HEW80\_Nss1,(MCS0)\_2TX

EBW

5775MHz

11/05/2022



## Summary

Mode	Total Power (dBm)	Total Power (W)	EIRP (dBm)	EIRP (W)
5.15-5.25GHz	-	-	-	-
802.11a_Nss1,(6Mbps)_2TX	20.57	0.11402	25.77	0.37757
802.11ax HEW20_Nss1,(MCS0)_2TX	21.02	0.12647	26.22	0.41879
802.11ax HEW40_Nss1,(MCS0)_2TX	23.10	0.20417	28.30	0.67608
802.11ax HEW80_Nss1,(MCS0)_2TX	16.10	0.04074	21.30	0.13490
5.725-5.85GHz	-	-	-	-
802.11a_Nss1,(6Mbps)_2TX	24.84	0.30479	30.04	1.00925
802.11ax HEW20_Nss1,(MCS0)_2TX	24.25	0.26607	29.45	0.88105
802.11ax HEW40_Nss1,(MCS0)_2TX	24.69	0.29444	29.89	0.97499
802.11ax HEW80_Nss1,(MCS0)_2TX	23.53	0.22542	28.73	0.74645



## Average Power\_Non-Beamforming

## Appendix C.1

### Result

Mode	Result	DG (dBi)	Port 1 (dBm)	Port 2 (dBm)	Total Power (dBm)	Power Limit (dBm)	EIRP (dBm)	EIRP Limit (dBm)
802.11a_Nss1,(6Mbps)_2TX	-	-	-	-	-	-	-	-
5180MHz	Pass	5.20	16.56	18.08	20.40	23.98	25.60	30.00
5200MHz	Pass	5.20	16.70	17.96	20.39	23.98	25.59	30.00
5240MHz	Pass	5.20	17.08	17.99	20.57	23.98	25.77	30.00
5745MHz	Pass	5.20	20.95	21.58	24.29	30.00	29.49	36.00
5785MHz	Pass	5.20	21.58	22.06	24.84	30.00	30.04	36.00
5825MHz	Pass	5.20	17.49	17.70	20.61	30.00	25.81	36.00
802.11ax HEW20_Nss1,(MCS0)_2TX	-	-	-	-	-	-	-	-
5180MHz	Pass	5.20	16.82	18.74	20.90	23.98	26.10	30.00
5200MHz	Pass	5.20	17.02	18.82	21.02	23.98	26.22	30.00
5240MHz	Pass	5.20	17.37	18.54	21.00	23.98	26.20	30.00
5745MHz	Pass	5.20	21.06	21.42	24.25	30.00	29.45	36.00
5785MHz	Pass	5.20	19.57	20.71	23.19	30.00	28.39	36.00
5825MHz	Pass	5.20	17.79	18.32	21.07	30.00	26.27	36.00
802.11ax HEW40_Nss1,(MCS0)_2TX	-	-	-	-	-	-	-	-
5190MHz	Pass	5.20	16.09	17.80	20.04	23.98	25.24	30.00
5230MHz	Pass	5.20	19.52	20.60	23.10	23.98	28.30	30.00
5755MHz	Pass	5.20	21.19	22.12	24.69	30.00	29.89	36.00
5795MHz	Pass	5.20	19.55	20.76	23.21	30.00	28.41	36.00
802.11ax HEW80_Nss1,(MCS0)_2TX	-	-	-	-	-	-	-	-
5210MHz	Pass	5.20	11.89	14.03	16.10	23.98	21.30	30.00
5775MHz	Pass	5.20	19.83	21.12	23.53	30.00	28.73	36.00

DG = Directional Gain; Port X = Port X output power

**Summary**

Mode	Total Power (dBm)	Total Power (W)	EIRP (dBm)	EIRP (W)
5.15-5.25GHz	-	-	-	-
802.11ax HEW20-BF_Nss1,(MCS0)_2TX	20.72	0.11803	28.93	0.78163
802.11ax HEW40-BF_Nss1,(MCS0)_2TX	21.20	0.13183	29.41	0.87297
802.11ax HEW80-BF_Nss1,(MCS0)_2TX	15.80	0.03802	24.01	0.25177
5.725-5.85GHz	-	-	-	-
802.11ax HEW20-BF_Nss1,(MCS0)_2TX	23.95	0.24831	32.16	1.64437
802.11ax HEW40-BF_Nss1,(MCS0)_2TX	24.39	0.27479	32.60	1.81970
802.11ax HEW80-BF_Nss1,(MCS0)_2TX	23.23	0.21038	31.44	1.39316



## Result

Mode	Result	DG (dBi)	Port 1 (dBm)	Port 2 (dBm)	Total Power (dBm)	Power Limit (dBm)	EIRP (dBm)	EIRP Limit (dBm)
802.11ax HEW20-BF_Nss1,(MCS0)_2TX	-	-	-	-	-	-	-	-
5180MHz	Pass	8.21	16.52	18.44	20.60	21.77	28.81	30.00
5200MHz	Pass	8.21	16.72	18.52	20.72	21.77	28.93	30.00
5240MHz	Pass	8.21	17.07	18.24	20.70	21.77	28.91	30.00
5745MHz	Pass	8.21	20.76	21.12	23.95	27.79	32.16	36.00
5785MHz	Pass	8.21	19.27	20.41	22.89	27.79	31.10	36.00
5825MHz	Pass	8.21	17.49	18.02	20.77	27.79	28.98	36.00
802.11ax HEW40-BF_Nss1,(MCS0)_2TX	-	-	-	-	-	-	-	-
5190MHz	Pass	8.21	15.79	17.5	19.74	21.77	27.95	30.00
5230MHz	Pass	8.21	17.62	18.7	21.20	21.77	29.41	30.00
5755MHz	Pass	8.21	20.89	21.82	24.39	27.79	32.60	36.00
5795MHz	Pass	8.21	19.25	20.46	22.91	27.79	31.12	36.00
802.11ax HEW80-BF_Nss1,(MCS0)_2TX	-	-	-	-	-	-	-	-
5210MHz	Pass	8.21	11.59	13.73	15.80	21.77	24.01	30.00
5775MHz	Pass	8.21	19.53	20.82	23.23	27.79	31.44	36.00

DG = Directional Gain; Port X = Port X output power



**Summary**

Mode	PD (dBm/RBW)	EIRP PD (dBm/RBW)
5.15-5.25GHz	-	-
802.11a_Nss1,(6Mbps)_2TX	8.66	16.87
802.11ax HEW20_Nss1,(MCS0)_2TX	8.71	16.92
802.11ax HEW40_Nss1,(MCS0)_2TX	8.56	16.77
802.11ax HEW80_Nss1,(MCS0)_2TX	-1.67	6.54
5.725-5.85GHz	-	-
802.11a_Nss1,(6Mbps)_2TX	11.22	19.43
802.11ax HEW20_Nss1,(MCS0)_2TX	10.2	18.41
802.11ax HEW40_Nss1,(MCS0)_2TX	8.5	16.71
802.11ax HEW80_Nss1,(MCS0)_2TX	4.58	12.79

RBW = 500kHz for 5.725-5.85GHz band / 1MHz for other band;

**Result**

Mode	Result	DG (dBi)	Port 1 (dBm/RBW)	Port 2 (dBm/RBW)	PD (dBm/RBW)	PD Limit (dBm/RBW)	EIRP PD (dBm/RBW)	EIRP PD Limit (dBm/RBW)
802.11a_Nss1,(6Mbps)_2TX	-	-	-	-	-	-	-	-
5180MHz	Pass	8.21	4.81	6.50	8.59	8.79	16.80	17.00
5200MHz	Pass	8.21	4.98	6.51	8.66	8.79	16.87	17.00
5240MHz	Pass	8.21	5.06	6.32	8.55	8.79	16.76	17.00
5745MHz	Pass	8.21	7.45	8.11	10.71	27.79	18.92	36.00
5785MHz	Pass	8.21	7.87	8.65	11.22	27.79	19.43	36.00
5825MHz	Pass	8.21	3.94	3.93	6.90	27.79	15.11	36.00
802.11ax HEW20_Nss1,(MCS0)_2TX	-	-	-	-	-	-	-	-
5180MHz	Pass	8.21	4.7	6.55	8.71	8.79	16.92	17.00
5200MHz	Pass	8.21	4.74	6.64	8.62	8.79	16.83	17.00
5240MHz	Pass	8.21	5.11	6.28	8.70	8.79	16.91	17.00
5745MHz	Pass	8.21	7.11	7.51	10.20	27.79	18.41	36.00
5785MHz	Pass	8.21	5.86	6.81	9.33	27.79	17.54	36.00
5825MHz	Pass	8.21	3.87	4.51	7.11	27.79	15.32	36.00
802.11ax HEW40_Nss1,(MCS0)_2TX	-	-	-	-	-	-	-	-
5190MHz	Pass	8.21	1.76	3.34	5.57	8.79	13.78	17.00
5230MHz	Pass	8.21	5.13	6.16	8.56	8.79	16.77	17.00
5755MHz	Pass	8.21	5.19	5.96	8.50	27.79	16.71	36.00
5795MHz	Pass	8.21	3.79	4.74	7.14	27.79	15.35	36.00
802.11ax HEW80_Nss1,(MCS0)_2TX	-	-	-	-	-	-	-	-
5210MHz	Pass	8.21	-5.85	-3.64	-1.67	8.79	6.54	17.00
5775MHz	Pass	8.21	1.08	2.33	4.58	27.79	12.79	36.00

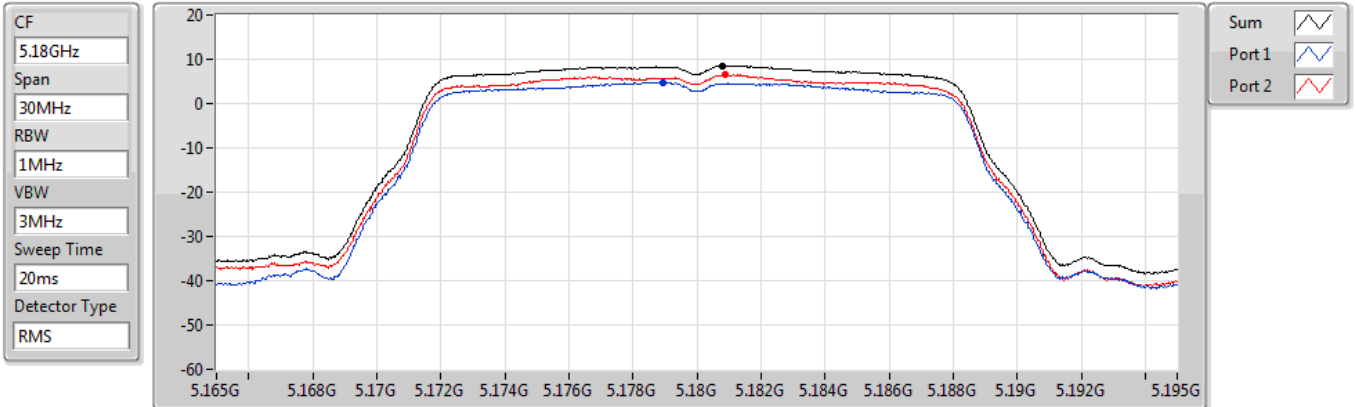
DG = Directional Gain; RBW = 500kHz for 5.725-5.85GHz band / 1MHz for other band;  
PD = trace bin-by-bin of each transmits port summing can be performed maximum power density; Port X = Port X Power Density;

## 802.11a\_Nss1,(6Mbps)\_2TX

## PSD

5180MHz

16/06/2022

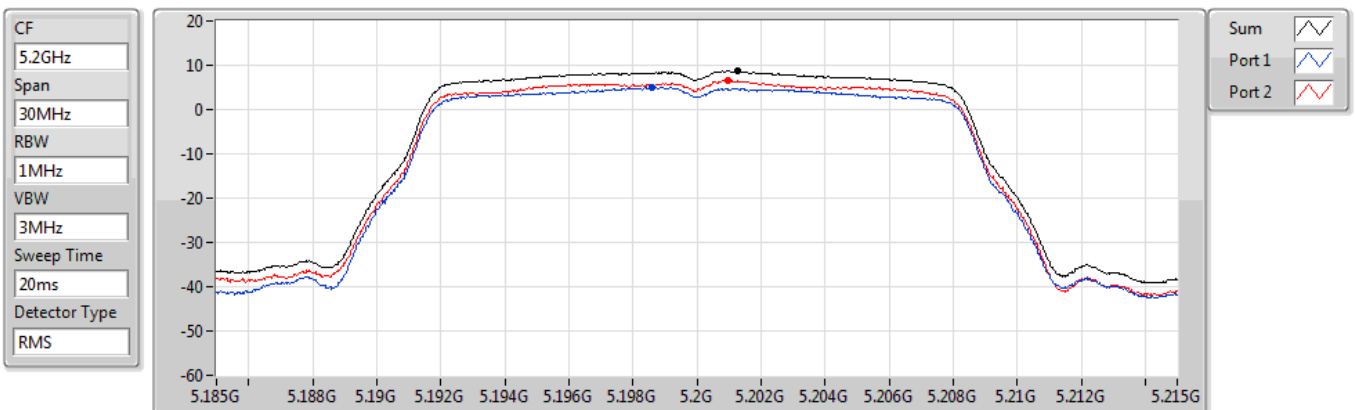


## 802.11a\_Nss1,(6Mbps)\_2TX

## PSD

5200MHz

16/06/2022

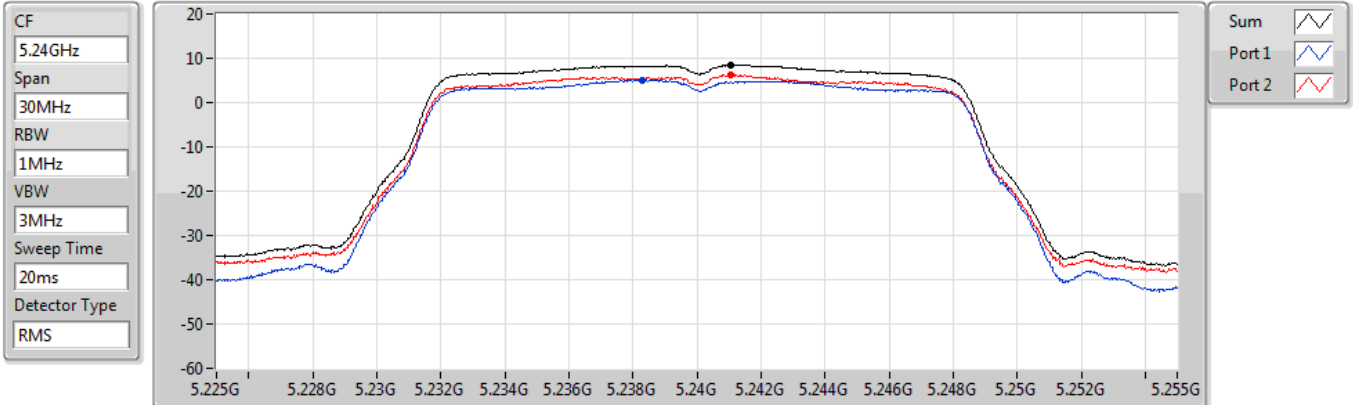


## 802.11a\_Nss1,(6Mbps)\_2TX

## PSD

5240MHz

11/05/2022

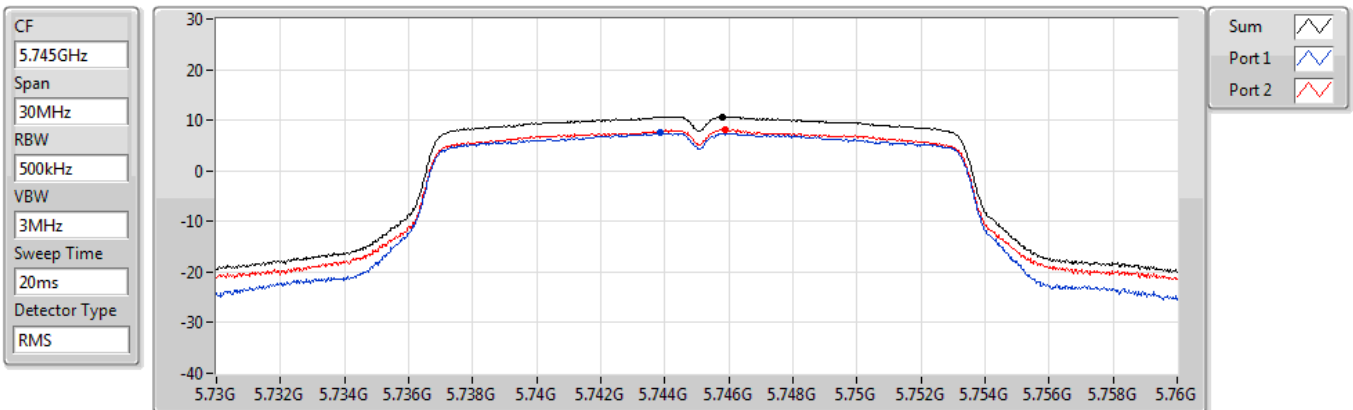


## 802.11a\_Nss1,(6Mbps)\_2TX

## PSD

5745MHz

11/05/2022

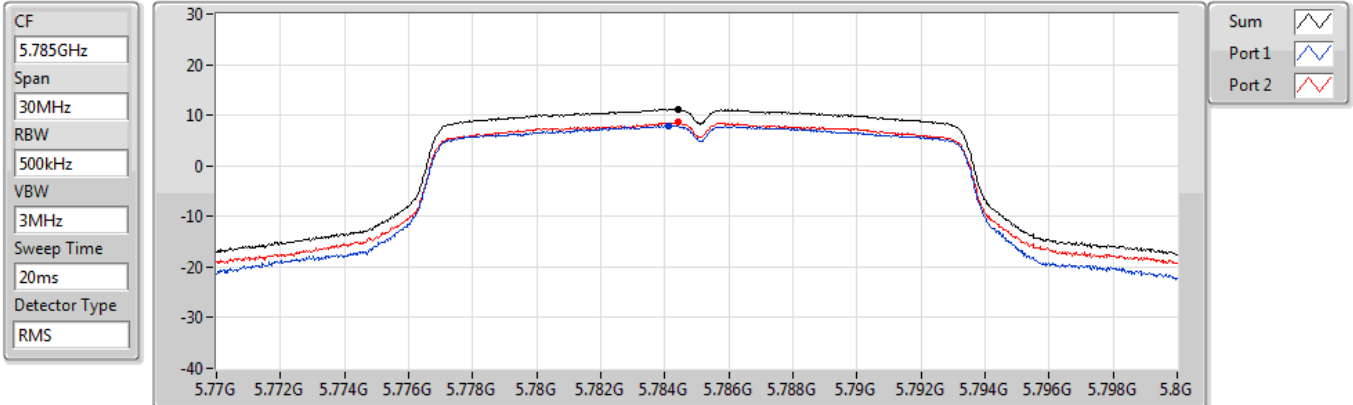


## 802.11a\_Nss1,(6Mbps)\_2TX

## PSD

5785MHz

11/05/2022

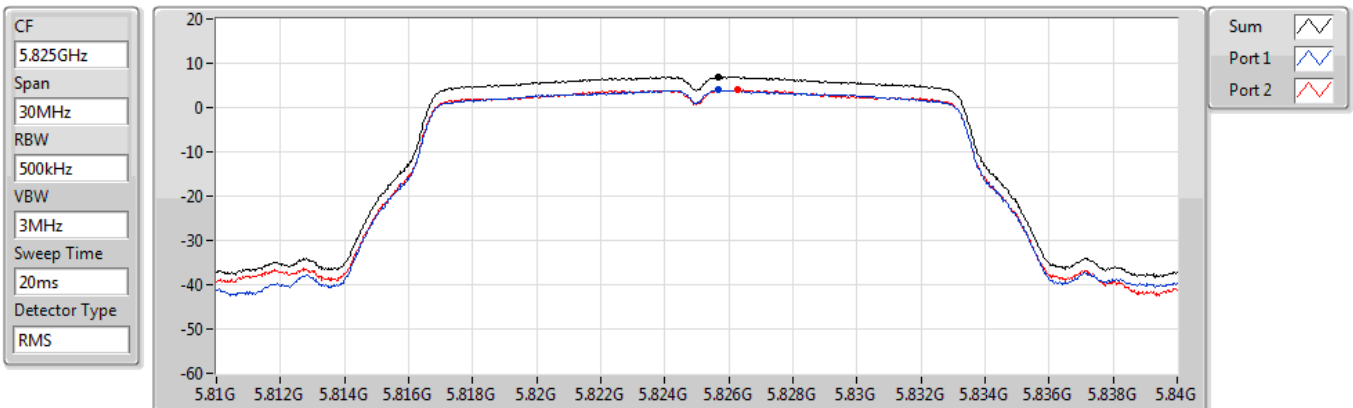


## 802.11a\_Nss1,(6Mbps)\_2TX

## PSD

5825MHz

11/05/2022

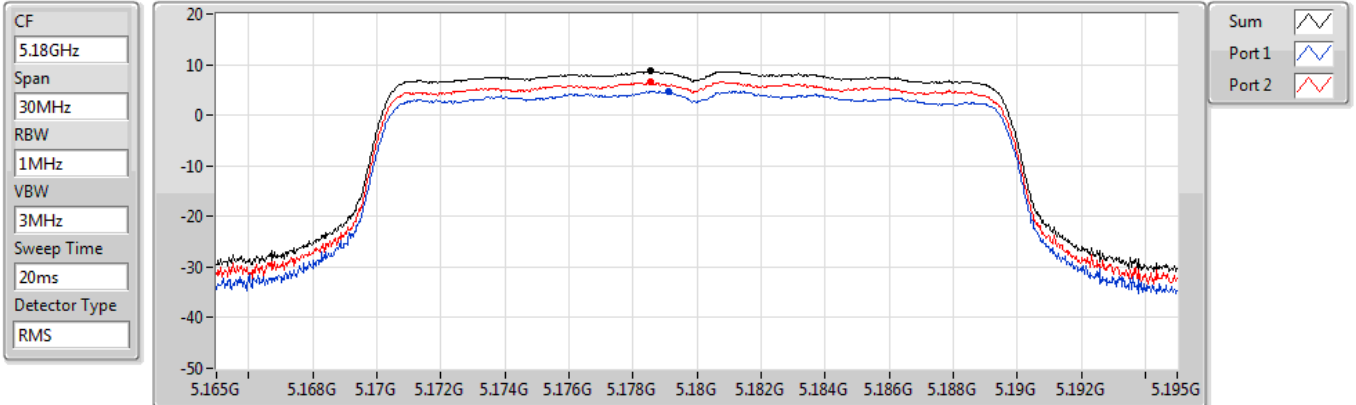


## 802.11ax HEW20\_Nss1,(MCS0)\_2TX

## PSD

5180MHz

11/05/2022

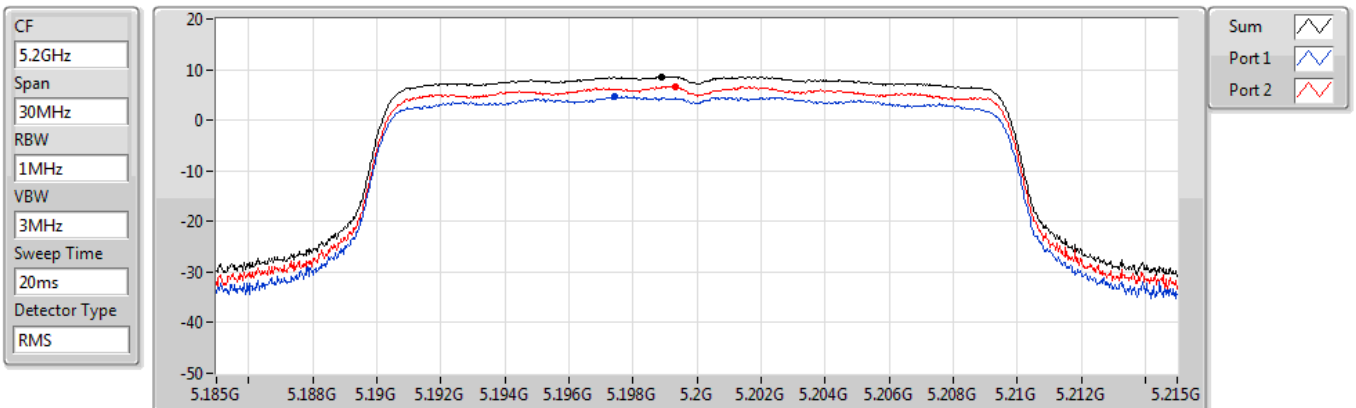


## 802.11ax HEW20\_Nss1,(MCS0)\_2TX

## PSD

5200MHz

11/05/2022

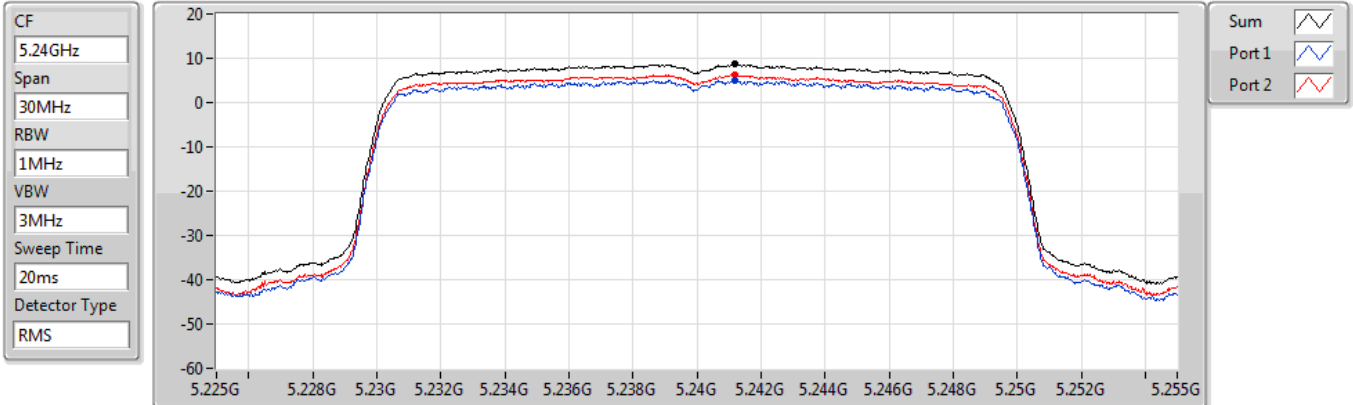


## 802.11ax HEW20\_Nss1,(MCS0)\_2TX

## PSD

5240MHz

16/06/2022



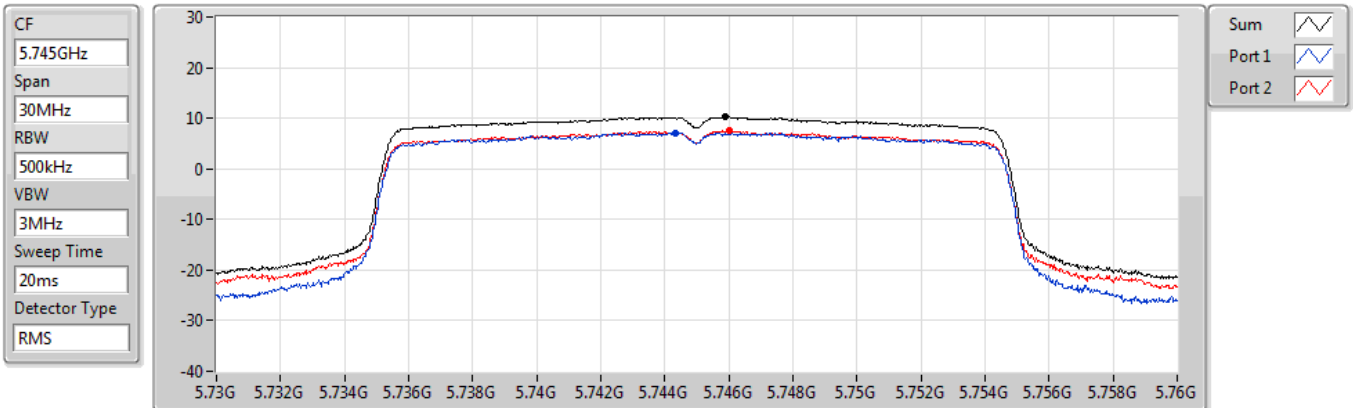
Sum	PD	Port 1	Port 2
(dBm/Hz)	(dBm/Hz)	(dBm/Hz)	(dBm/Hz)
8.70	8.70	5.11	6.28

## 802.11ax HEW20\_Nss1,(MCS0)\_2TX

## PSD

5745MHz

12/05/2022



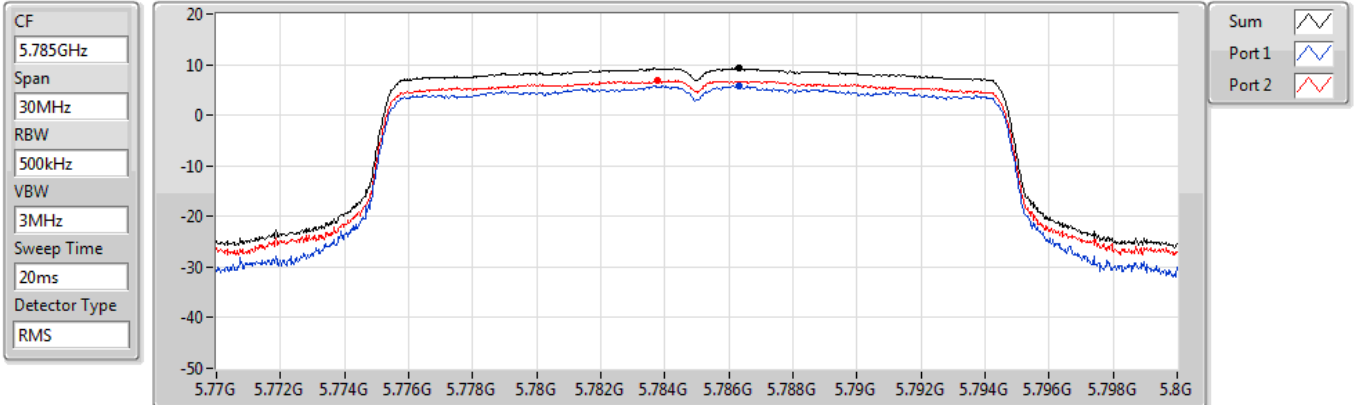
Sum	PD	Port 1	Port 2
(dBm/Hz)	(dBm/Hz)	(dBm/Hz)	(dBm/Hz)
10.20	10.20	7.11	7.51

## 802.11ax HEW20\_Nss1,(MCS0)\_2TX

## PSD

5785MHz

11/05/2022

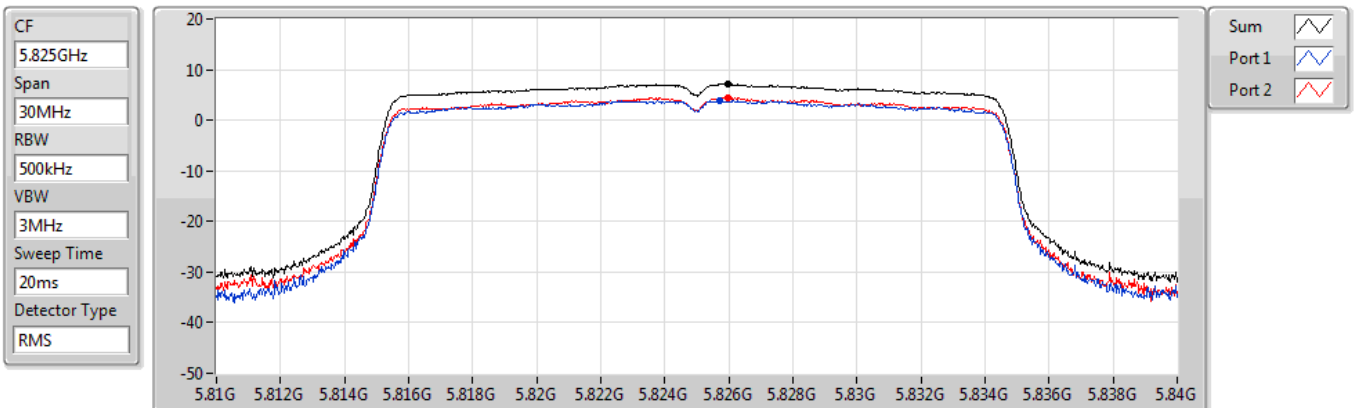


## 802.11ax HEW20\_Nss1,(MCS0)\_2TX

## PSD

5825MHz

11/05/2022



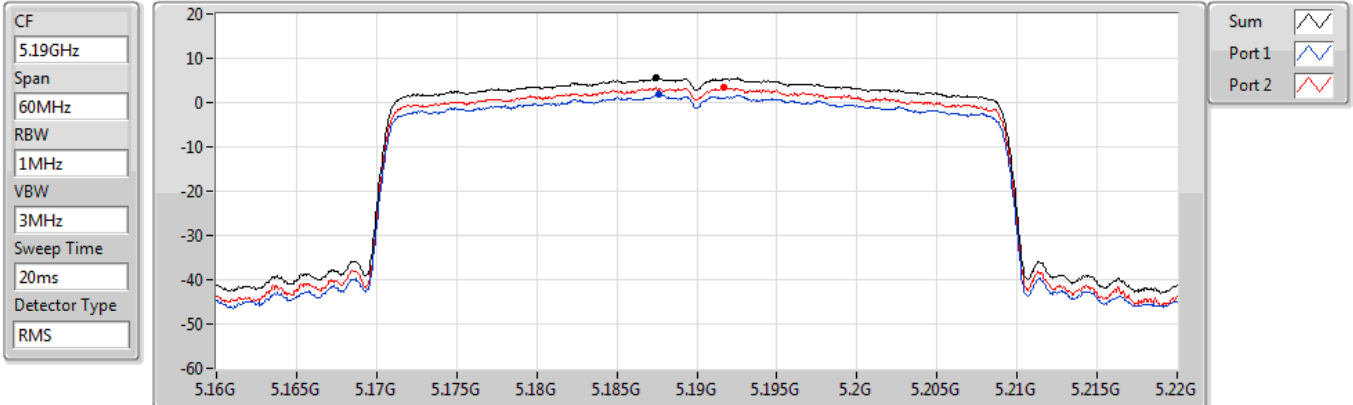


## 802.11ax HEW40\_Nss1,(MCS0)\_2TX

## PSD

5190MHz

11/05/2022

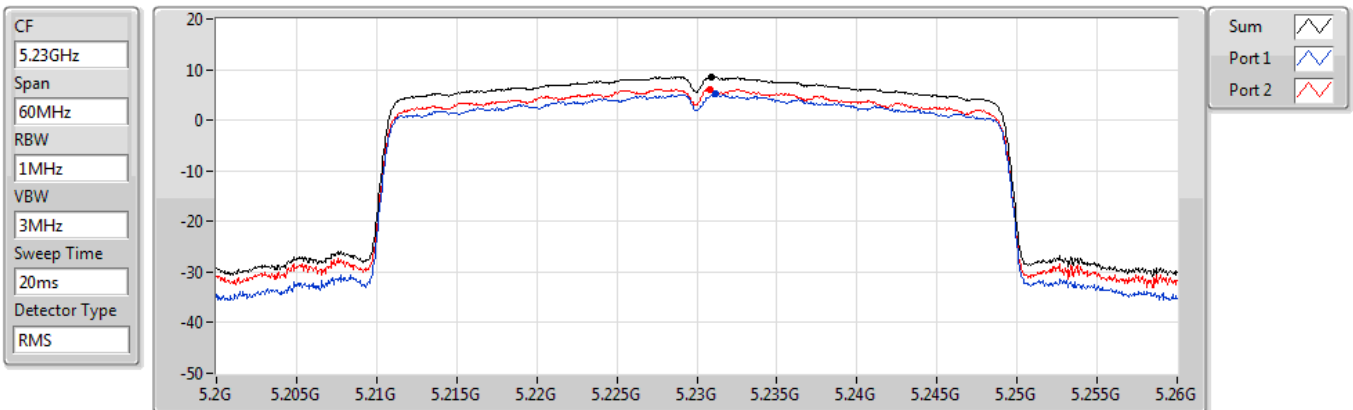


## 802.11ax HEW40\_Nss1,(MCS0)\_2TX

## PSD

5230MHz

11/05/2022



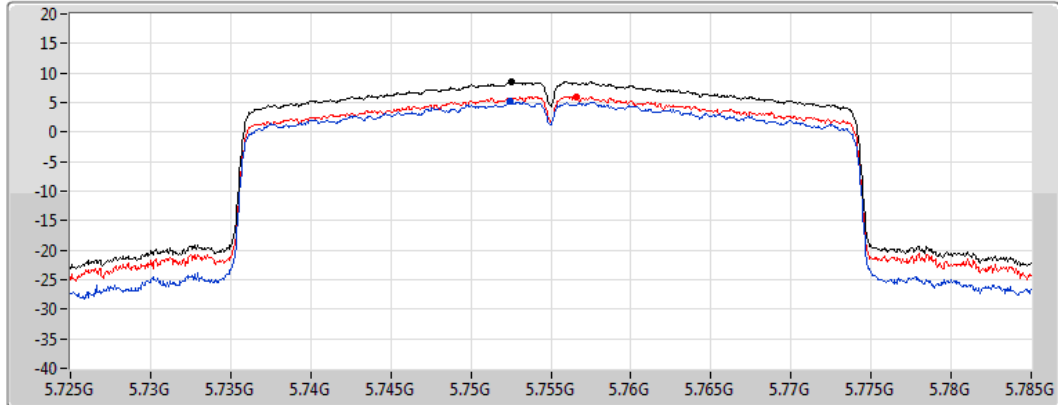
## 802.11ax HEW40\_Nss1,(MCS0)\_2TX

## PSD

5755MHz

11/05/2022

CF  
5.755GHz  
Span  
60MHz  
RBW  
500kHz  
VBW  
3MHz  
Sweep Time  
20ms  
Detector Type  
RMS



Sum ☒  
Port 1 ☒  
Port 2 ☒

Sum	PD	Port 1	Port 2
(dBm/RBW)	(dBm/RBW)	(dBm/RBW)	(dBm/RBW)
8.50	8.50	5.19	5.96

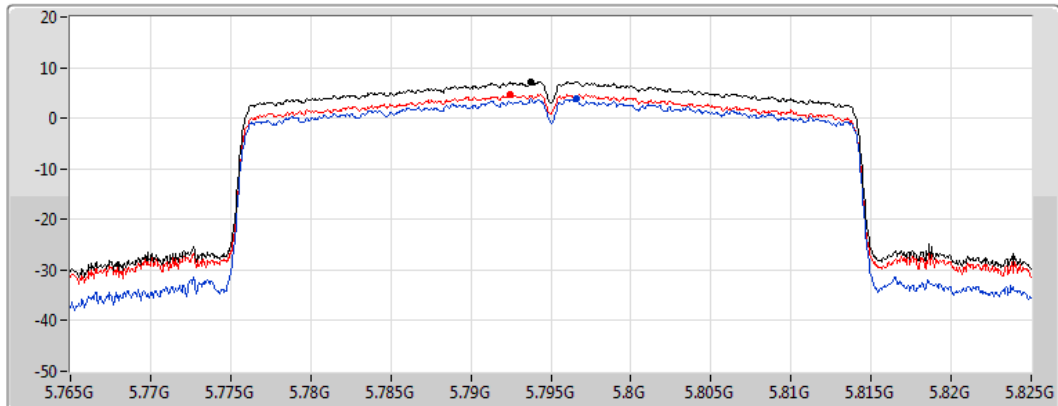
## 802.11ax HEW40\_Nss1,(MCS0)\_2TX

## PSD

5795MHz

11/05/2022

CF  
5.795GHz  
Span  
60MHz  
RBW  
500kHz  
VBW  
3MHz  
Sweep Time  
20ms  
Detector Type  
RMS



Sum ☒  
Port 1 ☒  
Port 2 ☒

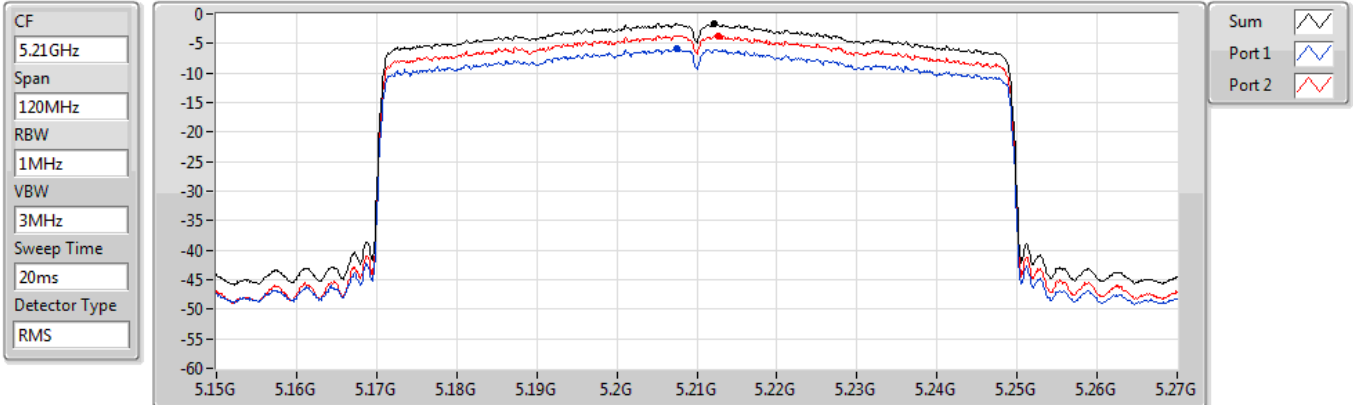
Sum	PD	Port 1	Port 2
(dBm/RBW)	(dBm/RBW)	(dBm/RBW)	(dBm/RBW)
7.14	7.14	3.79	4.74

## 802.11ax HEW80\_Nss1,(MCS0)\_2TX

## PSD

5210MHz

12/05/2022



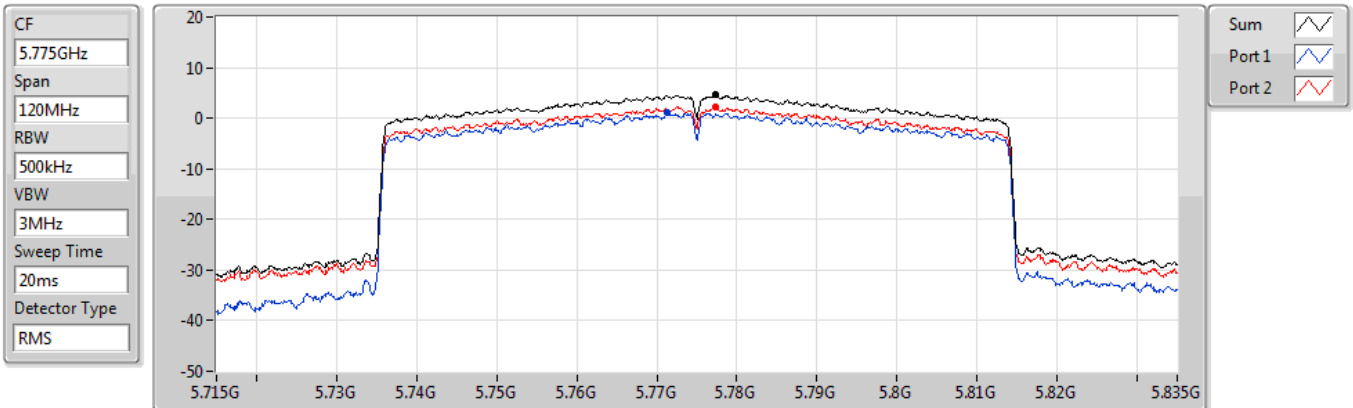
Sum	PD	Port 1	Port 2
(dBm/Hz)	(dBm/Hz)	(dBm/Hz)	(dBm/Hz)
-1.67	-1.67	-5.85	-3.64

## 802.11ax HEW80\_Nss1,(MCS0)\_2TX

## PSD

5775MHz

11/05/2022



Sum	PD	Port 1	Port 2
(dBm/Hz)	(dBm/Hz)	(dBm/Hz)	(dBm/Hz)
4.58	4.58	1.08	2.33



**Summary**

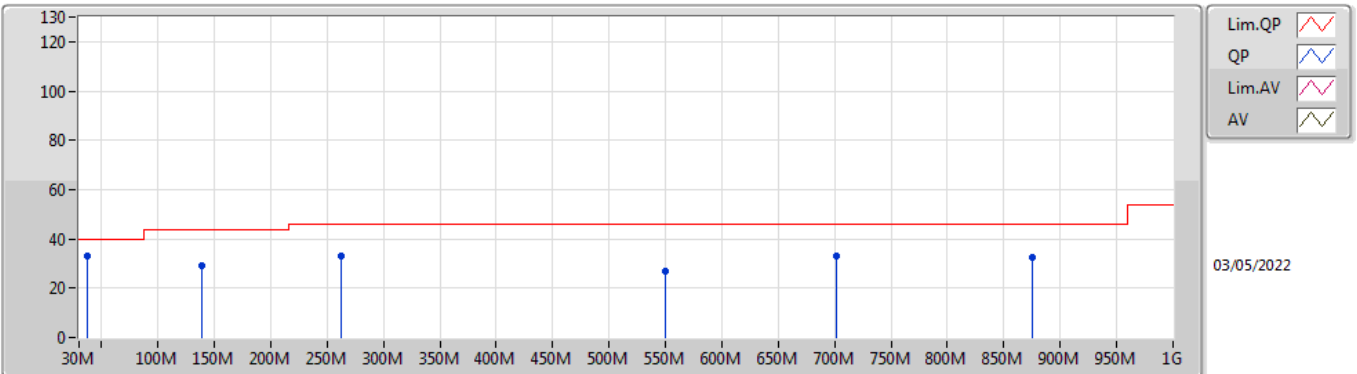
Mode	Result	Type	Freq (Hz)	Level (dBuV/m)	Limit (dBuV/m)	Margin (dB)	Dist (m)	Condition	Azimuth (°)	Height (m)	Comments
5.725-5.85GHz	-	-	-	-	-	-	-	-	-	-	-
802.11ax HEW80_Nss1,(MCS0)_2TX	Pass	PK	340.4M	38.97	46.00	-7.03	3	Horizontal	360	1.00	-

**Result**

Mode	Result	Type	Freq (Hz)	Level (dBuV/m)	Limit (dBuV/m)	Margin (dB)	Dist (m)	Condition	Azimuth (°)	Height (m)	Comments
802.11ax HEW80_Nss1,(MCS0)_2TX	-	-	-	-	-	-	-	-	-	-	-
5775MHz	Pass	PK	37.76M	32.86	40.00	-7.14	3	Vertical	0	1.00	-
5775MHz	Pass	PK	138.64M	29.32	43.50	-14.18	3	Vertical	0	1.00	-
5775MHz	Pass	PK	262.8M	32.97	46.00	-13.03	3	Vertical	0	1.00	-
5775MHz	Pass	PK	549.92M	27.08	46.00	-18.92	3	Vertical	0	1.00	-
5775MHz	Pass	PK	701.24M	32.90	46.00	-13.10	3	Vertical	0	1.00	-
5775MHz	Pass	PK	875.84M	32.36	46.00	-13.64	3	Vertical	0	1.00	-
5775MHz	Pass	PK	66.86M	31.30	40.00	-8.70	3	Horizontal	360	1.00	-
5775MHz	Pass	PK	125.06M	35.79	43.50	-7.71	3	Horizontal	360	1.00	-
5775MHz	Pass	PK	340.4M	38.97	46.00	-7.03	3	Horizontal	360	1.00	-
5775MHz	Pass	PK	577.08M	26.94	46.00	-19.06	3	Horizontal	360	1.00	-
5775MHz	Pass	PK	720.64M	31.06	46.00	-14.94	3	Horizontal	360	1.00	-
5775MHz	Pass	PK	967.02M	31.57	54.00	-22.43	3	Horizontal	360	1.00	-

## 802.11ax HEW80\_Nss1,(MCS0)\_2TX

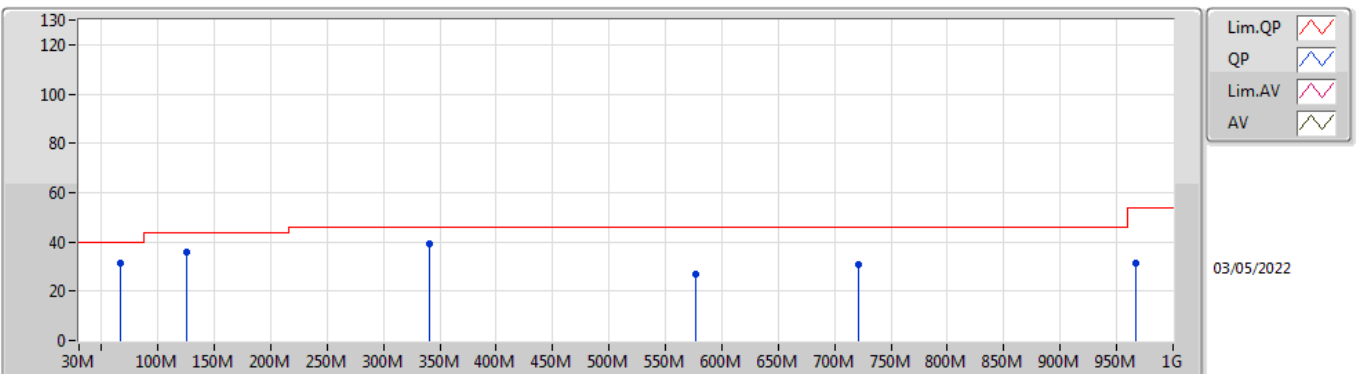
### 5775MHz\_Test fixture



Type	Freq (Hz)	Level (dBuV/m)	Limit (dBuV/m)	Margin (dB)	Factor (dB)	Dist (m)	Condition	Azimuth (°)	Height (m)	Comment	Raw (dBuV)	AF (dB)	CL (dB)	PA (dB)
PK	37.76M	32.86	40.00	-7.14	-7.34	3	Vertical	0	1.00	-	40.20	19.20	0.99	27.53
PK	138.64M	29.32	43.50	-14.18	-8.87	3	Vertical	0	1.00	-	38.19	16.40	1.93	27.20
PK	262.8M	32.97	46.00	-13.03	-5.51	3	Vertical	0	1.00	-	38.48	18.45	2.70	26.66
PK	549.92M	27.08	46.00	-18.92	0.26	3	Vertical	0	1.00	-	26.82	24.28	3.97	27.99
PK	701.24M	32.90	46.00	-13.10	0.82	3	Vertical	0	1.00	-	32.08	24.14	4.56	27.88
PK	875.84M	32.36	46.00	-13.64	3.40	3	Vertical	0	1.00	-	28.96	25.75	5.18	27.53

## 802.11ax HEW80\_Nss1,(MCS0)\_2TX

### 5775MHz\_Test fixture



Type	Freq (Hz)	Level (dBuV/m)	Limit (dBuV/m)	Margin (dB)	Factor (dB)	Dist (m)	Condition	Azimuth (°)	Height (m)	Comment	Raw (dBuV)	AF (dB)	CL (dB)	PA (dB)
PK	66.86M	31.30	40.00	-8.70	-14.60	3	Horizontal	360	1.00	-	45.90	11.54	1.32	27.46
PK	125.06M	35.79	43.50	-7.71	-8.12	3	Horizontal	360	1.00	-	43.91	17.30	1.84	27.26
PK	340.4M	38.97	46.00	-7.03	-4.65	3	Horizontal	360	1.00	-	43.62	19.06	3.10	26.81
PK	577.08M	26.94	46.00	-19.06	0.00	3	Horizontal	360	1.00	-	26.94	23.87	4.10	27.97
PK	720.64M	31.06	46.00	-14.94	1.29	3	Horizontal	360	1.00	-	29.77	24.48	4.63	27.82
PK	967.02M	31.57	54.00	-22.43	4.55	3	Horizontal	360	1.00	-	27.02	26.24	5.55	27.24

**Summary**

Mode	Result	Type	Freq (Hz)	Level (dBuV/m)	Limit (dBuV/m)	Margin (dB)	Dist (m)	Condition	Azimuth (°)	Height (m)	Comments
5.15-5.25GHz	-	-	-	-	-	-	-	-	-	-	-
802.11a_Nss1,(6Mbps)_2TX	Pass	AV	15.72G	53.74	54.00	-0.26	3	Vertical	144	2.04	-
802.11ax HEW20_Nss1,(MCS0)_2TX	Pass	AV	15.71892G	53.51	54.00	-0.49	3	Vertical	147	2.16	-
802.11ax HEW40_Nss1,(MCS0)_2TX	Pass	AV	5.1448G	52.64	54.00	-1.36	3	Vertical	36	1.45	-
802.11ax HEW80_Nss1,(MCS0)_2TX	Pass	AV	5.149G	53.83	54.00	-0.17	3	Vertical	38	1.19	-
5.725-5.85GHz	-	-	-	-	-	-	-	-	-	-	-
802.11a_Nss1,(6Mbps)_2TX	Pass	AV	11.65018G	53.18	54.00	-0.82	3	Vertical	144	2.32	-
802.11ax HEW20_Nss1,(MCS0)_2TX	Pass	AV	11.65012G	53.48	54.00	-0.52	3	Vertical	142	2.31	-
802.11ax HEW40_Nss1,(MCS0)_2TX	Pass	AV	11.59232G	53.85	54.00	-0.15	3	Vertical	145	2.23	-
802.11ax HEW80_Nss1,(MCS0)_2TX	Pass	PK	5.6082G	67.06	68.20	-1.14	3	Vertical	8	1.57	-

Result

Mode	Result	Type	Freq (Hz)	Level (dBuV/m)	Limit (dBuV/m)	Margin (dB)	Dist (m)	Condition	Azimuth (°)	Height (m)	Comments
802.11a_Nss1,(6Mbps)_2TX	-	-	-	-	-	-	-	-	-	-	-
5180MHz	Pass	AV	5.147G	52.75	54.00	-1.25	3	Vertical	1	1.50	-
5180MHz	Pass	AV	5.1776G	110.64	Inf	-Inf	3	Vertical	1	1.50	-
5180MHz	Pass	PK	5.1476G	71.74	74.00	-2.26	3	Vertical	1	1.50	-
5180MHz	Pass	PK	5.1776G	119.20	Inf	-Inf	3	Vertical	1	1.50	-
5180MHz	Pass	AV	5.1486G	42.97	54.00	-11.03	3	Horizontal	321	1.28	-
5180MHz	Pass	AV	5.1772G	95.90	Inf	-Inf	3	Horizontal	321	1.28	-
5180MHz	Pass	PK	5.1348G	54.91	74.00	-19.09	3	Horizontal	321	1.28	-
5180MHz	Pass	PK	5.1822G	104.51	Inf	-Inf	3	Horizontal	321	1.28	-
5180MHz	Pass	AV	15.53688G	50.04	54.00	-3.96	3	Vertical	145	1.98	-
5180MHz	Pass	PK	10.35982G	65.59	68.20	-2.61	3	Vertical	152	1.98	-
5180MHz	Pass	PK	15.54162G	64.00	74.00	-10.00	3	Vertical	145	1.98	-
5180MHz	Pass	AV	15.53826G	48.27	54.00	-5.73	3	Horizontal	162	2.94	-
5180MHz	Pass	PK	10.36102G	59.70	68.20	-8.50	3	Horizontal	180	1.82	-
5180MHz	Pass	PK	15.53286G	61.45	74.00	-12.55	3	Horizontal	162	2.94	-
5200MHz	Pass	AV	5.1488G	50.82	54.00	-3.18	3	Vertical	37	1.50	-
5200MHz	Pass	AV	5.2008G	111.21	Inf	-Inf	3	Vertical	37	1.50	-
5200MHz	Pass	PK	5.1468G	69.17	74.00	-4.83	3	Vertical	37	1.50	-
5200MHz	Pass	PK	5.1952G	119.36	Inf	-Inf	3	Vertical	37	1.50	-
5200MHz	Pass	AV	5.15G	42.99	54.00	-11.01	3	Horizontal	335	1.32	-
5200MHz	Pass	AV	5.2008G	97.74	Inf	-Inf	3	Horizontal	335	1.32	-
5200MHz	Pass	PK	5.122G	54.92	74.00	-19.08	3	Horizontal	335	1.32	-
5200MHz	Pass	PK	5.2012G	106.69	Inf	-Inf	3	Horizontal	335	1.32	-
5200MHz	Pass	AV	15.60018G	53.68	54.00	-0.32	3	Vertical	146	2.01	-
5200MHz	Pass	PK	10.40018G	66.87	68.20	-1.33	3	Vertical	28	2.06	-
5200MHz	Pass	PK	15.60498G	67.64	74.00	-6.36	3	Vertical	146	2.01	-
5200MHz	Pass	AV	15.60054G	49.81	54.00	-4.19	3	Horizontal	160	2.71	-
5200MHz	Pass	PK	10.40216G	64.18	68.20	-4.02	3	Horizontal	140	3.00	-
5200MHz	Pass	PK	15.60078G	62.91	74.00	-11.09	3	Horizontal	160	2.71	-
5240MHz	Pass	AV	5.12G	48.20	54.00	-5.80	3	Vertical	37	1.35	-
5240MHz	Pass	AV	5.2406G	111.16	Inf	-Inf	3	Vertical	37	1.35	-
5240MHz	Pass	AV	5.36G	46.15	54.00	-7.85	3	Vertical	37	1.35	-
5240MHz	Pass	PK	5.1194G	59.07	74.00	-14.93	3	Vertical	37	1.35	-
5240MHz	Pass	PK	5.2352G	118.83	Inf	-Inf	3	Vertical	37	1.35	-
5240MHz	Pass	PK	5.3576G	56.90	74.00	-17.10	3	Vertical	37	1.35	-
5240MHz	Pass	AV	5.1266G	42.62	54.00	-11.38	3	Horizontal	336	1.14	-
5240MHz	Pass	AV	5.2412G	98.83	Inf	-Inf	3	Horizontal	336	1.14	-
5240MHz	Pass	AV	5.3822G	42.66	54.00	-11.34	3	Horizontal	336	1.14	-
5240MHz	Pass	PK	5.1308G	54.61	74.00	-19.39	3	Horizontal	336	1.14	-
5240MHz	Pass	PK	5.2364G	107.21	Inf	-Inf	3	Horizontal	336	1.14	-
5240MHz	Pass	PK	5.3882G	53.86	74.00	-20.14	3	Horizontal	336	1.14	-
5240MHz	Pass	AV	15.72G	53.74	54.00	-0.26	3	Vertical	144	2.04	-
5240MHz	Pass	PK	10.4815G	63.18	68.20	-5.02	3	Vertical	22	1.34	-
5240MHz	Pass	PK	15.71988G	66.88	74.00	-7.12	3	Vertical	144	2.04	-
5240MHz	Pass	AV	15.7191G	49.74	54.00	-4.26	3	Horizontal	334	3.00	-
5240MHz	Pass	PK	10.47694G	61.06	68.20	-7.14	3	Horizontal	51	2.99	-
5240MHz	Pass	PK	15.72966G	62.88	74.00	-11.12	3	Horizontal	334	3.00	-
5745MHz	Pass	AV	5.7438G	110.74	Inf	-Inf	3	Vertical	7	1.38	-
5745MHz	Pass	PK	5.6226G	57.36	68.20	-10.84	3	Vertical	7	1.38	-
5745MHz	Pass	PK	5.7438G	119.48	Inf	-Inf	3	Vertical	7	1.38	-
5745MHz	Pass	PK	5.9874G	56.41	68.20	-11.79	3	Vertical	7	1.38	-
5745MHz	Pass	AV	5.7462G	102.90	Inf	-Inf	3	Horizontal	160	2.17	-
5745MHz	Pass	PK	5.6274G	55.25	68.20	-12.95	3	Horizontal	160	2.17	-
5745MHz	Pass	PK	5.7462G	111.10	Inf	-Inf	3	Horizontal	160	2.17	-
5745MHz	Pass	PK	5.9646G	56.64	68.20	-11.56	3	Horizontal	160	2.17	-
5745MHz	Pass	AV	11.4903G	52.90	54.00	-1.10	3	Vertical	125	2.78	-
5745MHz	Pass	PK	11.4954G	66.27	74.00	-7.73	3	Vertical	125	2.78	-
5745MHz	Pass	PK	17.24382G	61.72	68.20	-6.48	3	Vertical	134	2.07	-
5745MHz	Pass	AV	11.48982G	49.75	54.00	-4.25	3	Horizontal	344	2.17	-
5745MHz	Pass	PK	11.4903G	62.17	74.00	-11.83	3	Horizontal	344	2.17	-
5745MHz	Pass	PK	17.2305G	59.11	68.20	-9.09	3	Horizontal	64	1.90	-





## RSE TX above 1GHz\_Non-Beamforming\_PCB Antenna

## Appendix E.2

Mode	Result	Type	Freq (Hz)	Level (dBuV/m)	Limit (dBuV/m)	Margin (dB)	Dist (m)	Condition	Azimuth (°)	Height (m)	Comments
5785MHz	Pass	AV	5.7838G	110.88	Inf	-Inf	3	Vertical	8	1.47	-
5785MHz	Pass	PK	5.6098G	57.61	68.20	-10.59	3	Vertical	8	1.47	-
5785MHz	Pass	PK	5.7838G	118.73	Inf	-Inf	3	Vertical	8	1.47	-
5785MHz	Pass	PK	5.9302G	58.07	68.20	-10.13	3	Vertical	8	1.47	-
5785MHz	Pass	AV	5.7862G	102.34	Inf	-Inf	3	Horizontal	157	2.00	-
5785MHz	Pass	PK	5.5234G	54.48	68.20	-13.72	3	Horizontal	157	2.00	-
5785MHz	Pass	PK	5.7862G	110.27	Inf	-Inf	3	Horizontal	157	2.00	-
5785MHz	Pass	PK	5.9566G	57.44	68.20	-10.76	3	Horizontal	157	2.00	-
5785MHz	Pass	AV	11.57144G	52.99	54.00	-1.01	3	Vertical	22	1.86	-
5785MHz	Pass	PK	11.57186G	65.65	74.00	-8.35	3	Vertical	22	1.86	-
5785MHz	Pass	PK	17.35608G	62.60	68.20	-5.60	3	Vertical	134	2.13	-
5785MHz	Pass	AV	11.57132G	52.82	54.00	-1.18	3	Horizontal	55	2.71	-
5785MHz	Pass	PK	11.57126G	65.25	74.00	-8.75	3	Horizontal	55	2.71	-
5785MHz	Pass	PK	17.34816G	58.56	68.20	-9.64	3	Horizontal	68	1.89	-
5825MHz	Pass	AV	5.8238G	106.85	Inf	-Inf	3	Vertical	8	1.34	-
5825MHz	Pass	PK	5.6474G	57.50	68.20	-10.70	3	Vertical	8	1.34	-
5825MHz	Pass	PK	5.8238G	115.05	Inf	-Inf	3	Vertical	8	1.34	-
5825MHz	Pass	PK	6.0458G	57.14	68.20	-11.06	3	Vertical	8	1.34	-
5825MHz	Pass	AV	5.8262G	98.08	Inf	-Inf	3	Horizontal	159	2.20	-
5825MHz	Pass	PK	5.615G	54.73	68.20	-13.47	3	Horizontal	159	2.20	-
5825MHz	Pass	PK	5.8214G	105.75	Inf	-Inf	3	Horizontal	159	2.20	-
5825MHz	Pass	PK	6.065G	56.90	68.20	-11.30	3	Horizontal	159	2.20	-
5825MHz	Pass	AV	11.65018G	53.18	54.00	-0.82	3	Vertical	144	2.32	-
5825MHz	Pass	PK	11.65498G	66.53	74.00	-7.47	3	Vertical	144	2.32	-
5825MHz	Pass	PK	17.47842G	57.78	68.20	-10.42	3	Vertical	156	1.50	-
5825MHz	Pass	AV	11.65222G	46.39	54.00	-7.61	3	Horizontal	47	1.98	-
5825MHz	Pass	PK	11.65186G	58.20	74.00	-15.80	3	Horizontal	47	1.98	-
5825MHz	Pass	PK	17.47782G	57.68	68.20	-10.52	3	Horizontal	248	1.50	-
802.11ax HEW20_Nss1,(MCS0)_2TX	-	-	-	-	-	-	-	-	-	-	-
5180MHz	Pass	AV	5.1488G	52.57	54.00	-1.43	3	Vertical	0	1.50	-
5180MHz	Pass	AV	5.1786G	108.56	Inf	-Inf	3	Vertical	0	1.50	-
5180MHz	Pass	PK	5.1486G	69.42	74.00	-4.58	3	Vertical	0	1.50	-
5180MHz	Pass	PK	5.1788G	119.73	Inf	-Inf	3	Vertical	0	1.50	-
5180MHz	Pass	AV	5.148G	43.98	54.00	-10.02	3	Horizontal	158	2.19	-
5180MHz	Pass	AV	5.178G	95.45	Inf	-Inf	3	Horizontal	158	2.19	-
5180MHz	Pass	PK	5.1436G	57.70	74.00	-16.30	3	Horizontal	158	2.19	-
5180MHz	Pass	PK	5.1806G	106.84	Inf	-Inf	3	Horizontal	158	2.19	-
5180MHz	Pass	AV	15.53552G	47.36	54.00	-6.64	3	Vertical	153	1.90	-
5180MHz	Pass	PK	10.3602G	63.84	68.20	-4.36	3	Vertical	152	1.98	-
5180MHz	Pass	PK	15.53332G	61.40	74.00	-12.60	3	Vertical	153	1.90	-
5180MHz	Pass	AV	15.53652G	46.69	54.00	-7.31	3	Horizontal	162	2.89	-
5180MHz	Pass	PK	10.3608G	61.59	68.20	-6.61	3	Horizontal	144	2.89	-
5180MHz	Pass	PK	15.53908G	60.76	74.00	-13.24	3	Horizontal	162	2.89	-
5200MHz	Pass	AV	5.1492G	53.00	54.00	-1.00	3	Vertical	37	1.40	-
5200MHz	Pass	AV	5.1988G	110.09	Inf	-Inf	3	Vertical	37	1.40	-
5200MHz	Pass	PK	5.1304G	70.44	74.00	-3.56	3	Vertical	37	1.40	-
5200MHz	Pass	PK	5.1988G	121.68	Inf	-Inf	3	Vertical	37	1.40	-
5200MHz	Pass	AV	5.15G	43.47	54.00	-10.53	3	Horizontal	329	1.19	-
5200MHz	Pass	AV	5.1988G	93.72	Inf	-Inf	3	Horizontal	329	1.19	-
5200MHz	Pass	PK	5.138G	55.30	74.00	-18.70	3	Horizontal	329	1.19	-
5200MHz	Pass	PK	5.1988G	104.91	Inf	-Inf	3	Horizontal	329	1.19	-
5200MHz	Pass	AV	15.60056G	52.81	54.00	-1.19	3	Vertical	148	2.22	-
5200MHz	Pass	PK	10.4026G	66.49	68.20	-1.71	3	Vertical	169	2.04	-
5200MHz	Pass	PK	15.60016G	67.13	74.00	-6.87	3	Vertical	148	2.22	-
5200MHz	Pass	AV	15.5992G	50.21	54.00	-3.79	3	Horizontal	162	3.00	-
5200MHz	Pass	PK	10.39588G	59.73	68.20	-8.47	3	Horizontal	180	1.76	-
5200MHz	Pass	PK	15.60668G	64.31	74.00	-9.69	3	Horizontal	162	3.00	-
5240MHz	Pass	AV	5.129G	47.84	54.00	-6.16	3	Vertical	39	1.37	-
5240MHz	Pass	AV	5.2388G	109.72	Inf	-Inf	3	Vertical	39	1.37	-
5240MHz	Pass	AV	5.3522G	46.36	54.00	-7.64	3	Vertical	39	1.37	-
5240MHz	Pass	PK	5.1068G	58.90	74.00	-15.10	3	Vertical	39	1.37	-
5240MHz	Pass	PK	5.2412G	121.01	Inf	-Inf	3	Vertical	39	1.37	-



## RSE TX above 1GHz\_Non-Beamforming\_PCB Antenna

## Appendix E.2

Mode	Result	Type	Freq (Hz)	Level (dBuV/m)	Limit (dBuV/m)	Margin (dB)	Dist (m)	Condition	Azimuth (°)	Height (m)	Comments
5240MHz	Pass	PK	5.3504G	58.44	74.00	-15.56	3	Vertical	39	1.37	-
5240MHz	Pass	AV	5.1008G	42.92	54.00	-11.08	3	Horizontal	335	1.33	-
5240MHz	Pass	AV	5.2394G	95.55	Inf	-Inf	3	Horizontal	335	1.33	-
5240MHz	Pass	AV	5.3648G	42.83	54.00	-11.17	3	Horizontal	335	1.33	-
5240MHz	Pass	PK	5.126G	54.74	74.00	-19.26	3	Horizontal	335	1.33	-
5240MHz	Pass	PK	5.2424G	105.95	Inf	-Inf	3	Horizontal	335	1.33	-
5240MHz	Pass	PK	5.35G	54.36	74.00	-19.64	3	Horizontal	335	1.33	-
5240MHz	Pass	AV	15.71892G	53.51	54.00	-0.49	3	Vertical	147	2.16	-
5240MHz	Pass	PK	10.47752G	63.71	68.20	-4.49	3	Vertical	27	1.98	-
5240MHz	Pass	PK	15.72616G	69.20	74.00	-4.80	3	Vertical	147	2.16	-
5240MHz	Pass	AV	15.72212G	46.72	54.00	-7.28	3	Horizontal	339	1.01	-
5240MHz	Pass	PK	10.4812G	59.45	68.20	-8.75	3	Horizontal	61	2.29	-
5240MHz	Pass	PK	15.71928G	59.15	74.00	-14.85	3	Horizontal	339	1.01	-
5745MHz	Pass	AV	5.7438G	109.47	Inf	-Inf	3	Vertical	7	1.50	-
5745MHz	Pass	PK	5.649G	59.17	68.20	-9.03	3	Vertical	7	1.50	-
5745MHz	Pass	PK	5.7414G	119.57	Inf	-Inf	3	Vertical	7	1.50	-
5745MHz	Pass	PK	5.9382G	57.23	68.20	-10.97	3	Vertical	7	1.50	-
5745MHz	Pass	AV	5.745G	101.60	Inf	-Inf	3	Horizontal	159	2.17	-
5745MHz	Pass	PK	5.6214G	54.96	68.20	-13.24	3	Horizontal	159	2.17	-
5745MHz	Pass	PK	5.751G	111.71	Inf	-Inf	3	Horizontal	159	2.17	-
5745MHz	Pass	PK	5.9406G	56.04	68.20	-12.16	3	Horizontal	159	2.17	-
5745MHz	Pass	AV	11.48796G	53.03	54.00	-0.97	3	Vertical	21	1.78	-
5745MHz	Pass	PK	11.4908G	66.02	74.00	-7.98	3	Vertical	21	1.78	-
5745MHz	Pass	PK	17.23276G	61.80	68.20	-6.40	3	Vertical	135	2.12	-
5745MHz	Pass	AV	11.49008G	51.00	54.00	-3.00	3	Horizontal	342	2.32	-
5745MHz	Pass	PK	11.49236G	64.15	74.00	-9.85	3	Horizontal	342	2.32	-
5745MHz	Pass	PK	17.23336G	57.76	68.20	-10.44	3	Horizontal	0	1.71	-
5785MHz	Pass	AV	5.7838G	107.61	Inf	-Inf	3	Vertical	6	1.50	-
5785MHz	Pass	PK	5.6134G	57.80	68.20	-10.40	3	Vertical	6	1.50	-
5785MHz	Pass	PK	5.7814G	118.61	Inf	-Inf	3	Vertical	6	1.50	-
5785MHz	Pass	PK	5.9698G	56.44	68.20	-11.76	3	Vertical	6	1.50	-
5785MHz	Pass	AV	5.7862G	99.52	Inf	-Inf	3	Horizontal	159	1.99	-
5785MHz	Pass	PK	5.5018G	54.49	68.20	-13.71	3	Horizontal	159	1.99	-
5785MHz	Pass	PK	5.7862G	111.75	Inf	-Inf	3	Horizontal	159	1.99	-
5785MHz	Pass	PK	6.0274G	56.32	68.20	-11.88	3	Horizontal	159	1.99	-
5785MHz	Pass	AV	11.57G	53.18	54.00	-0.82	3	Vertical	144	2.91	-
5785MHz	Pass	PK	11.5778G	66.99	74.00	-7.01	3	Vertical	144	2.91	-
5785MHz	Pass	PK	17.36188G	58.83	68.20	-9.37	3	Vertical	131	1.05	-
5785MHz	Pass	AV	11.57096G	46.06	54.00	-7.94	3	Horizontal	47	1.88	-
5785MHz	Pass	PK	11.56592G	59.22	74.00	-14.78	3	Horizontal	47	1.88	-
5785MHz	Pass	PK	17.35588G	57.09	68.20	-11.11	3	Horizontal	0	1.50	-
5825MHz	Pass	AV	5.8226G	105.00	Inf	-Inf	3	Vertical	17	1.27	-
5825MHz	Pass	PK	5.6018G	55.31	68.20	-12.89	3	Vertical	17	1.27	-
5825MHz	Pass	PK	5.8262G	115.86	Inf	-Inf	3	Vertical	17	1.27	-
5825MHz	Pass	PK	5.9474G	56.53	68.20	-11.67	3	Vertical	17	1.27	-
5825MHz	Pass	AV	5.825G	96.37	Inf	-Inf	3	Horizontal	158	2.10	-
5825MHz	Pass	PK	5.567G	54.70	68.20	-13.50	3	Horizontal	158	2.10	-
5825MHz	Pass	PK	5.8226G	108.14	Inf	-Inf	3	Horizontal	158	2.10	-
5825MHz	Pass	PK	6.0122G	56.13	68.20	-12.07	3	Horizontal	158	2.10	-
5825MHz	Pass	AV	11.65012G	53.48	54.00	-0.52	3	Vertical	142	2.31	-
5825MHz	Pass	PK	11.6502G	66.49	74.00	-7.51	3	Vertical	142	2.31	-
5825MHz	Pass	PK	17.47508G	59.49	68.20	-8.71	3	Vertical	100	2.77	-
5825MHz	Pass	AV	11.65084G	47.46	54.00	-6.54	3	Horizontal	46	2.01	-
5825MHz	Pass	PK	11.65112G	59.55	74.00	-14.45	3	Horizontal	46	2.01	-
5825MHz	Pass	PK	17.47108G	57.88	68.20	-10.32	3	Horizontal	153	2.93	-
802.11ax HEW40_Nss1,(MCS0)_2TX	-	-	-	-	-	-	-	-	-	-	-
5190MHz	Pass	AV	5.1448G	52.64	54.00	-1.36	3	Vertical	36	1.45	-
5190MHz	Pass	AV	5.1876G	104.29	Inf	-Inf	3	Vertical	36	1.45	-
5190MHz	Pass	PK	5.1448G	70.61	74.00	-3.39	3	Vertical	36	1.45	-
5190MHz	Pass	PK	5.1852G	114.05	Inf	-Inf	3	Vertical	36	1.45	-
5190MHz	Pass	AV	5.1448G	43.95	54.00	-10.05	3	Horizontal	331	1.22	-
5190MHz	Pass	AV	5.1928G	89.29	Inf	-Inf	3	Horizontal	331	1.22	-

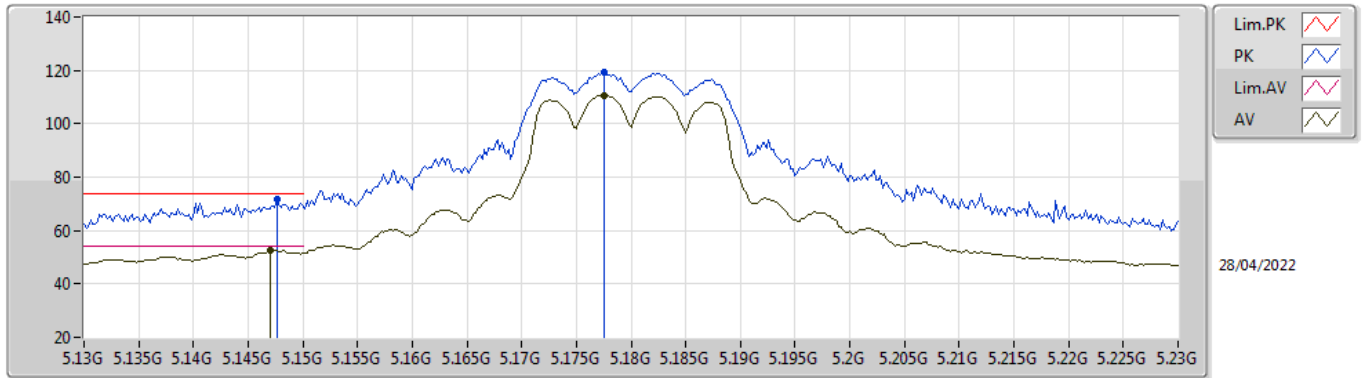
Mode	Result	Type	Freq (Hz)	Level (dBuV/m)	Limit (dBuV/m)	Margin (dB)	Dist (m)	Condition	Azimuth (°)	Height (m)	Comments
5190MHz	Pass	PK	5.1452G	57.87	74.00	-16.13	3	Horizontal	331	1.22	-
5190MHz	Pass	PK	5.1928G	99.53	Inf	-Inf	3	Horizontal	331	1.22	-
5190MHz	Pass	AV	15.58464G	44.98	54.00	-9.02	3	Vertical	323	1.58	-
5190MHz	Pass	PK	10.36256G	59.04	68.20	-9.16	3	Vertical	149	1.78	-
5190MHz	Pass	PK	15.55216G	55.74	74.00	-18.26	3	Vertical	323	1.58	-
5190MHz	Pass	AV	15.5508G	45.09	54.00	-8.91	3	Horizontal	335	2.33	-
5190MHz	Pass	PK	10.38688G	54.09	68.20	-14.11	3	Horizontal	12	2.77	-
5190MHz	Pass	PK	15.55984G	55.98	74.00	-18.02	3	Horizontal	335	2.33	-
5230MHz	Pass	AV	5.148G	52.40	54.00	-1.60	3	Vertical	0	1.47	-
5230MHz	Pass	AV	5.2312G	107.71	Inf	-Inf	3	Vertical	0	1.47	-
5230MHz	Pass	PK	5.1452G	68.37	74.00	-5.63	3	Vertical	0	1.47	-
5230MHz	Pass	PK	5.2288G	119.35	Inf	-Inf	3	Vertical	0	1.47	-
5230MHz	Pass	AV	5.15G	44.43	54.00	-9.57	3	Horizontal	332	1.35	-
5230MHz	Pass	AV	5.2292G	92.84	Inf	-Inf	3	Horizontal	332	1.35	-
5230MHz	Pass	PK	5.15G	55.55	74.00	-18.45	3	Horizontal	332	1.35	-
5230MHz	Pass	PK	5.232G	102.68	Inf	-Inf	3	Horizontal	332	1.35	-
5230MHz	Pass	AV	15.68584G	49.57	54.00	-4.43	3	Vertical	145	1.91	-
5230MHz	Pass	PK	10.44968G	61.45	68.20	-6.75	3	Vertical	24	1.74	-
5230MHz	Pass	PK	15.69048G	61.90	74.00	-12.10	3	Vertical	145	1.91	-
5230MHz	Pass	AV	15.68736G	45.44	54.00	-8.56	3	Horizontal	1	1.38	-
5230MHz	Pass	PK	10.45512G	55.96	68.20	-12.24	3	Horizontal	353	2.93	-
5230MHz	Pass	PK	15.70672G	56.40	74.00	-17.60	3	Horizontal	1	1.38	-
5755MHz	Pass	AV	5.7562G	108.52	Inf	-Inf	3	Vertical	357	1.26	-
5755MHz	Pass	PK	5.6506G	67.85	68.64	-0.79	3	Vertical	357	1.26	-
5755MHz	Pass	PK	5.7538G	118.09	Inf	-Inf	3	Vertical	357	1.26	-
5755MHz	Pass	PK	5.9506G	56.73	68.20	-11.47	3	Vertical	357	1.26	-
5755MHz	Pass	AV	5.7562G	99.98	Inf	-Inf	3	Horizontal	161	2.13	-
5755MHz	Pass	PK	5.6494G	58.88	68.20	-9.32	3	Horizontal	161	2.13	-
5755MHz	Pass	PK	5.7526G	110.18	Inf	-Inf	3	Horizontal	161	2.13	-
5755MHz	Pass	PK	6.0502G	56.32	68.20	-11.88	3	Horizontal	161	2.13	-
5755MHz	Pass	AV	11.50584G	51.02	54.00	-2.98	3	Vertical	20	1.74	-
5755MHz	Pass	PK	11.51072G	62.21	74.00	-11.79	3	Vertical	20	1.74	-
5755MHz	Pass	PK	17.27324G	59.32	68.20	-8.88	3	Vertical	126	2.09	-
5755MHz	Pass	AV	11.50736G	47.38	54.00	-6.62	3	Horizontal	43	1.87	-
5755MHz	Pass	PK	11.5104G	58.89	74.00	-15.11	3	Horizontal	43	1.87	-
5755MHz	Pass	PK	17.24796G	56.89	68.20	-11.31	3	Horizontal	115	2.24	-
5795MHz	Pass	AV	5.7938G	106.29	Inf	-Inf	3	Vertical	6	1.34	-
5795MHz	Pass	PK	5.6414G	58.96	68.20	-9.24	3	Vertical	6	1.34	-
5795MHz	Pass	PK	5.7938G	116.64	Inf	-Inf	3	Vertical	6	1.34	-
5795MHz	Pass	PK	5.9426G	57.00	68.20	-11.20	3	Vertical	6	1.34	-
5795MHz	Pass	AV	5.7962G	98.28	Inf	-Inf	3	Horizontal	160	2.01	-
5795MHz	Pass	PK	5.5106G	54.27	68.20	-13.93	3	Horizontal	160	2.01	-
5795MHz	Pass	PK	5.7974G	108.30	Inf	-Inf	3	Horizontal	160	2.01	-
5795MHz	Pass	PK	5.951G	56.33	68.20	-11.87	3	Horizontal	160	2.01	-
5795MHz	Pass	AV	11.59232G	53.85	54.00	-0.15	3	Vertical	145	2.23	-
5795MHz	Pass	PK	11.58976G	65.94	74.00	-8.06	3	Vertical	145	2.23	-
5795MHz	Pass	PK	17.36524G	58.58	68.20	-9.62	3	Vertical	135	1.84	-
5795MHz	Pass	AV	11.59608G	47.80	54.00	-6.20	3	Horizontal	46	1.90	-
5795MHz	Pass	PK	11.5904G	60.30	74.00	-13.70	3	Horizontal	46	1.90	-
5795MHz	Pass	PK	17.3886G	57.40	68.20	-10.80	3	Horizontal	244	1.43	-
802.11ax HEW80_Nss1,(MCS0)_2TX	-	-	-	-	-	-	-	-	-	-	-
5210MHz	Pass	AV	5.149G	53.83	54.00	-0.17	3	Vertical	38	1.19	-
5210MHz	Pass	AV	5.209G	99.63	Inf	-Inf	3	Vertical	38	1.19	-
5210MHz	Pass	AV	5.352G	45.36	54.00	-8.64	3	Vertical	38	1.19	-
5210MHz	Pass	PK	5.149G	62.83	74.00	-11.17	3	Vertical	38	1.19	-
5210MHz	Pass	PK	5.207G	108.91	Inf	-Inf	3	Vertical	38	1.19	-
5210MHz	Pass	PK	5.369G	54.95	74.00	-19.05	3	Vertical	38	1.19	-
5210MHz	Pass	AV	5.149G	44.97	54.00	-9.03	3	Horizontal	335	1.09	-
5210MHz	Pass	AV	5.207G	85.04	Inf	-Inf	3	Horizontal	335	1.09	-
5210MHz	Pass	AV	5.413G	45.07	54.00	-8.93	3	Horizontal	335	1.09	-
5210MHz	Pass	PK	5.127G	54.85	74.00	-19.15	3	Horizontal	335	1.09	-
5210MHz	Pass	PK	5.212G	93.72	Inf	-Inf	3	Horizontal	335	1.09	-

**RSE TX above 1GHz\_Non-Beamforming\_PCB Antenna****Appendix E.2**

Mode	Result	Type	Freq (Hz)	Level (dBuV/m)	Limit (dBuV/m)	Margin (dB)	Dist (m)	Condition	Azimuth (°)	Height (m)	Comments
5210MHz	Pass	PK	5.418G	53.94	74.00	-20.06	3	Horizontal	335	1.09	-
5210MHz	Pass	AV	15.6288G	46.80	54.00	-7.20	3	Vertical	88	1.09	-
5210MHz	Pass	PK	10.40448G	54.03	68.20	-14.17	3	Vertical	26	2.06	-
5210MHz	Pass	PK	15.63448G	56.44	74.00	-17.56	3	Vertical	88	1.09	-
5210MHz	Pass	AV	15.62408G	46.56	54.00	-7.44	3	Horizontal	181	2.26	-
5210MHz	Pass	PK	10.42728G	53.54	68.20	-14.66	3	Horizontal	330	2.76	-
5210MHz	Pass	PK	15.61728G	56.57	74.00	-17.43	3	Horizontal	181	2.26	-
5775MHz	Pass	AV	5.7774G	105.01	Inf	-Inf	3	Vertical	8	1.57	-
5775MHz	Pass	PK	5.6082G	67.06	68.20	-1.14	3	Vertical	8	1.57	-
5775MHz	Pass	PK	5.769G	114.47	Inf	-Inf	3	Vertical	8	1.57	-
5775MHz	Pass	PK	5.9322G	61.88	68.20	-6.32	3	Vertical	8	1.57	-
5775MHz	Pass	AV	5.7786G	97.11	Inf	-Inf	3	Horizontal	160	2.09	-
5775MHz	Pass	PK	5.6502G	60.22	68.35	-8.13	3	Horizontal	160	2.09	-
5775MHz	Pass	PK	5.7726G	106.74	Inf	-Inf	3	Horizontal	160	2.09	-
5775MHz	Pass	PK	5.9262G	57.34	68.20	-10.86	3	Horizontal	160	2.09	-
5775MHz	Pass	AV	11.56168G	50.29	54.00	-3.71	3	Vertical	23	1.49	-
5775MHz	Pass	PK	11.56184G	58.80	74.00	-15.20	3	Vertical	23	1.49	-
5775MHz	Pass	PK	17.3226G	57.61	68.20	-10.59	3	Vertical	176	2.08	-
5775MHz	Pass	AV	11.56152G	49.22	54.00	-4.78	3	Horizontal	44	2.06	-
5775MHz	Pass	PK	11.56168G	59.26	74.00	-14.74	3	Horizontal	44	2.06	-
5775MHz	Pass	PK	17.33132G	56.86	68.20	-11.34	3	Horizontal	240	2.99	-

# 802.11a\_Nss1,(6Mbps)\_2TX

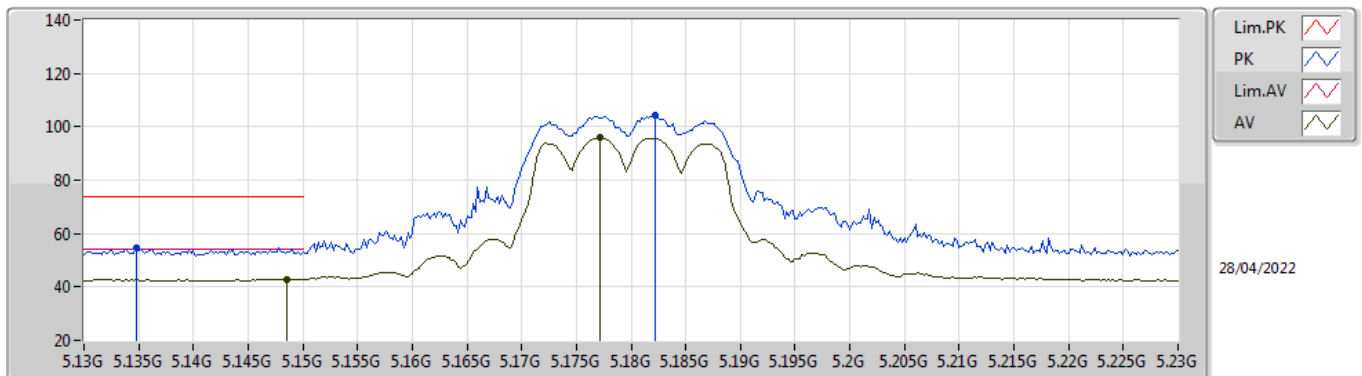
## 5180MHz\_TX



Type	Freq (Hz)	Level (dBuV/m)	Limit (dBuV/m)	Margin (dB)	Factor (dB)	Dist (m)	Condition	Azimuth (°)	Height (m)	Comment	Raw (dBuV)	AF (dB)	CL (dB)	PA (dB)
AV	5.147G	52.75	54.00	-1.25	5.16	3	Vertical	1	1.50	-	47.59	33.11	6.49	34.44
AV	5.1776G	110.64	Inf	-Inf	5.11	3	Vertical	1	1.50	-	105.53	33.04	6.51	34.44
PK	5.1476G	71.74	74.00	-2.26	5.15	3	Vertical	1	1.50	-	66.59	33.10	6.49	34.44
PK	5.1776G	119.20	Inf	-Inf	5.11	3	Vertical	1	1.50	-	114.09	33.04	6.51	34.44

# 802.11a\_Nss1,(6Mbps)\_2TX

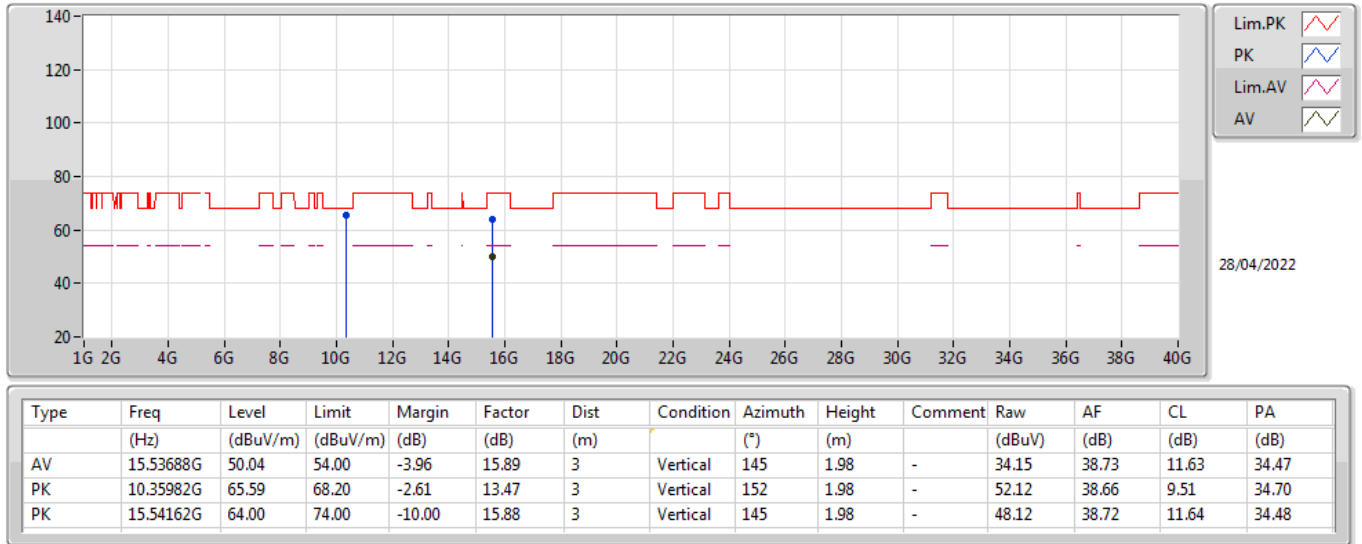
## 5180MHz\_TX



Type	Freq (Hz)	Level (dBuV/m)	Limit (dBuV/m)	Margin (dB)	Factor (dB)	Dist (m)	Condition	Azimuth (°)	Height (m)	Comment	Raw (dBuV)	AF (dB)	CL (dB)	PA (dB)
AV	5.1486G	42.97	54.00	-11.03	5.15	3	Horizontal	321	1.28	-	37.82	33.10	6.49	34.44
AV	5.1772G	95.90	Inf	-Inf	5.12	3	Horizontal	321	1.28	-	90.78	33.05	6.51	34.44
PK	5.1348G	54.91	74.00	-19.09	5.17	3	Horizontal	321	1.28	-	49.74	33.13	6.48	34.44
PK	5.1822G	104.51	Inf	-Inf	5.12	3	Horizontal	321	1.28	-	99.39	33.04	6.52	34.44

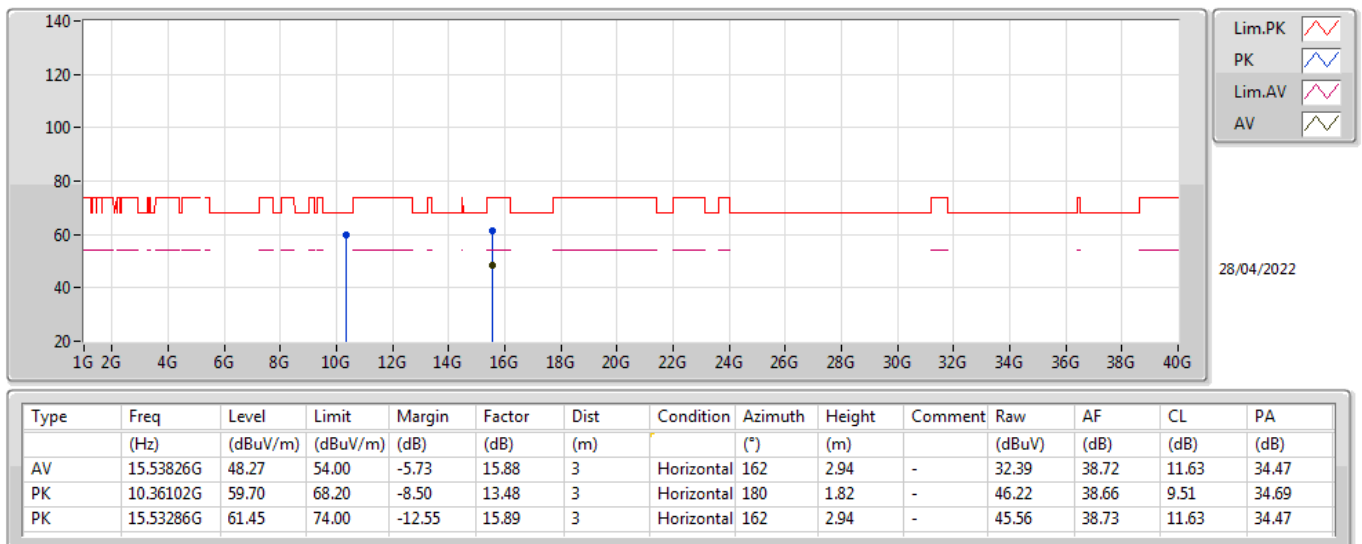
## 802.11a\_Nss1,(6Mbps)\_2TX

### 5180MHz\_TX



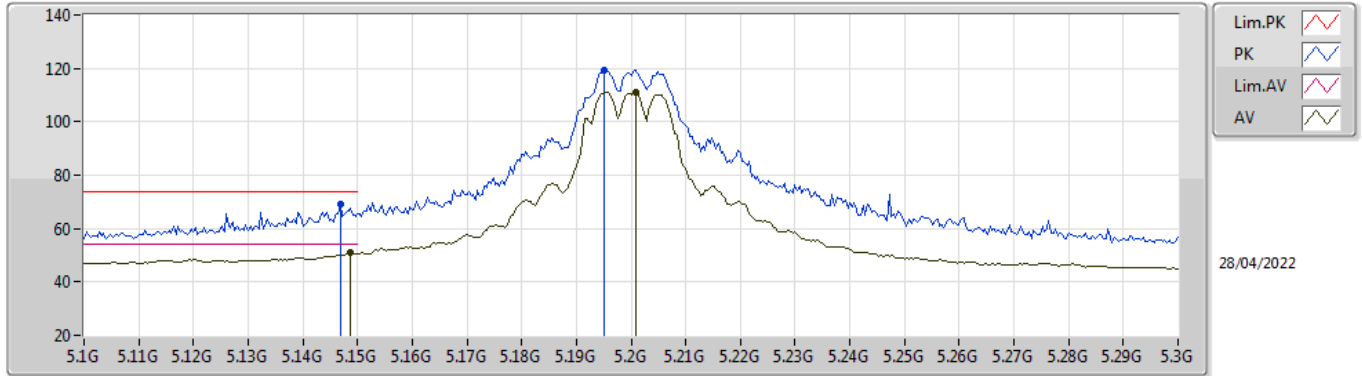
## 802.11a\_Nss1,(6Mbps)\_2TX

### 5180MHz\_TX



## 802.11a\_Nss1,(6Mbps)\_2TX

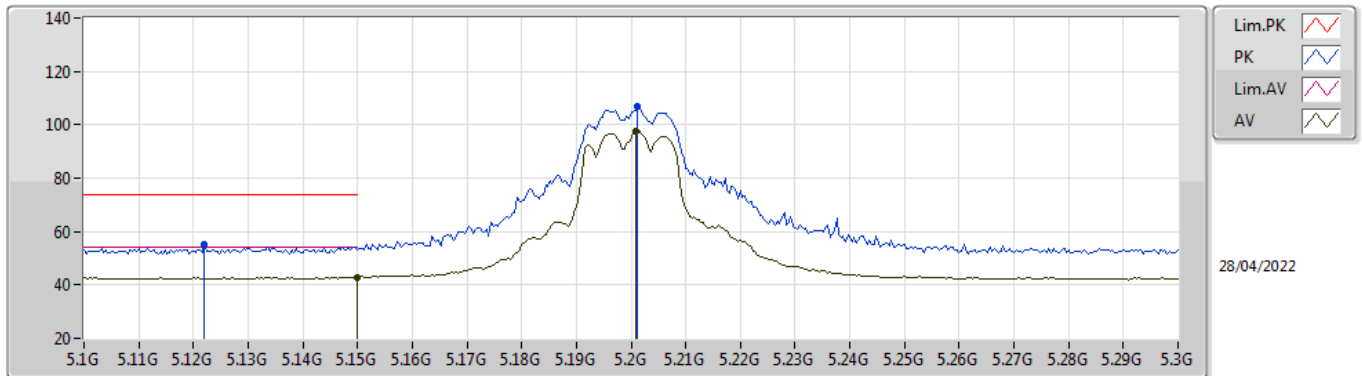
### 5200MHz\_TX



Type	Freq (Hz)	Level (dBuV/m)	Limit (dBuV/m)	Margin (dB)	Factor (dB)	Dist (m)	Condition	Azimuth (°)	Height (m)	Comment	Raw (dBuV)	AF (dB)	CL (dB)	PA (dB)
AV	5.1488G	50.82	54.00	-3.18	5.15	3	Vertical	37	1.50	-	45.67	33.10	6.49	34.44
AV	5.2008G	111.21	Inf	-Inf	5.09	3	Vertical	37	1.50	-	106.12	33.00	6.53	34.44
PK	5.1468G	69.17	74.00	-4.83	5.16	3	Vertical	37	1.50	-	64.01	33.11	6.49	34.44
PK	5.1952G	119.36	Inf	-Inf	5.10	3	Vertical	37	1.50	-	114.26	33.01	6.53	34.44

## 802.11a\_Nss1,(6Mbps)\_2TX

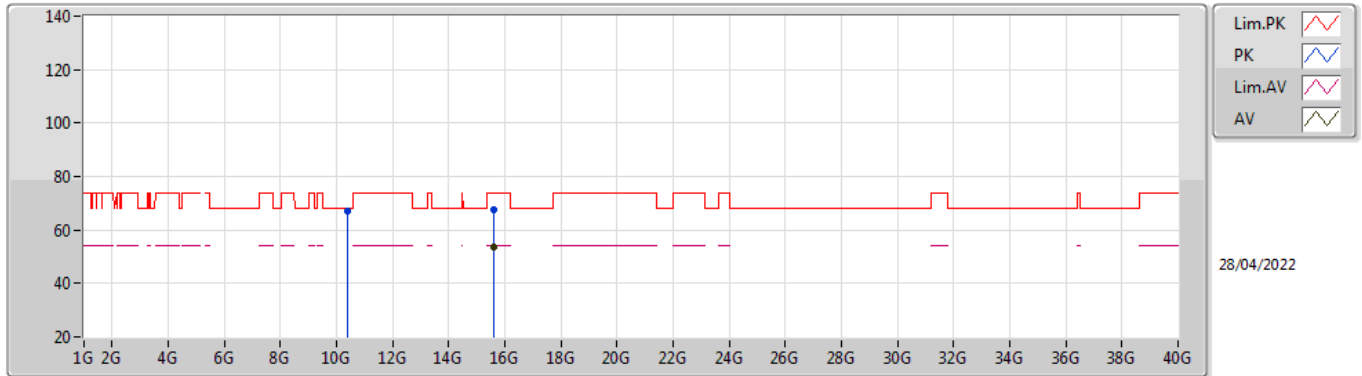
### 5200MHz\_TX



Type	Freq (Hz)	Level (dBuV/m)	Limit (dBuV/m)	Margin (dB)	Factor (dB)	Dist (m)	Condition	Azimuth (°)	Height (m)	Comment	Raw (dBuV)	AF (dB)	CL (dB)	PA (dB)
AV	5.15G	42.99	54.00	-11.01	5.15	3	Horizontal	335	1.32	-	37.84	33.10	6.49	34.44
AV	5.2008G	97.74	Inf	-Inf	5.09	3	Horizontal	335	1.32	-	92.65	33.00	6.53	34.44
PK	5.122G	54.92	74.00	-19.08	5.19	3	Horizontal	335	1.32	-	49.73	33.16	6.47	34.44
PK	5.2012G	106.69	Inf	-Inf	5.09	3	Horizontal	335	1.32	-	101.60	33.00	6.53	34.44

## 802.11a\_Nss1,(6Mbps)\_2TX

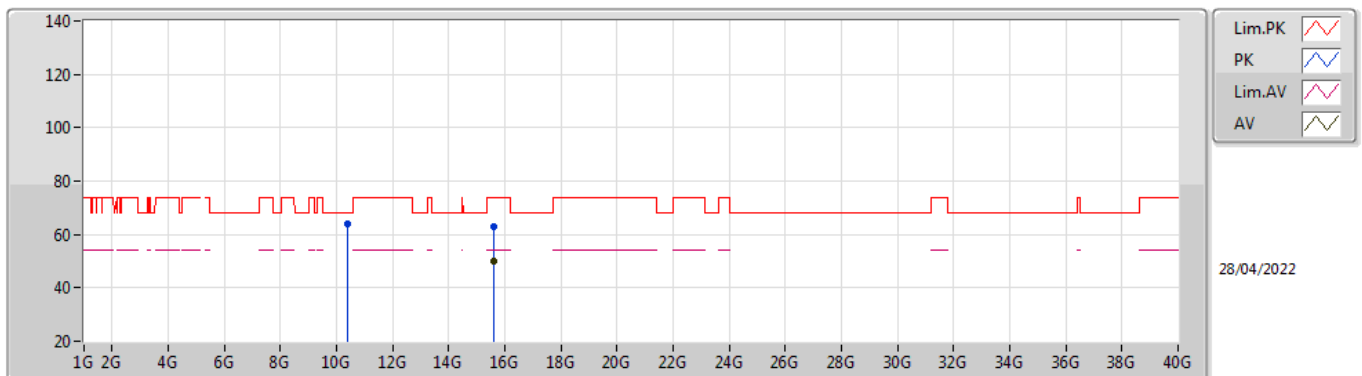
### 5200MHz\_TX



Type	Freq (Hz)	Level (dBuV/m)	Limit (dBuV/m)	Margin (dB)	Factor (dB)	Dist (m)	Condition	Azimuth (°)	Height (m)	Comment	Raw (dBuV)	AF (dB)	CL (dB)	PA (dB)
AV	15.60018G	53.68	54.00	-0.32	15.75	3	Vertical	146	2.01	-	37.93	38.60	11.66	34.51
PK	10.40018G	66.87	68.20	-1.33	13.59	3	Vertical	28	2.06	-	53.28	38.70	9.52	34.63
PK	15.60498G	67.64	74.00	-6.36	15.73	3	Vertical	146	2.01	-	51.91	38.59	11.66	34.52

## 802.11a\_Nss1,(6Mbps)\_2TX

### 5200MHz\_TX

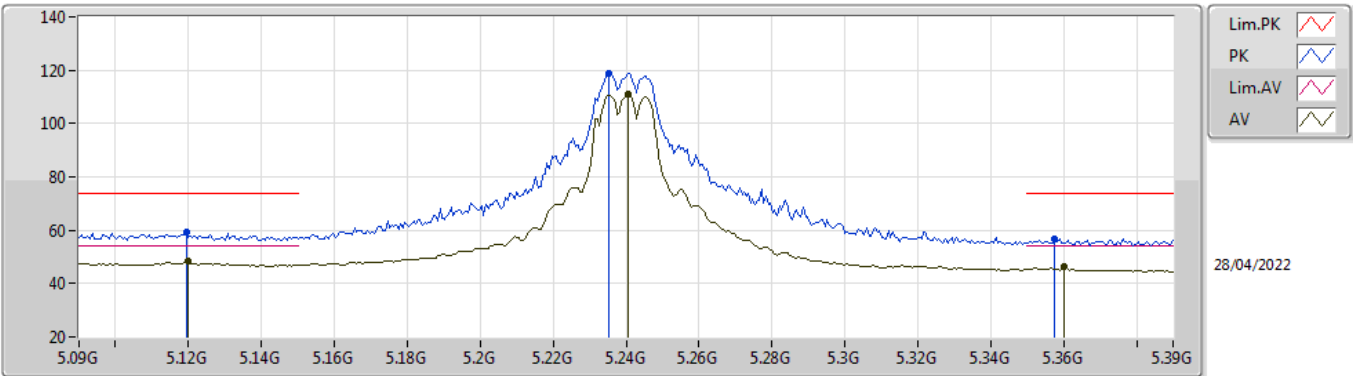


Type	Freq (Hz)	Level (dBuV/m)	Limit (dBuV/m)	Margin (dB)	Factor (dB)	Dist (m)	Condition	Azimuth (°)	Height (m)	Comment	Raw (dBuV)	AF (dB)	CL (dB)	PA (dB)
AV	15.60054G	49.81	54.00	-4.19	15.75	3	Horizontal	160	2.71	-	34.06	38.60	11.66	34.51
PK	10.40216G	64.18	68.20	-4.02	13.59	3	Horizontal	140	3.00	-	50.59	38.70	9.52	34.63
PK	15.60078G	62.91	74.00	-11.09	15.75	3	Horizontal	160	2.71	-	47.16	38.60	11.66	34.51



## 802.11a\_Nss1,(6Mbps)\_2TX

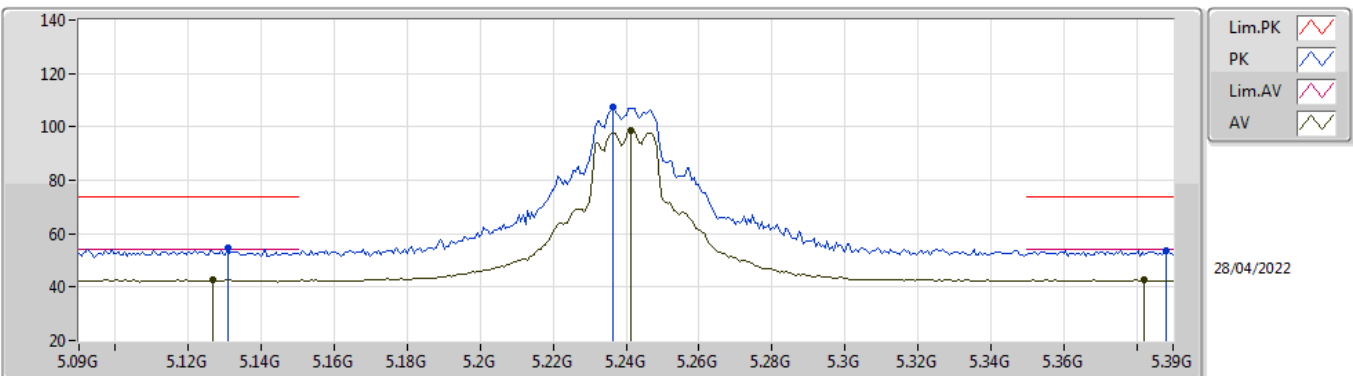
### 5240MHz\_TX



Type	Freq	Level	Limit	Margin	Factor	Dist	Condition	Azimuth	Height	Comment	Raw	AF	CL	PA
	(Hz)	(dBuV/m)	(dBuV/m)	(dB)	(dB)	(m)		(°)	(m)		(dBuV)	(dB)	(dB)	(dB)
AV	5.12G	48.20	54.00	-5.80	5.19	3	Vertical	37	1.35	-	43.01	33.16	6.47	34.44
AV	5.2406G	111.16	Inf	-Inf	5.06	3	Vertical	37	1.35	-	106.10	32.92	6.58	34.44
AV	5.36G	46.15	54.00	-7.85	5.18	3	Vertical	37	1.35	-	40.97	32.92	6.71	34.45
PK	5.1194G	59.07	74.00	-14.93	5.19	3	Vertical	37	1.35	-	53.88	33.16	6.47	34.44
PK	5.2352G	118.83	Inf	-Inf	5.06	3	Vertical	37	1.35	-	113.77	32.93	6.57	34.44
PK	5.3576G	56.90	74.00	-17.10	5.18	3	Vertical	37	1.35	-	51.72	32.92	6.71	34.45

## 802.11a\_Nss1,(6Mbps)\_2TX

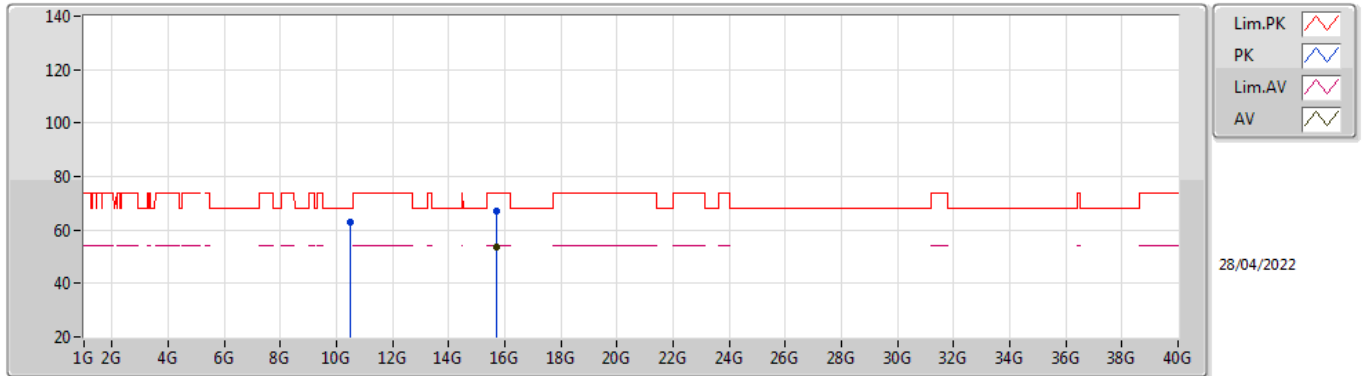
### 5240MHz\_TX



Type	Freq	Level	Limit	Margin	Factor	Dist	Condition	Azimuth	Height	Comment	Raw	AF	CL	PA
	(Hz)	(dBuV/m)	(dBuV/m)	(dB)	(dB)	(m)		(°)	(m)		(dBuV)	(dB)	(dB)	(dB)
AV	5.1266G	42.62	54.00	-11.38	5.18	3	Horizontal	336	1.14	-	37.44	33.15	6.47	34.44
AV	5.2412G	98.83	Inf	-Inf	5.06	3	Horizontal	336	1.14	-	93.77	32.92	6.58	34.44
AV	5.3822G	42.66	54.00	-11.34	5.25	3	Horizontal	336	1.14	-	37.41	32.96	6.74	34.45
PK	5.1308G	54.61	74.00	-19.39	5.18	3	Horizontal	336	1.14	-	49.43	33.14	6.48	34.44
PK	5.2364G	107.21	Inf	-Inf	5.06	3	Horizontal	336	1.14	-	102.15	32.93	6.57	34.44
PK	5.3882G	53.86	74.00	-20.14	5.28	3	Horizontal	336	1.14	-	48.58	32.98	6.75	34.45

# 802.11a\_Nss1,(6Mbps)\_2TX

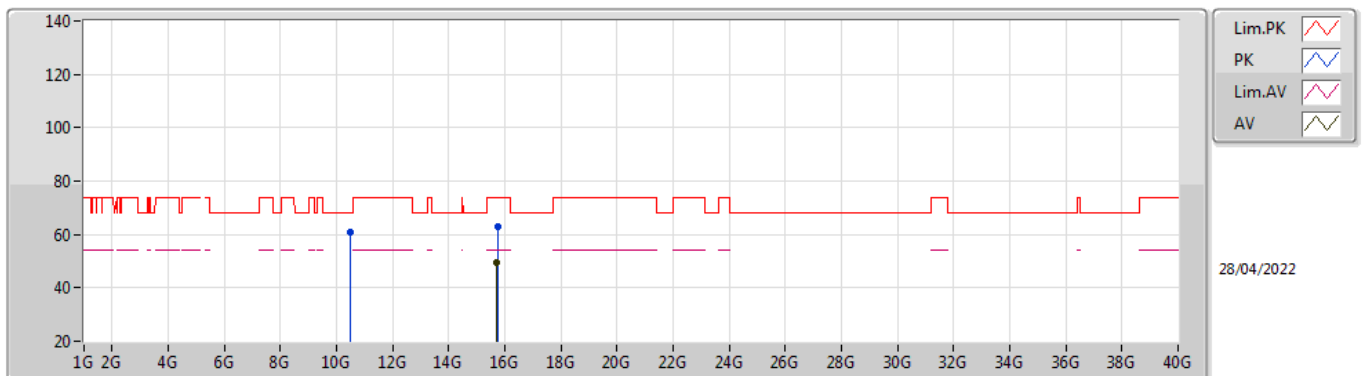
## 5240MHz\_TX



Type	Freq (Hz)	Level (dBuV/m)	Limit (dBuV/m)	Margin (dB)	Factor (dB)	Dist (m)	Condition	Azimuth (°)	Height (m)	Comment	Raw (dBuV)	AF (dB)	CL (dB)	PA (dB)
AV	15.72G	53.74	54.00	-0.26	15.54	3	Vertical	144	2.04	-	38.20	38.42	11.71	34.59
PK	10.4815G	63.18	68.20	-5.02	13.66	3	Vertical	22	1.34	-	49.52	38.62	9.55	34.51
PK	15.71988G	66.88	74.00	-7.12	15.54	3	Vertical	144	2.04	-	51.34	38.42	11.71	34.59

# 802.11a\_Nss1,(6Mbps)\_2TX

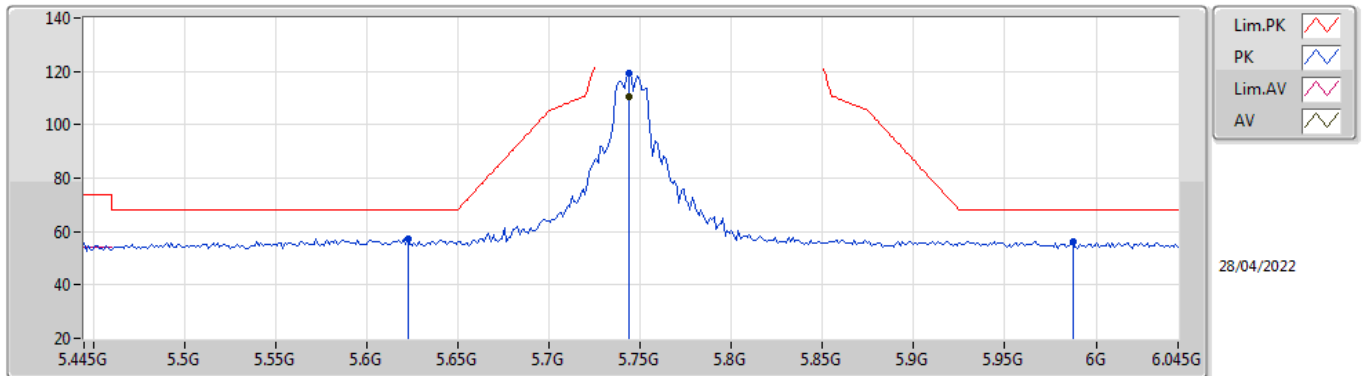
## 5240MHz\_TX



Type	Freq (Hz)	Level (dBuV/m)	Limit (dBuV/m)	Margin (dB)	Factor (dB)	Dist (m)	Condition	Azimuth (°)	Height (m)	Comment	Raw (dBuV)	AF (dB)	CL (dB)	PA (dB)
AV	15.7191G	49.74	54.00	-4.26	15.54	3	Horizontal	334	3.00	-	34.20	38.42	11.71	34.59
PK	10.47694G	61.06	68.20	-7.14	13.65	3	Horizontal	51	2.99	-	47.41	38.62	9.55	34.52
PK	15.72966G	62.88	74.00	-11.12	15.55	3	Horizontal	334	3.00	-	47.33	38.43	11.72	34.60

## 802.11a\_Nss1,(6Mbps)\_2TX

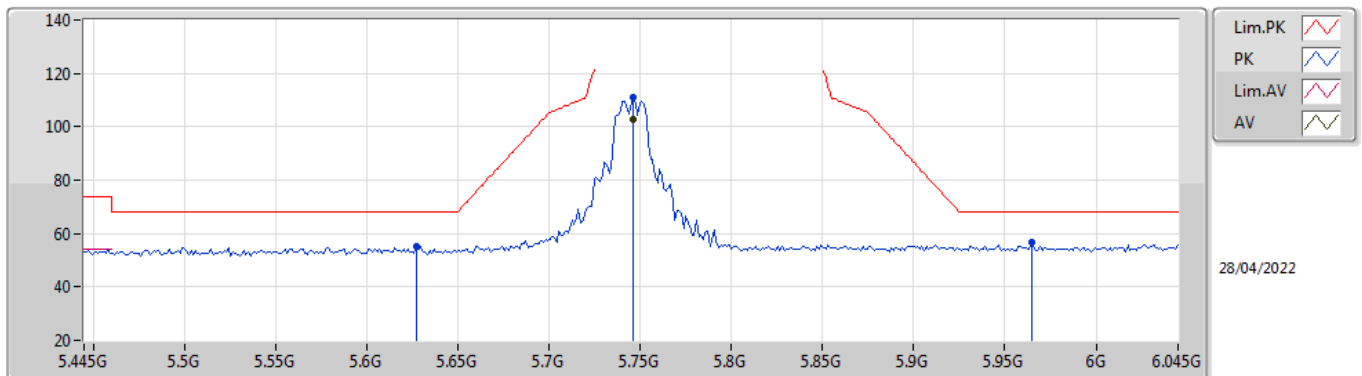
### 5745MHz\_TX



Type	Freq (Hz)	Level (dBuV/m)	Limit (dBuV/m)	Margin (dB)	Factor (dB)	Dist (m)	Condition	Azimuth (°)	Height (m)	Comment	Raw (dBuV)	AF (dB)	CL (dB)	PA (dB)
AV	5.7438G	110.74	Inf	-Inf	6.17	3	Vertical	7	1.38	-	104.57	33.75	6.91	34.49
PK	5.6226G	57.36	68.20	-10.84	5.65	3	Vertical	7	1.38	-	51.71	33.25	6.87	34.47
PK	5.7438G	119.48	Inf	-Inf	6.17	3	Vertical	7	1.38	-	113.31	33.75	6.91	34.49
PK	5.9874G	56.41	68.20	-11.79	6.83	3	Vertical	7	1.38	-	49.58	34.25	7.10	34.52

## 802.11a\_Nss1,(6Mbps)\_2TX

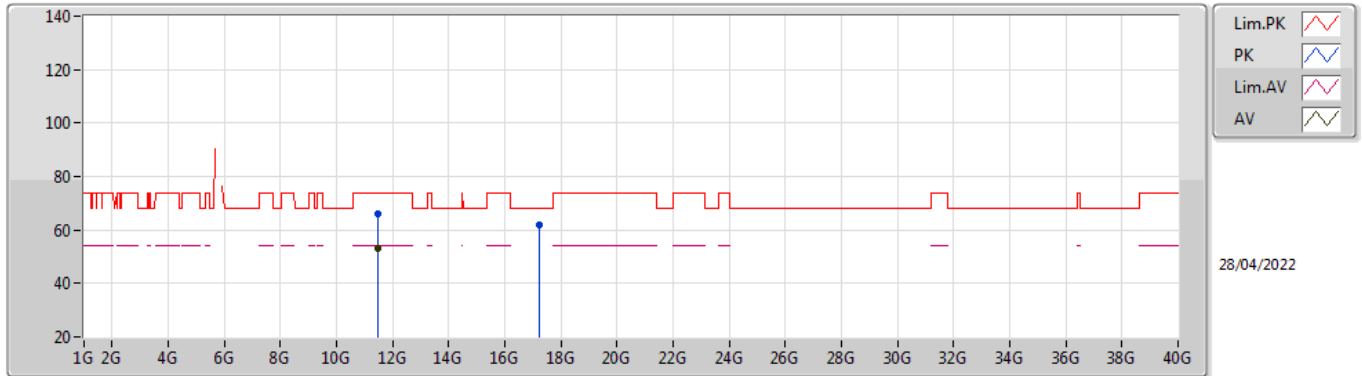
### 5745MHz\_TX



Type	Freq (Hz)	Level (dBuV/m)	Limit (dBuV/m)	Margin (dB)	Factor (dB)	Dist (m)	Condition	Azimuth (°)	Height (m)	Comment	Raw (dBuV)	AF (dB)	CL (dB)	PA (dB)
AV	5.7462G	102.90	Inf	-Inf	6.19	3	Horizontal	160	2.17	-	96.71	33.77	6.91	34.49
PK	5.6274G	55.25	68.20	-12.95	5.64	3	Horizontal	160	2.17	-	49.61	33.25	6.87	34.48
PK	5.7462G	111.10	Inf	-Inf	6.19	3	Horizontal	160	2.17	-	104.91	33.77	6.91	34.49
PK	5.9646G	56.64	68.20	-11.56	6.90	3	Horizontal	160	2.17	-	49.74	34.34	7.08	34.52

## 802.11a\_Nss1,(6Mbps)\_2TX

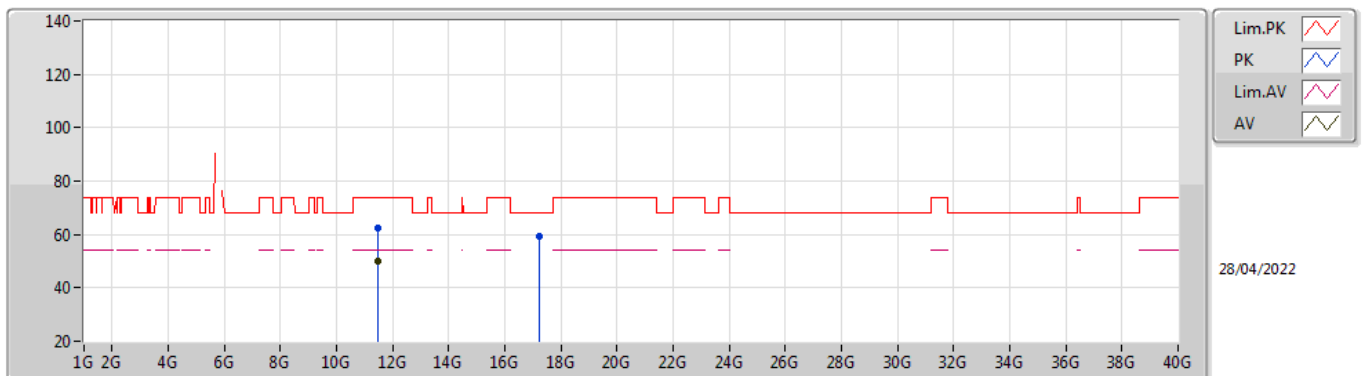
### 5745MHz\_TX



Type	Freq (Hz)	Level (dBuV/m)	Limit (dBuV/m)	Margin (dB)	Factor (dB)	Dist (m)	Condition	Azimuth (°)	Height (m)	Comment	Raw (dBuV)	AF (dB)	CL (dB)	PA (dB)
AV	11.4903G	52.90	54.00	-1.10	14.95	3	Vertical	125	2.78	-	37.95	39.00	9.91	33.96
PK	11.4954G	66.27	74.00	-7.73	14.96	3	Vertical	125	2.78	-	51.31	39.00	9.91	33.95
PK	17.24382G	61.72	68.20	-6.48	16.72	3	Vertical	134	2.07	-	45.00	38.44	12.33	34.05

## 802.11a\_Nss1,(6Mbps)\_2TX

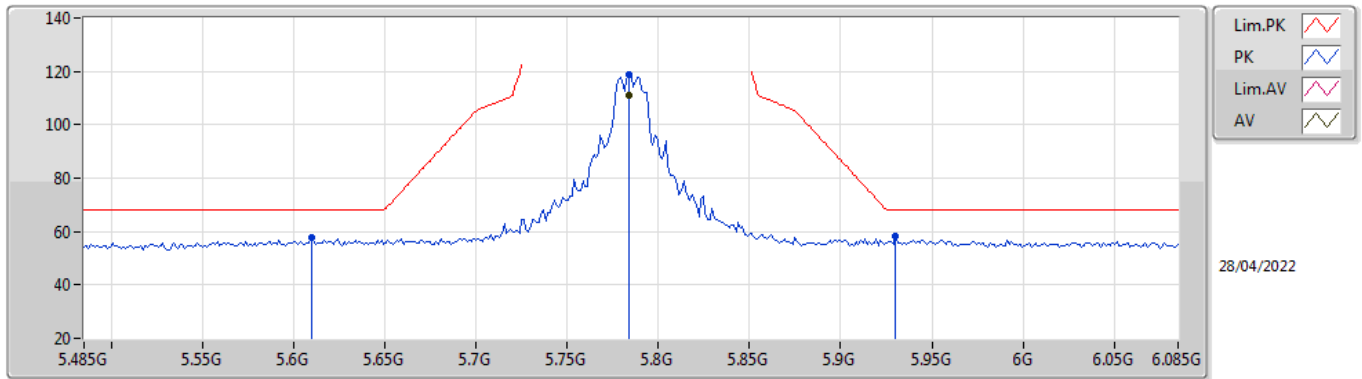
### 5745MHz\_TX



Type	Freq (Hz)	Level (dBuV/m)	Limit (dBuV/m)	Margin (dB)	Factor (dB)	Dist (m)	Condition	Azimuth (°)	Height (m)	Comment	Raw (dBuV)	AF (dB)	CL (dB)	PA (dB)
AV	11.48982G	49.75	54.00	-4.25	14.95	3	Horizontal	344	2.17	-	34.80	39.00	9.91	33.96
PK	11.4903G	62.17	74.00	-11.83	14.95	3	Horizontal	344	2.17	-	47.22	39.00	9.91	33.96
PK	17.2305G	59.11	68.20	-9.09	16.72	3	Horizontal	64	1.90	-	42.39	38.43	12.33	34.04

## 802.11a\_Nss1,(6Mbps)\_2TX

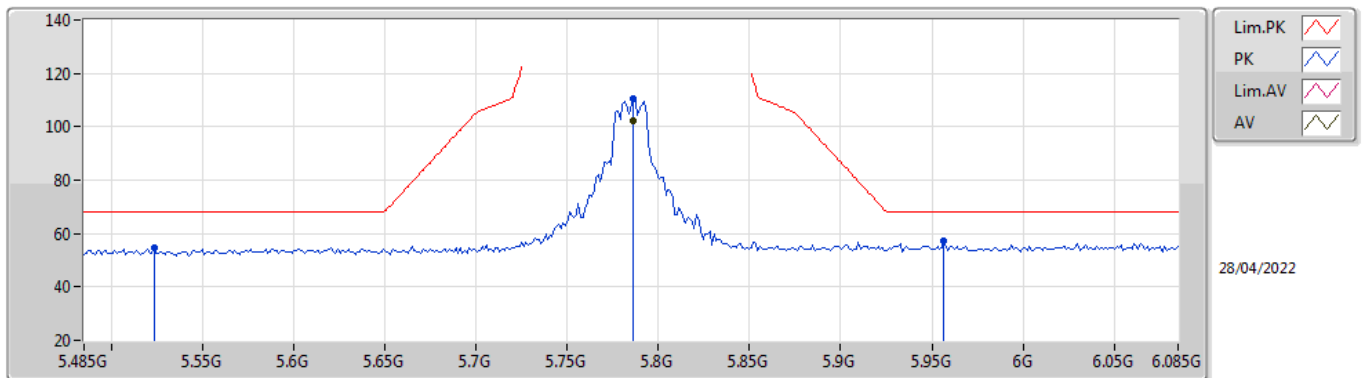
### 5785MHz\_TX



Type	Freq (Hz)	Level (dBuV/m)	Limit (dBuV/m)	Margin (dB)	Factor (dB)	Dist (m)	Condition	Azimuth (°)	Height (m)	Comment	Raw (dBuV)	AF (dB)	CL (dB)	PA (dB)
AV	5.7838G	110.88	Inf	-Inf	6.30	3	Vertical	8	1.47	-	104.58	33.87	6.92	34.49
PK	5.6098G	57.61	68.20	-10.59	5.61	3	Vertical	8	1.47	-	52.00	33.22	6.86	34.47
PK	5.7838G	118.73	Inf	-Inf	6.30	3	Vertical	8	1.47	-	112.43	33.87	6.92	34.49
PK	5.9302G	58.07	68.20	-10.13	6.82	3	Vertical	8	1.47	-	51.25	34.28	7.05	34.51

## 802.11a\_Nss1,(6Mbps)\_2TX

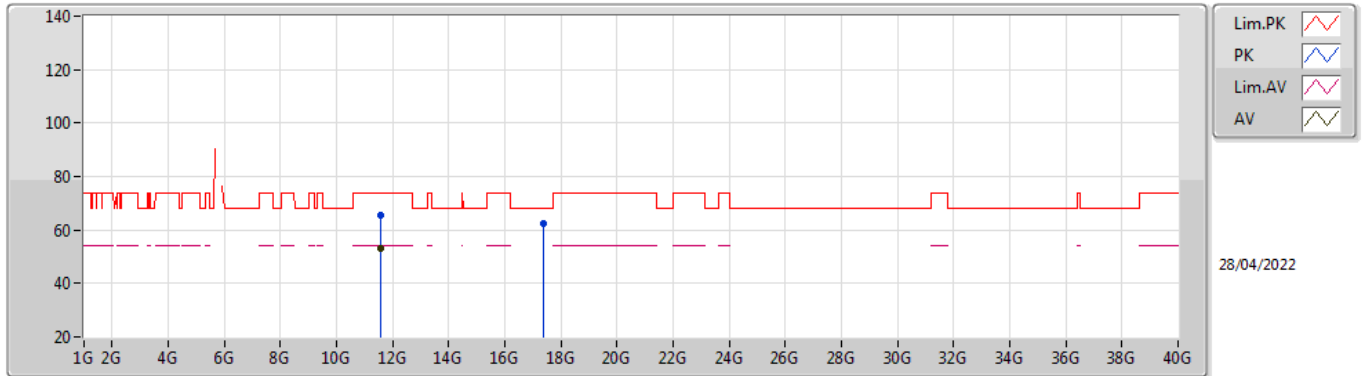
### 5785MHz\_TX



Type	Freq (Hz)	Level (dBuV/m)	Limit (dBuV/m)	Margin (dB)	Factor (dB)	Dist (m)	Condition	Azimuth (°)	Height (m)	Comment	Raw (dBuV)	AF (dB)	CL (dB)	PA (dB)
AV	5.7862G	102.34	Inf	-Inf	6.31	3	Horizontal	157	2.00	-	96.03	33.87	6.93	34.49
PK	5.5234G	54.48	68.20	-13.72	5.47	3	Horizontal	157	2.00	-	49.01	33.11	6.82	34.46
PK	5.7862G	110.27	Inf	-Inf	6.31	3	Horizontal	157	2.00	-	103.96	33.87	6.93	34.49
PK	5.9566G	57.44	68.20	-10.76	6.93	3	Horizontal	157	2.00	-	50.51	34.37	7.07	34.51

# 802.11a\_Nss1,(6Mbps)\_2TX

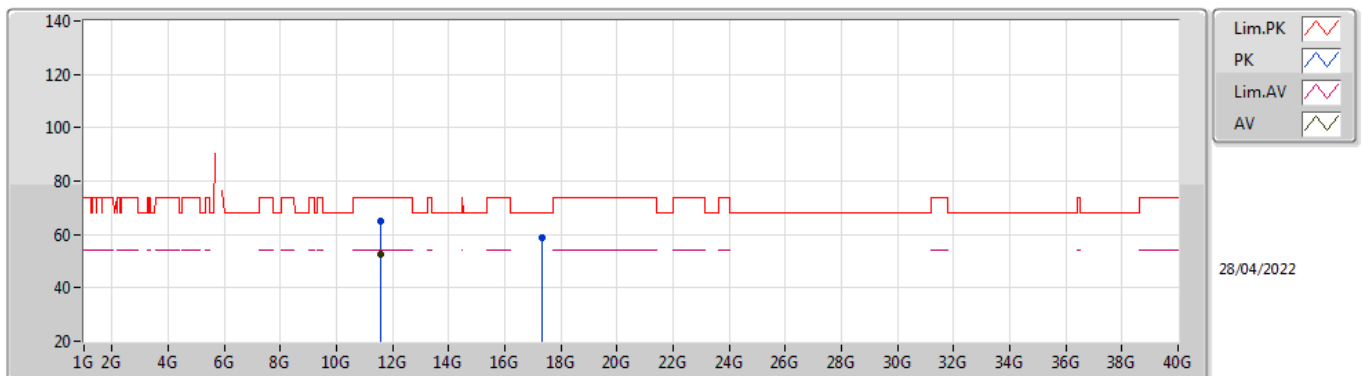
## 5785MHz\_TX



Type	Freq (Hz)	Level (dBuV/m)	Limit (dBuV/m)	Margin (dB)	Factor (dB)	Dist (m)	Condition	Azimuth (°)	Height (m)	Comment	Raw (dBuV)	AF (dB)	CL (dB)	PA (dB)
AV	11.57144G	52.99	54.00	-1.01	14.88	3	Vertical	22	1.86	-	38.11	38.93	9.94	33.99
PK	11.57186G	65.65	74.00	-8.35	14.88	3	Vertical	22	1.86	-	50.77	38.93	9.94	33.99
PK	17.35608G	62.60	68.20	-5.60	16.91	3	Vertical	134	2.13	-	45.69	38.67	12.38	34.14

# 802.11a\_Nss1,(6Mbps)\_2TX

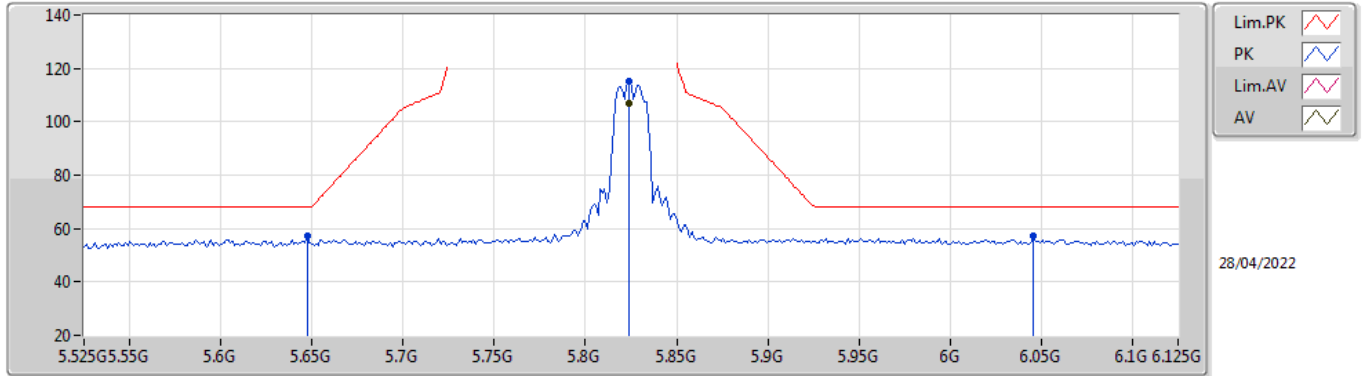
## 5785MHz\_TX



Type	Freq (Hz)	Level (dBuV/m)	Limit (dBuV/m)	Margin (dB)	Factor (dB)	Dist (m)	Condition	Azimuth (°)	Height (m)	Comment	Raw (dBuV)	AF (dB)	CL (dB)	PA (dB)
AV	11.57132G	52.82	54.00	-1.18	14.88	3	Horizontal	55	2.71	-	37.94	38.93	9.94	33.99
PK	11.57126G	65.25	74.00	-8.75	14.88	3	Horizontal	55	2.71	-	50.37	38.93	9.94	33.99
PK	17.34816G	58.56	68.20	-9.64	16.89	3	Horizontal	68	1.89	-	41.67	38.64	12.38	34.13

## 802.11a\_Nss1,(6Mbps)\_2TX

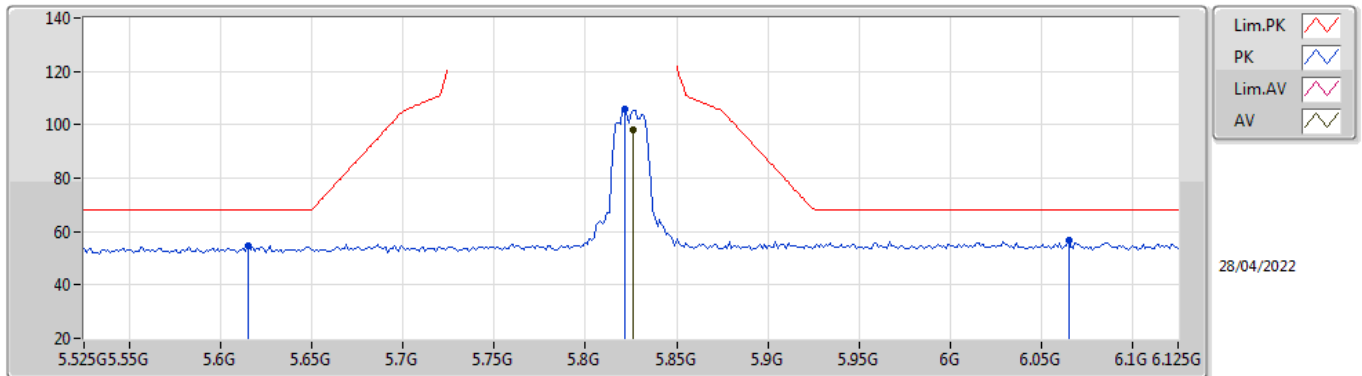
### 5825MHz\_TX



Type	Freq (Hz)	Level (dBuV/m)	Limit (dBuV/m)	Margin (dB)	Factor (dB)	Dist (m)	Condition	Azimuth (°)	Height (m)	Comment	Raw (dBuV)	AF (dB)	CL (dB)	PA (dB)
AV	5.8238G	106.85	Inf	-Inf	6.49	3	Vertical	8	1.34	-	100.36	34.04	6.95	34.50
PK	5.6474G	57.50	68.20	-10.70	5.69	3	Vertical	8	1.34	-	51.81	33.29	6.88	34.48
PK	5.8238G	115.05	Inf	-Inf	6.49	3	Vertical	8	1.34	-	108.56	34.04	6.95	34.50
PK	6.0458G	57.14	68.20	-11.06	6.98	3	Vertical	8	1.34	-	50.16	34.38	7.13	34.53

## 802.11a\_Nss1,(6Mbps)\_2TX

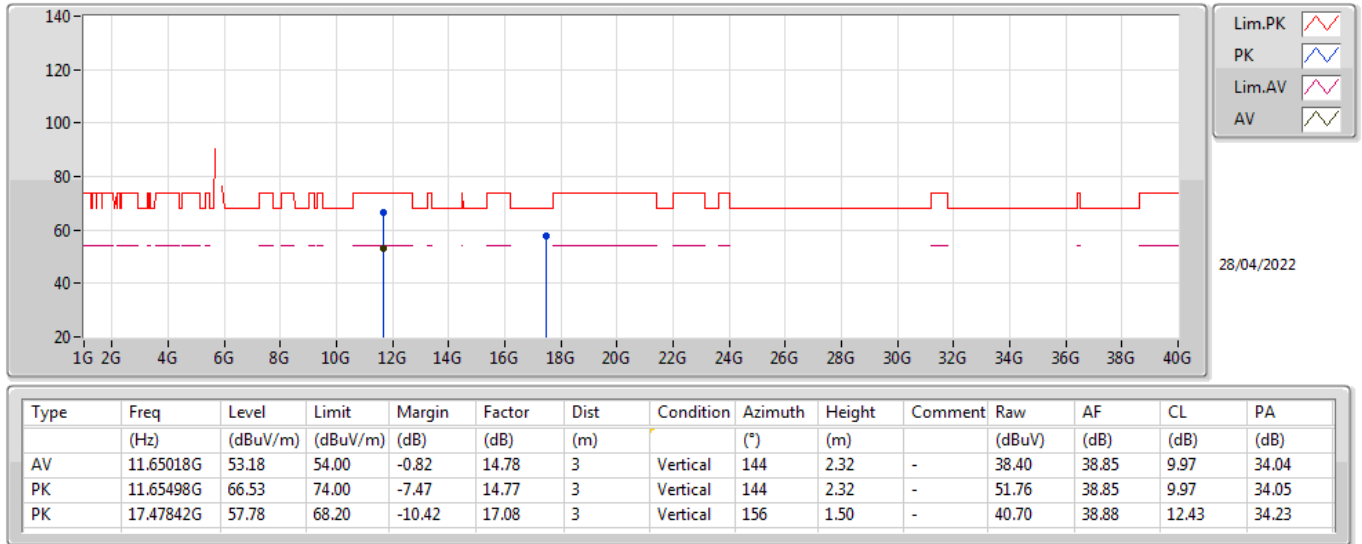
### 5825MHz\_TX



Type	Freq (Hz)	Level (dBuV/m)	Limit (dBuV/m)	Margin (dB)	Factor (dB)	Dist (m)	Condition	Azimuth (°)	Height (m)	Comment	Raw (dBuV)	AF (dB)	CL (dB)	PA (dB)
AV	5.8262G	98.08	Inf	-Inf	6.51	3	Horizontal	159	2.20	-	91.57	34.06	6.95	34.50
PK	5.615G	54.73	68.20	-13.47	5.63	3	Horizontal	159	2.20	-	49.10	33.23	6.87	34.47
PK	5.8214G	105.75	Inf	-Inf	6.48	3	Horizontal	159	2.20	-	99.27	34.03	6.95	34.50
PK	6.065G	56.90	68.20	-11.30	6.93	3	Horizontal	159	2.20	-	49.97	34.34	7.13	34.54

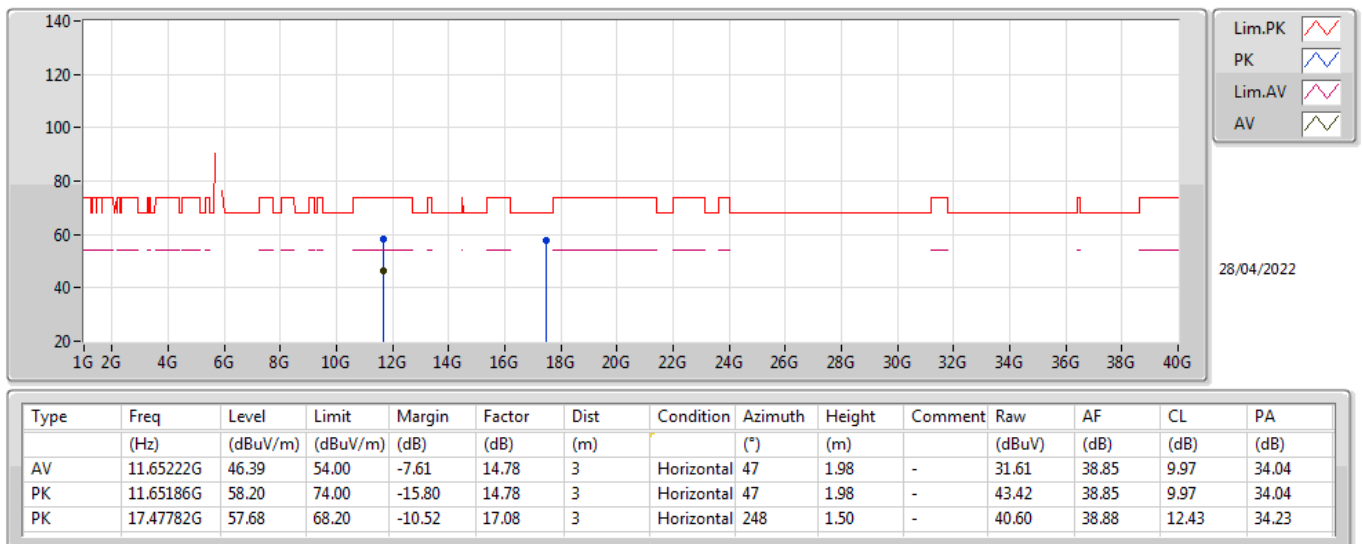
# 802.11a\_Nss1,(6Mbps)\_2TX

## 5825MHz\_TX



# 802.11a\_Nss1,(6Mbps)\_2TX

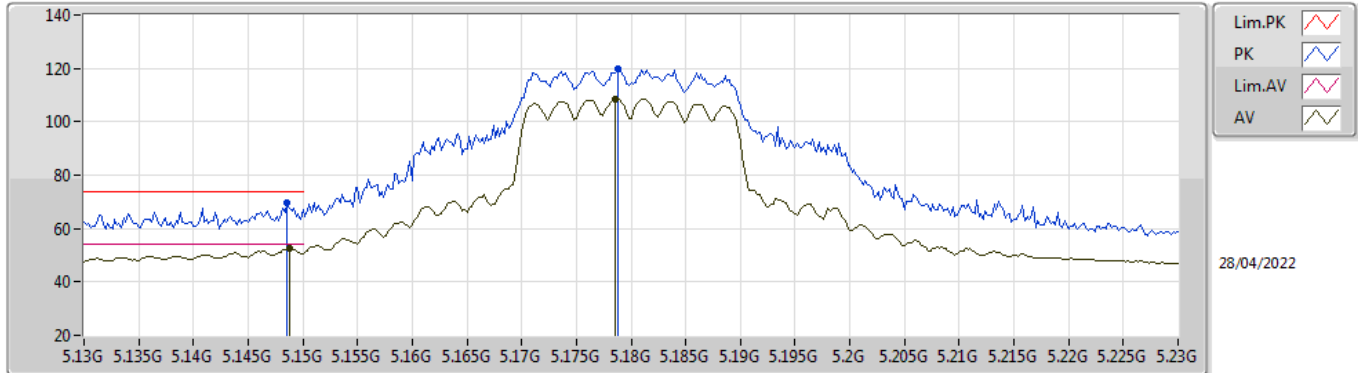
## 5825MHz\_TX





# 802.11ax HEW20\_Nss1,(MCS0)\_2TX

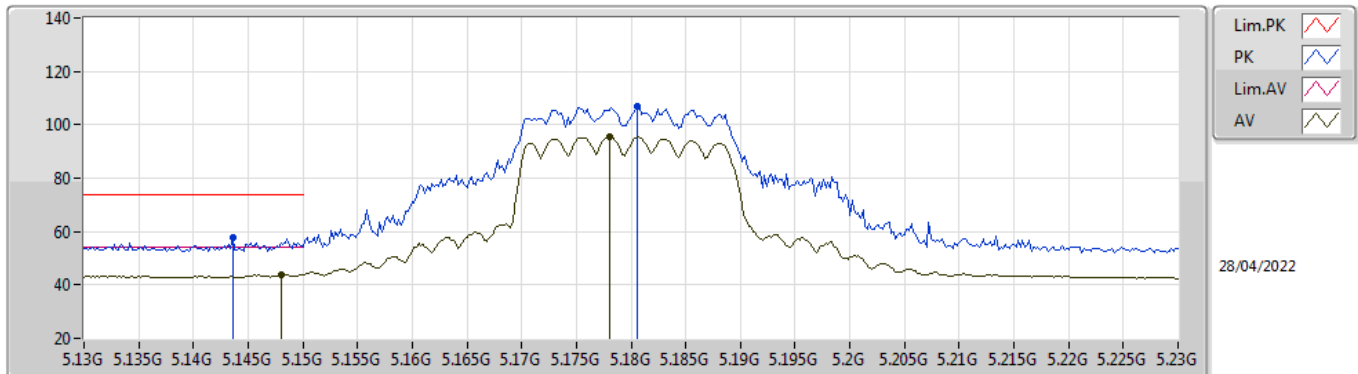
## 5180MHz\_TX



Type	Freq	Level	Limit	Margin	Factor	Dist	Condition	Azimuth	Height	Comment	Raw	AF	CL	PA
	(Hz)	(dBuV/m)	(dBuV/m)	(dB)	(dB)	(m)		(°)	(m)		(dBuV)	(dB)	(dB)	(dB)
AV	5.1488G	52.57	54.00	-1.43	5.15	3	Vertical	0	1.50	-	47.42	33.10	6.49	34.44
AV	5.1786G	108.56	Inf	-Inf	5.11	3	Vertical	0	1.50	-	103.45	33.04	6.51	34.44
PK	5.1486G	69.42	74.00	-4.58	5.15	3	Vertical	0	1.50	-	64.27	33.10	6.49	34.44
PK	5.1788G	119.73	Inf	-Inf	5.11	3	Vertical	0	1.50	-	114.62	33.04	6.51	34.44

# 802.11ax HEW20\_Nss1,(MCS0)\_2TX

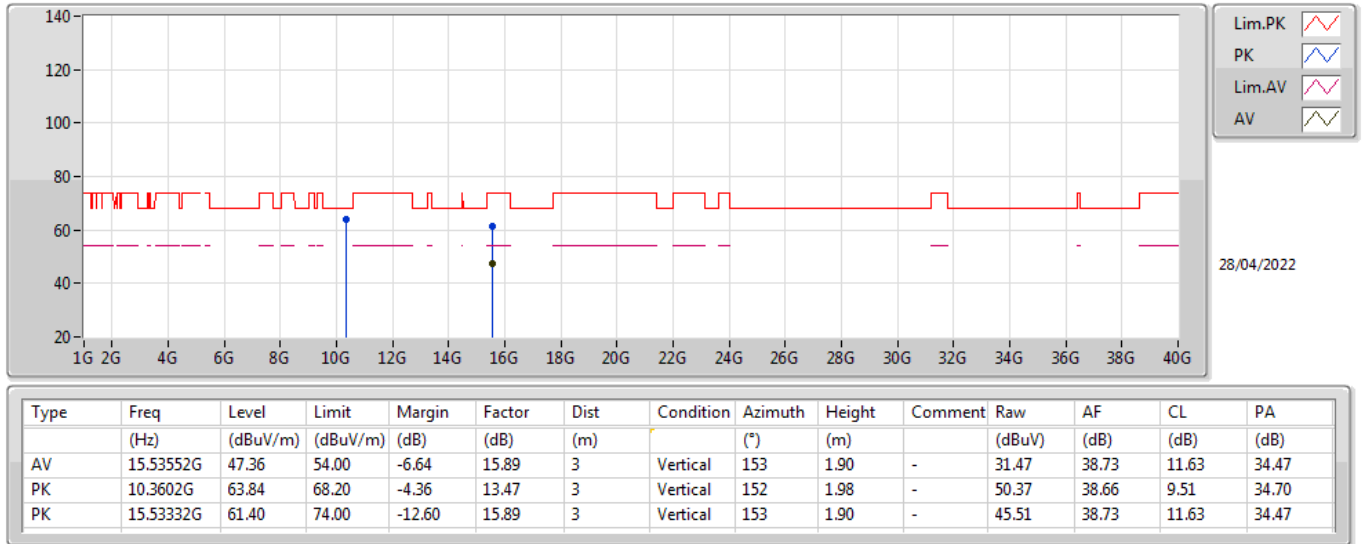
## 5180MHz\_TX



Type	Freq	Level	Limit	Margin	Factor	Dist	Condition	Azimuth	Height	Comment	Raw	AF	CL	PA
	(Hz)	(dBuV/m)	(dBuV/m)	(dB)	(dB)	(m)		(°)	(m)		(dBuV)	(dB)	(dB)	(dB)
AV	5.148G	43.98	54.00	-10.02	5.15	3	Horizontal	158	2.19	-	38.83	33.10	6.49	34.44
AV	5.178G	95.45	Inf	-Inf	5.11	3	Horizontal	158	2.19	-	90.34	33.04	6.51	34.44
PK	5.1436G	57.70	74.00	-16.30	5.16	3	Horizontal	158	2.19	-	52.54	33.11	6.49	34.44
PK	5.1806G	106.84	Inf	-Inf	5.12	3	Horizontal	158	2.19	-	101.72	33.04	6.52	34.44

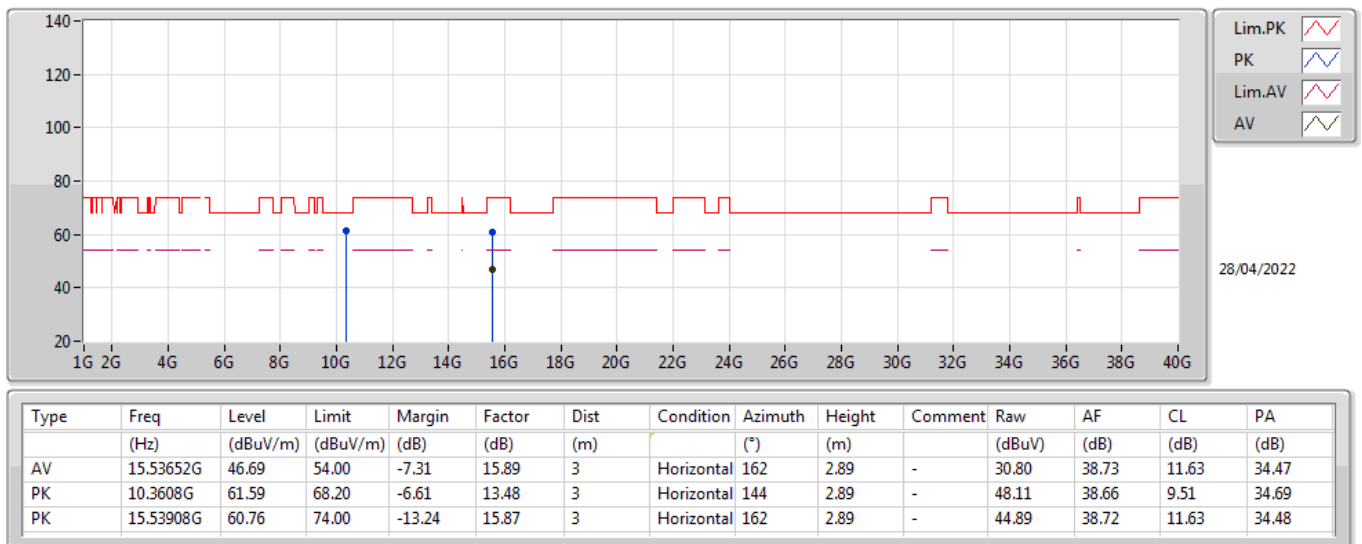
# 802.11ax HEW20\_Nss1,(MCS0)\_2TX

## 5180MHz\_TX



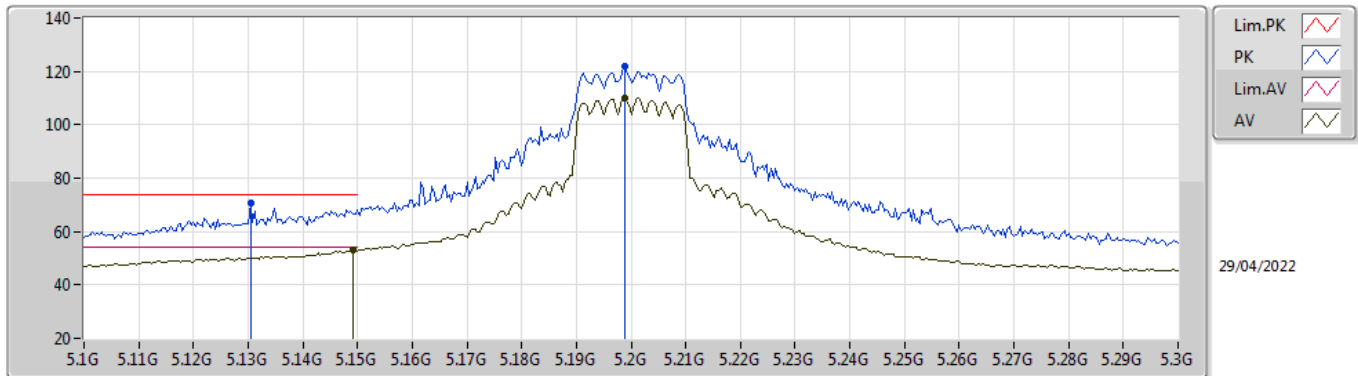
# 802.11ax HEW20\_Nss1,(MCS0)\_2TX

## 5180MHz\_TX



## 802.11ax HEW20\_Nss1,(MCS0)\_2TX

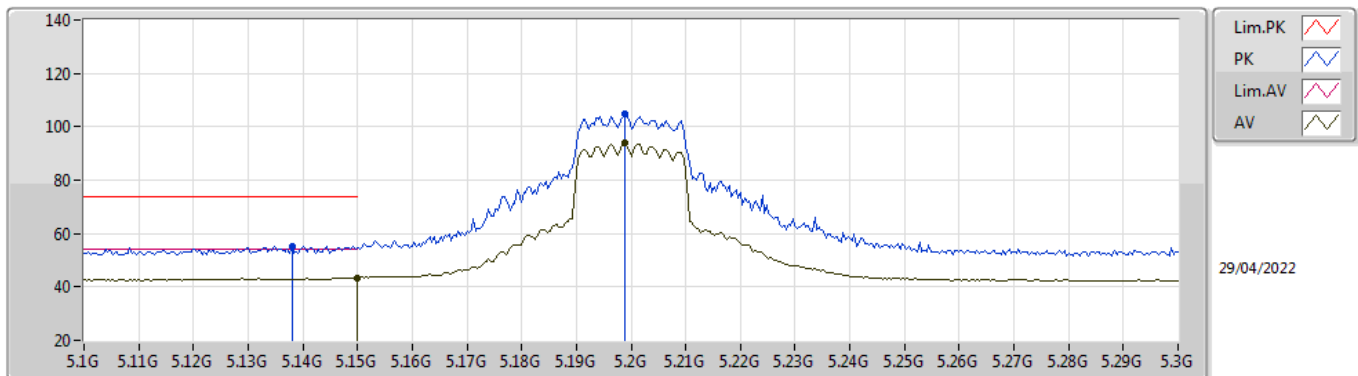
### 5200MHz\_TX



Type	Freq (Hz)	Level (dBuV/m)	Limit (dBuV/m)	Margin (dB)	Factor (dB)	Dist (m)	Condition	Azimuth (°)	Height (m)	Comment	Raw (dBuV)	AF (dB)	CL (dB)	PA (dB)
AV	5.1492G	53.00	54.00	-1.00	5.15	3	Vertical	37	1.40	-	47.85	33.10	6.49	34.44
AV	5.1988G	110.09	Inf	-Inf	5.09	3	Vertical	37	1.40	-	105.00	33.00	6.53	34.44
PK	5.1304G	70.44	74.00	-3.56	5.18	3	Vertical	37	1.40	-	65.26	33.14	6.48	34.44
PK	5.1988G	121.68	Inf	-Inf	5.09	3	Vertical	37	1.40	-	116.59	33.00	6.53	34.44

## 802.11ax HEW20\_Nss1,(MCS0)\_2TX

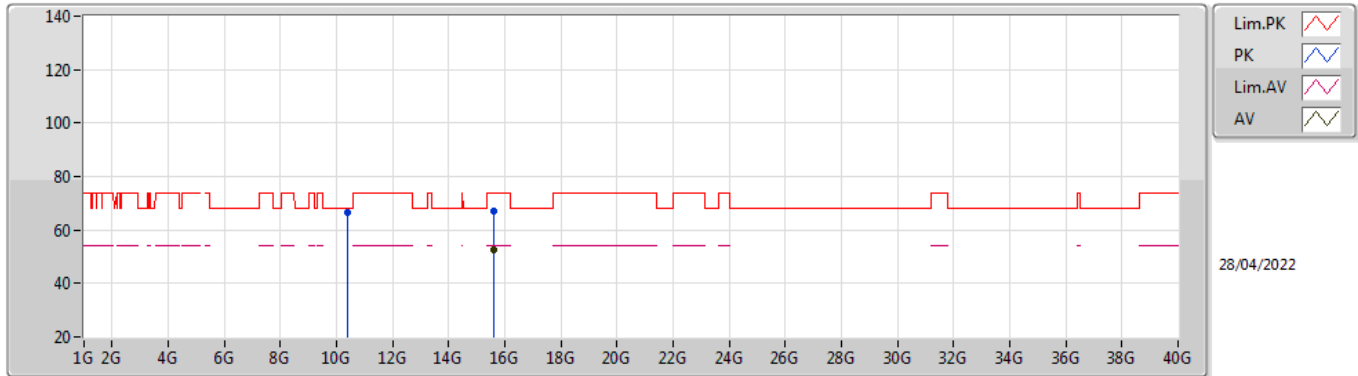
### 5200MHz\_TX



Type	Freq (Hz)	Level (dBuV/m)	Limit (dBuV/m)	Margin (dB)	Factor (dB)	Dist (m)	Condition	Azimuth (°)	Height (m)	Comment	Raw (dBuV)	AF (dB)	CL (dB)	PA (dB)
AV	5.15G	43.47	54.00	-10.53	5.15	3	Horizontal	329	1.19	-	38.32	33.10	6.49	34.44
AV	5.1988G	93.72	Inf	-Inf	5.09	3	Horizontal	329	1.19	-	88.63	33.00	6.53	34.44
PK	5.138G	55.30	74.00	-18.70	5.16	3	Horizontal	329	1.19	-	50.14	33.12	6.48	34.44
PK	5.1988G	104.91	Inf	-Inf	5.09	3	Horizontal	329	1.19	-	99.82	33.00	6.53	34.44

# 802.11ax HEW20\_Nss1,(MCS0)\_2TX

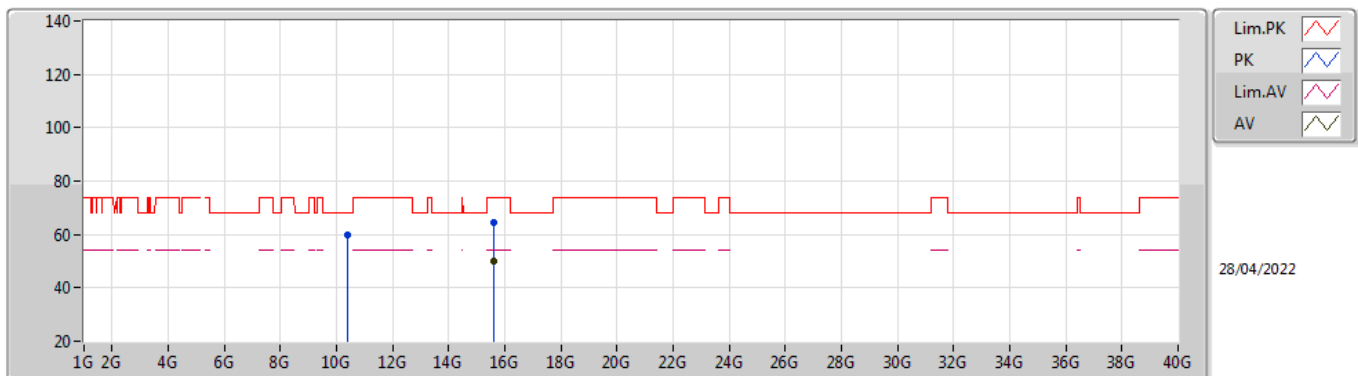
## 5200MHz\_TX



Type	Freq (Hz)	Level (dBuV/m)	Limit (dBuV/m)	Margin (dB)	Factor (dB)	Dist (m)	Condition	Azimuth (°)	Height (m)	Comment	Raw (dBuV)	AF (dB)	CL (dB)	PA (dB)
AV	15.60056G	52.81	54.00	-1.19	15.75	3	Vertical	148	2.22	-	37.06	38.60	11.66	34.51
PK	10.4026G	66.49	68.20	-1.71	13.59	3	Vertical	169	2.04	-	52.90	38.70	9.52	34.63
PK	15.60016G	67.13	74.00	-6.87	15.75	3	Vertical	148	2.22	-	51.38	38.60	11.66	34.51

# 802.11ax HEW20\_Nss1,(MCS0)\_2TX

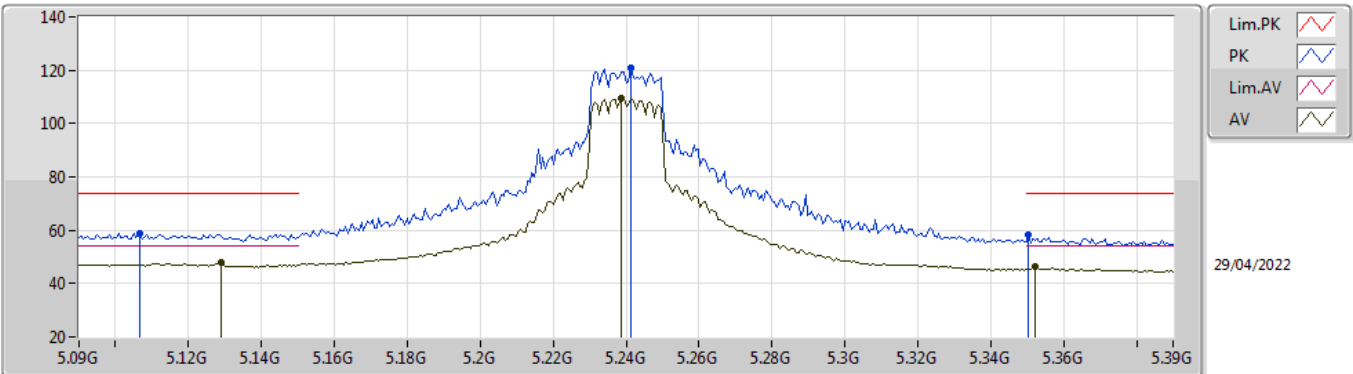
## 5200MHz\_TX



Type	Freq (Hz)	Level (dBuV/m)	Limit (dBuV/m)	Margin (dB)	Factor (dB)	Dist (m)	Condition	Azimuth (°)	Height (m)	Comment	Raw (dBuV)	AF (dB)	CL (dB)	PA (dB)
AV	15.5992G	50.21	54.00	-3.79	15.75	3	Horizontal	162	3.00	-	34.46	38.60	11.66	34.51
PK	10.39588G	59.73	68.20	-8.47	13.58	3	Horizontal	180	1.76	-	46.15	38.70	9.52	34.64
PK	15.60668G	64.31	74.00	-9.69	15.73	3	Horizontal	162	3.00	-	48.58	38.59	11.66	34.52

# 802.11ax HEW20\_Nss1,(MCS0)\_2TX

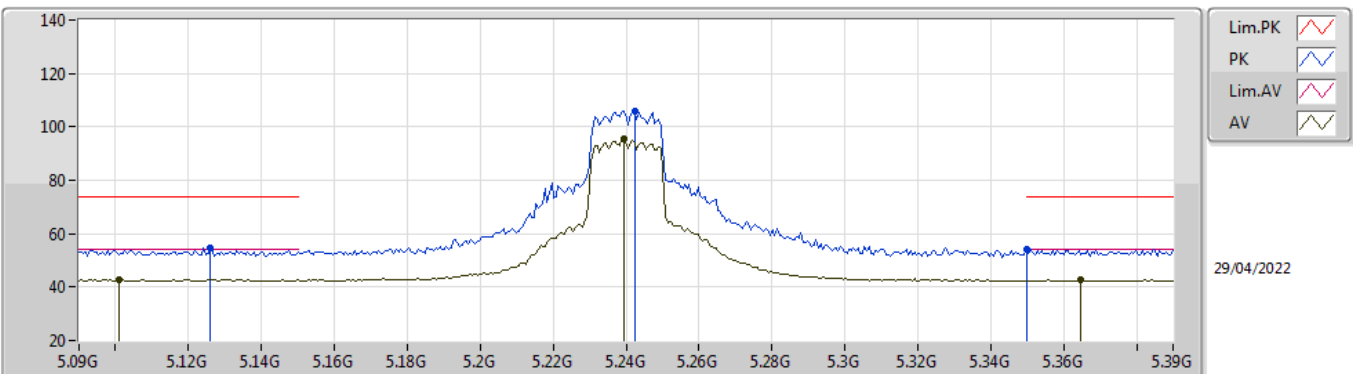
## 5240MHz\_TX



Type	Freq	Level	Limit	Margin	Factor	Dist	Condition	Azimuth	Height	Comment	Raw	AF	CL	PA
	(Hz)	(dBuV/m)	(dBuV/m)	(dB)	(dB)	(m)		(°)	(m)		(dBuV)	(dB)	(dB)	(dB)
AV	5.129G	47.84	54.00	-6.16	5.18	3	Vertical	39	1.37	-	42.66	33.14	6.48	34.44
AV	5.2388G	109.72	Inf	-Inf	5.05	3	Vertical	39	1.37	-	104.67	32.92	6.57	34.44
AV	5.3522G	46.36	54.00	-7.64	5.16	3	Vertical	39	1.37	-	41.20	32.90	6.71	34.45
PK	5.1068G	58.90	74.00	-15.10	5.21	3	Vertical	39	1.37	-	53.69	33.19	6.46	34.44
PK	5.2412G	121.01	Inf	-Inf	5.06	3	Vertical	39	1.37	-	115.95	32.92	6.58	34.44
PK	5.3504G	58.44	74.00	-15.56	5.15	3	Vertical	39	1.37	-	53.29	32.90	6.70	34.45

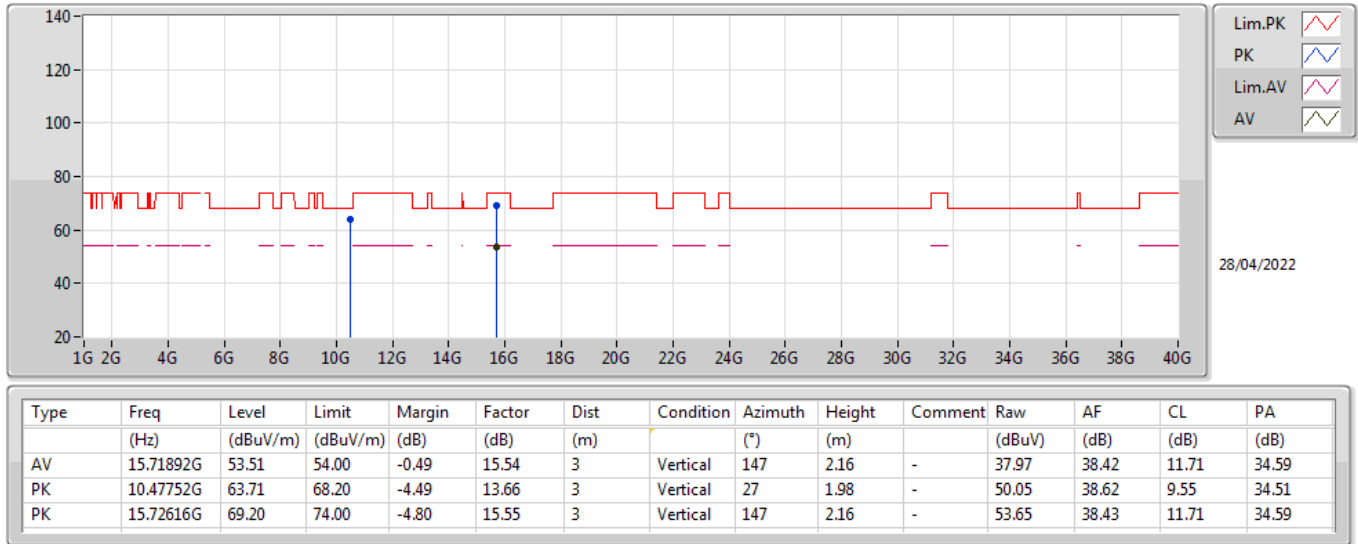
# 802.11ax HEW20\_Nss1,(MCS0)\_2TX

## 5240MHz\_TX

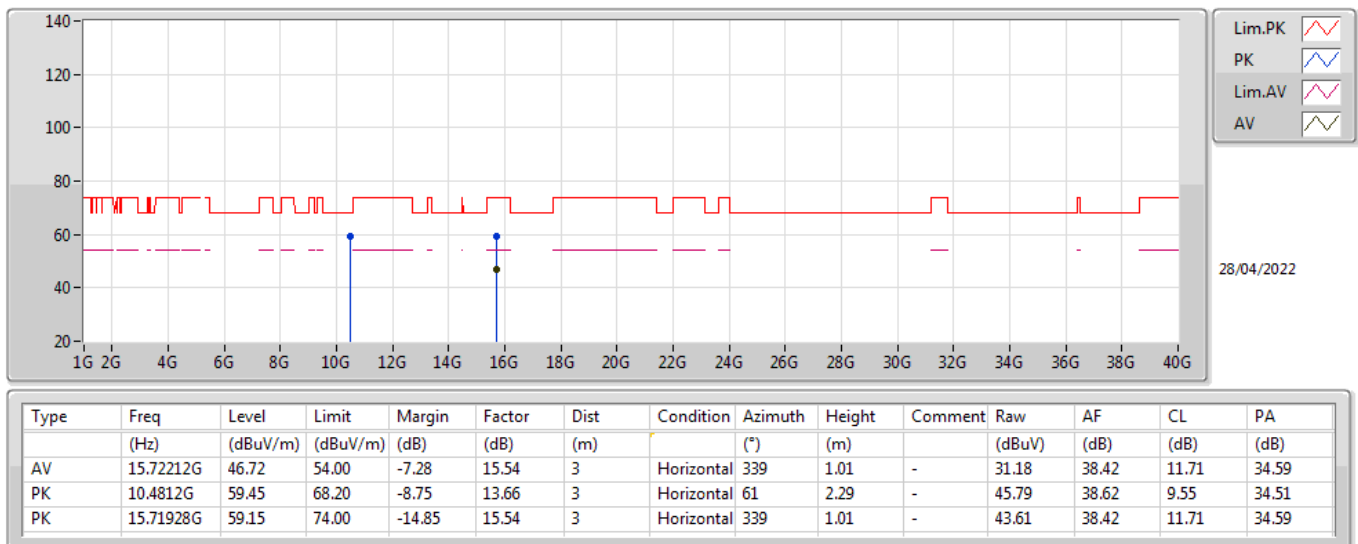


Type	Freq	Level	Limit	Margin	Factor	Dist	Condition	Azimuth	Height	Comment	Raw	AF	CL	PA
	(Hz)	(dBuV/m)	(dBuV/m)	(dB)	(dB)	(m)		(°)	(m)		(dBuV)	(dB)	(dB)	(dB)
AV	5.1008G	42.92	54.00	-11.08	5.22	3	Horizontal	335	1.33	-	37.70	33.20	6.46	34.44
AV	5.2394G	95.55	Inf	-Inf	5.06	3	Horizontal	335	1.33	-	90.49	32.92	6.58	34.44
AV	5.3648G	42.83	54.00	-11.17	5.20	3	Horizontal	335	1.33	-	37.63	32.93	6.72	34.45
PK	5.126G	54.74	74.00	-19.26	5.18	3	Horizontal	335	1.33	-	49.56	33.15	6.47	34.44
PK	5.2424G	105.95	Inf	-Inf	5.06	3	Horizontal	335	1.33	-	100.89	32.92	6.58	34.44
PK	5.35G	54.36	74.00	-19.64	5.15	3	Horizontal	335	1.33	-	49.21	32.90	6.70	34.45

## 802.11ax HEW20\_Nss1,(MCS0)\_2TX 5240MHz\_TX

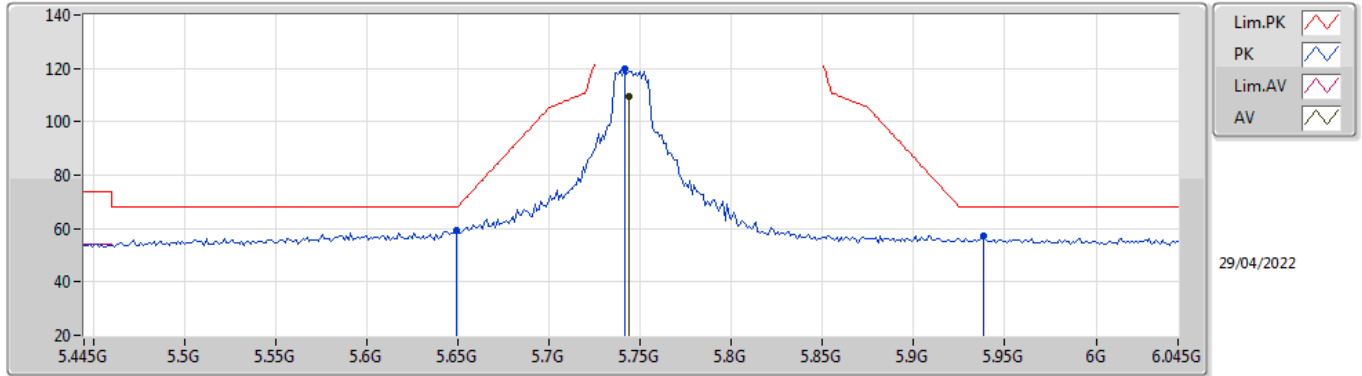


## 802.11ax HEW20\_Nss1,(MCS0)\_2TX 5240MHz\_TX



# 802.11ax HEW20\_Nss1,(MCS0)\_2TX

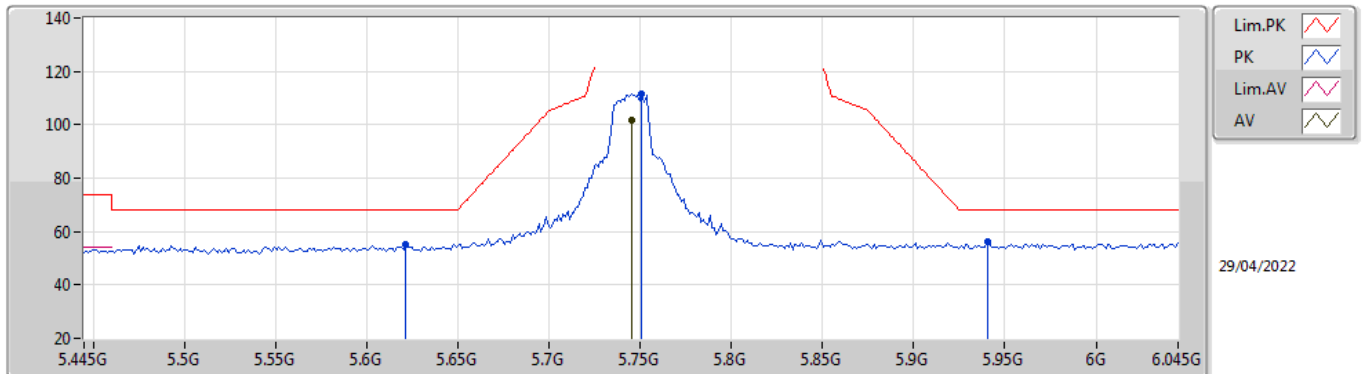
## 5745MHz\_TX



Type	Freq (Hz)	Level (dBuV/m)	Limit (dBuV/m)	Margin (dB)	Factor (dB)	Dist (m)	Condition	Azimuth (°)	Height (m)	Comment	Raw (dBuV)	AF (dB)	CL (dB)	PA (dB)
AV	5.7438G	109.47	Inf	-Inf	6.17	3	Vertical	7	1.50	-	103.30	33.75	6.91	34.49
PK	5.649G	59.17	68.20	-9.03	5.70	3	Vertical	7	1.50	-	53.47	33.30	6.88	34.48
PK	5.7414G	119.57	Inf	-Inf	6.15	3	Vertical	7	1.50	-	113.42	33.73	6.91	34.49
PK	5.9382G	57.23	68.20	-10.97	6.87	3	Vertical	7	1.50	-	50.36	34.33	7.05	34.51

# 802.11ax HEW20\_Nss1,(MCS0)\_2TX

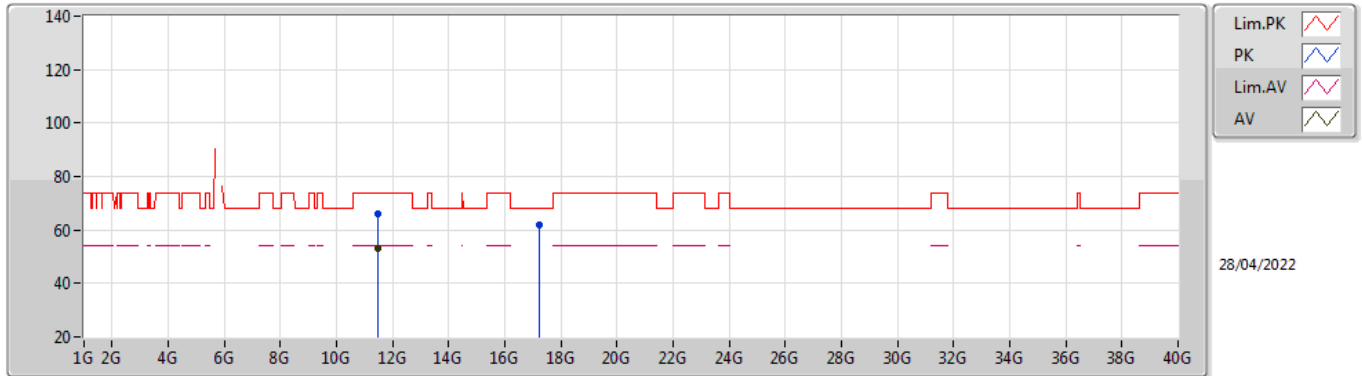
## 5745MHz\_TX



Type	Freq (Hz)	Level (dBuV/m)	Limit (dBuV/m)	Margin (dB)	Factor (dB)	Dist (m)	Condition	Azimuth (°)	Height (m)	Comment	Raw (dBuV)	AF (dB)	CL (dB)	PA (dB)
AV	5.745G	101.60	Inf	-Inf	6.18	3	Horizontal	159	2.17	-	95.42	33.76	6.91	34.49
PK	5.6214G	54.96	68.20	-13.24	5.64	3	Horizontal	159	2.17	-	49.32	33.24	6.87	34.47
PK	5.751G	111.71	Inf	-Inf	6.22	3	Horizontal	159	2.17	-	105.49	33.80	6.91	34.49
PK	5.9406G	56.04	68.20	-12.16	6.89	3	Horizontal	159	2.17	-	49.15	34.34	7.06	34.51

# 802.11ax HEW20\_Nss1,(MCS0)\_2TX

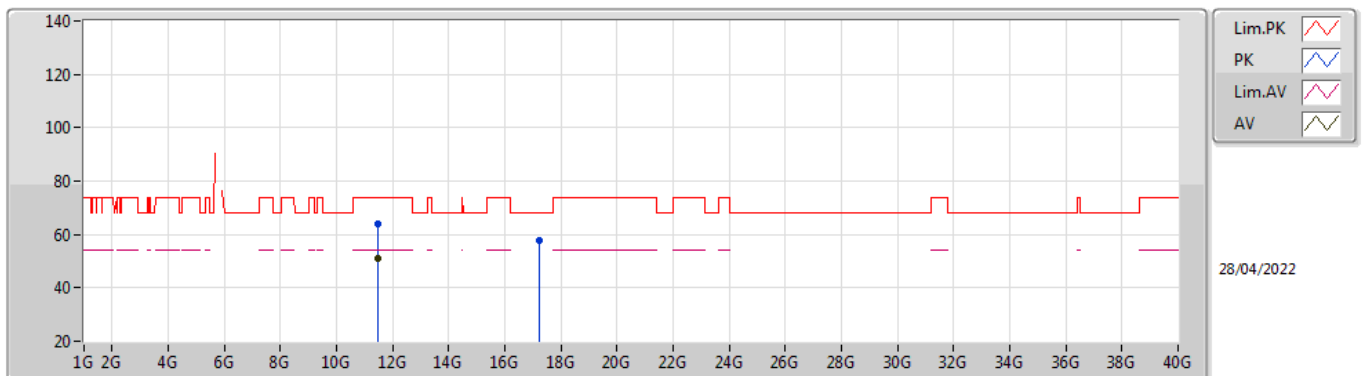
## 5745MHz\_TX



Type	Freq (Hz)	Level (dBuV/m)	Limit (dBuV/m)	Margin (dB)	Factor (dB)	Dist (m)	Condition	Azimuth (°)	Height (m)	Comment	Raw (dBuV)	AF (dB)	CL (dB)	PA (dB)
AV	11.48796G	53.03	54.00	-0.97	14.95	3	Vertical	21	1.78	-	38.08	39.00	9.91	33.96
PK	11.4908G	66.02	74.00	-7.98	14.95	3	Vertical	21	1.78	-	51.07	39.00	9.91	33.96
PK	17.23276G	61.80	68.20	-6.40	16.72	3	Vertical	135	2.12	-	45.08	38.43	12.33	34.04

# 802.11ax HEW20\_Nss1,(MCS0)\_2TX

## 5745MHz\_TX

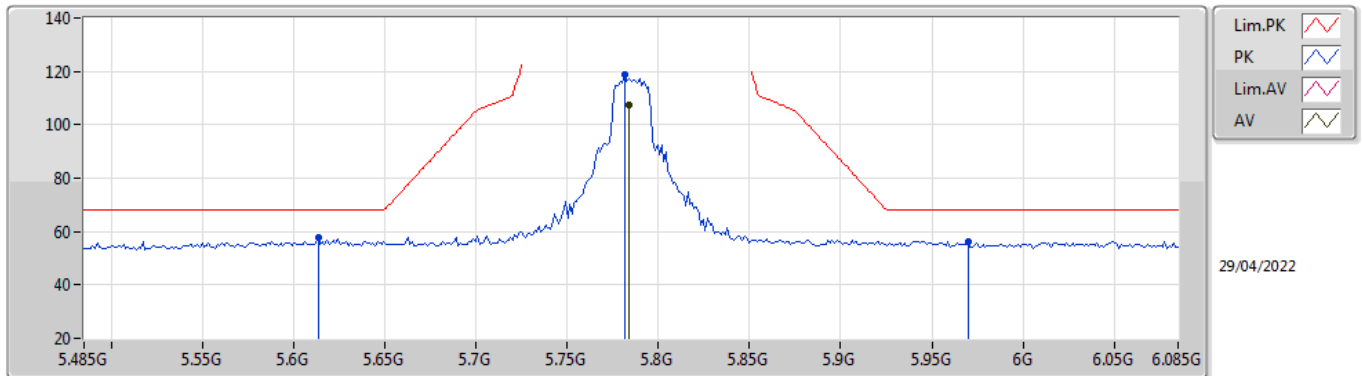


Type	Freq (Hz)	Level (dBuV/m)	Limit (dBuV/m)	Margin (dB)	Factor (dB)	Dist (m)	Condition	Azimuth (°)	Height (m)	Comment	Raw (dBuV)	AF (dB)	CL (dB)	PA (dB)
AV	11.49008G	51.00	54.00	-3.00	14.95	3	Horizontal	342	2.32	-	36.05	39.00	9.91	33.96
PK	11.49236G	64.15	74.00	-9.85	14.95	3	Horizontal	342	2.32	-	49.20	39.00	9.91	33.96
PK	17.23336G	57.76	68.20	-10.44	16.72	3	Horizontal	0	1.71	-	41.04	38.43	12.33	34.04



## 802.11ax HEW20\_Nss1,(MCS0)\_2TX

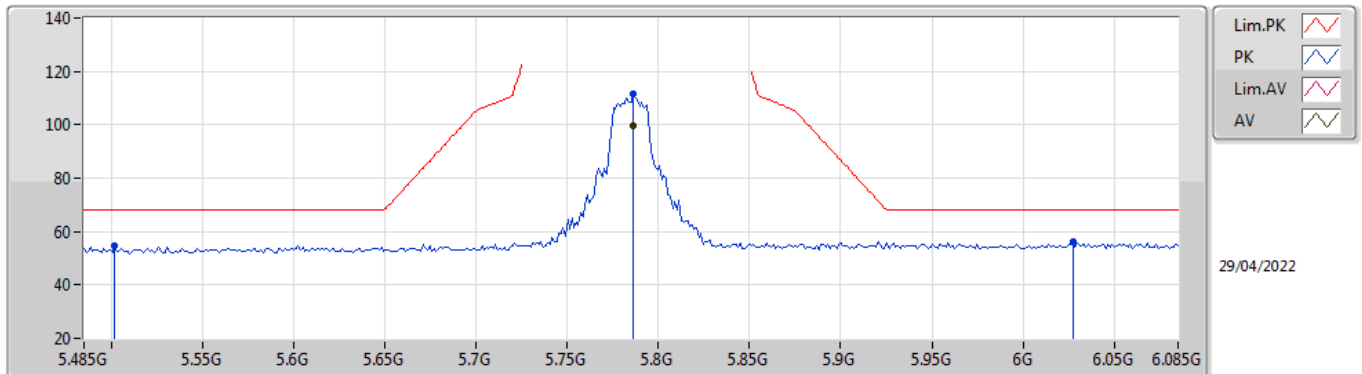
### 5785MHz\_TX



Type	Freq	Level	Limit	Margin	Factor	Dist	Condition	Azimuth	Height	Comment	Raw	AF	CL	PA
	(Hz)	(dBuV/m)	(dBuV/m)	(dB)	(dB)	(m)		(°)	(m)		(dBuV)	(dB)	(dB)	(dB)
AV	5.7838G	107.61	Inf	-Inf	6.30	3	Vertical	6	1.50	-	101.31	33.87	6.92	34.49
PK	5.6134G	57.80	68.20	-10.40	5.62	3	Vertical	6	1.50	-	52.18	33.23	6.86	34.47
PK	5.7814G	118.61	Inf	-Inf	6.29	3	Vertical	6	1.50	-	112.32	33.86	6.92	34.49
PK	5.9698G	56.44	68.20	-11.76	6.88	3	Vertical	6	1.50	-	49.56	34.32	7.08	34.52

## 802.11ax HEW20\_Nss1,(MCS0)\_2TX

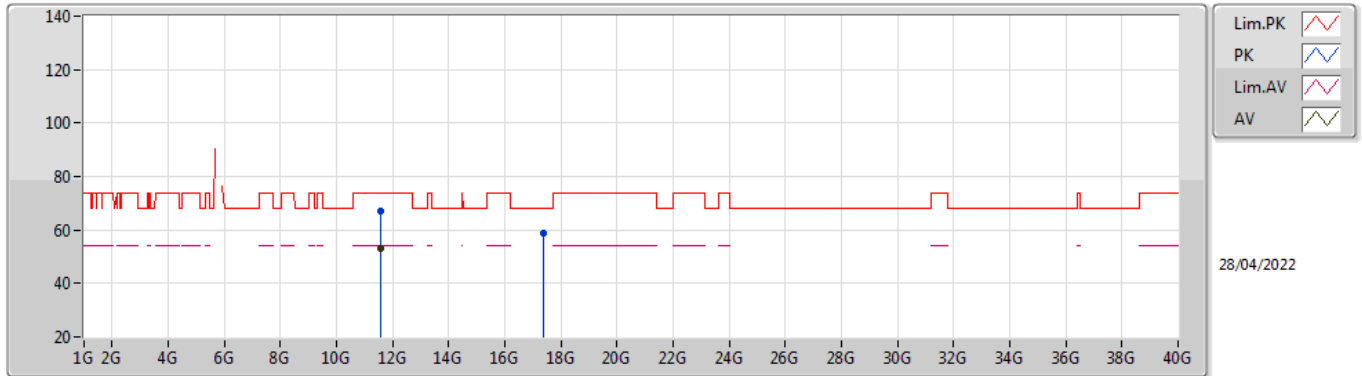
### 5785MHz\_TX



Type	Freq	Level	Limit	Margin	Factor	Dist	Condition	Azimuth	Height	Comment	Raw	AF	CL	PA
	(Hz)	(dBuV/m)	(dBuV/m)	(dB)	(dB)	(m)		(°)	(m)		(dBuV)	(dB)	(dB)	(dB)
AV	5.7862G	99.52	Inf	-Inf	6.31	3	Horizontal	159	1.99	-	93.21	33.87	6.93	34.49
PK	5.5018G	54.49	68.20	-13.71	5.54	3	Horizontal	159	1.99	-	48.95	33.19	6.81	34.46
PK	5.7862G	111.75	Inf	-Inf	6.31	3	Horizontal	159	1.99	-	105.44	33.87	6.93	34.49
PK	6.0274G	56.32	68.20	-11.88	6.90	3	Horizontal	159	1.99	-	49.42	34.31	7.12	34.53

# 802.11ax HEW20\_Nss1,(MCS0)\_2TX

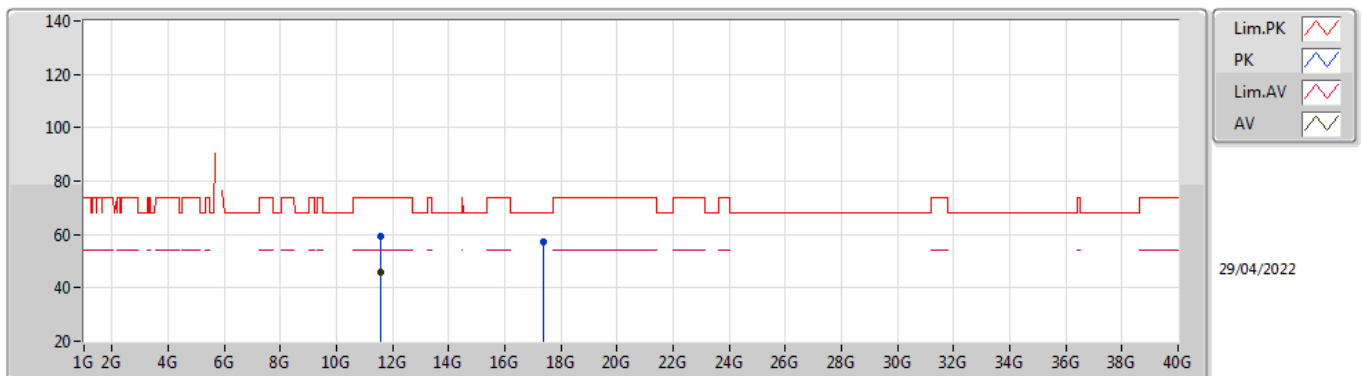
## 5785MHz\_TX



Type	Freq (Hz)	Level (dBuV/m)	Limit (dBuV/m)	Margin (dB)	Factor (dB)	Dist (m)	Condition	Azimuth (°)	Height (m)	Comment	Raw (dBuV)	AF (dB)	CL (dB)	PA (dB)
AV	11.57G	53.18	54.00	-0.82	14.88	3	Vertical	144	2.91	-	38.30	38.93	9.94	33.99
PK	11.5778G	66.99	74.00	-7.01	14.86	3	Vertical	144	2.91	-	52.13	38.92	9.94	34.00
PK	17.36188G	58.83	68.20	-9.37	16.93	3	Vertical	131	1.05	-	41.90	38.69	12.38	34.14

# 802.11ax HEW20\_Nss1,(MCS0)\_2TX

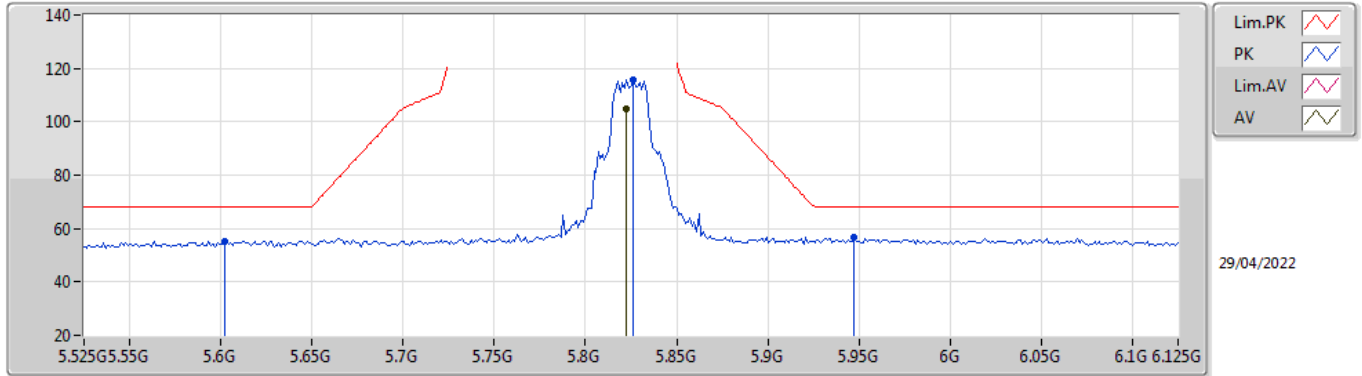
## 5785MHz\_TX



Type	Freq (Hz)	Level (dBuV/m)	Limit (dBuV/m)	Margin (dB)	Factor (dB)	Dist (m)	Condition	Azimuth (°)	Height (m)	Comment	Raw (dBuV)	AF (dB)	CL (dB)	PA (dB)
AV	11.57096G	46.06	54.00	-7.94	14.88	3	Horizontal	47	1.88	-	31.18	38.93	9.94	33.99
PK	11.56592G	59.22	74.00	-14.78	14.88	3	Horizontal	47	1.88	-	44.34	38.93	9.94	33.99
PK	17.35588G	57.09	68.20	-11.11	16.91	3	Horizontal	0	1.50	-	40.18	38.67	12.38	34.14

## 802.11ax HEW20\_Nss1,(MCS0)\_2TX

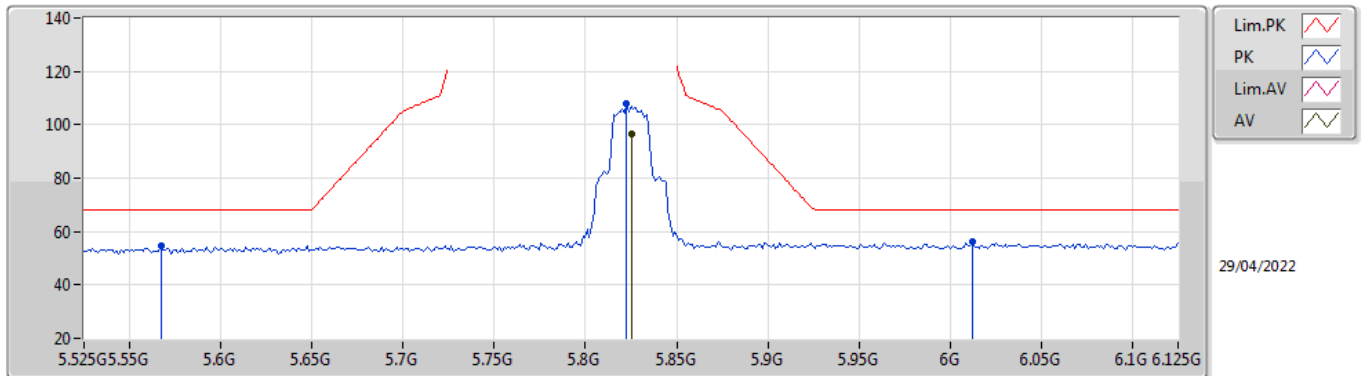
### 5825MHz\_TX



Type	Freq (Hz)	Level (dBuV/m)	Limit (dBuV/m)	Margin (dB)	Factor (dB)	Dist (m)	Condition	Azimuth (°)	Height (m)	Comment	Raw (dBuV)	AF (dB)	CL (dB)	PA (dB)
AV	5.8226G	105.00	Inf	-Inf	6.49	3	Vertical	17	1.27	-	98.51	34.04	6.95	34.50
PK	5.6018G	55.31	68.20	-12.89	5.59	3	Vertical	17	1.27	-	49.72	33.20	6.86	34.47
PK	5.8262G	115.86	Inf	-Inf	6.51	3	Vertical	17	1.27	-	109.35	34.06	6.95	34.50
PK	5.9474G	56.53	68.20	-11.67	6.93	3	Vertical	17	1.27	-	49.60	34.38	7.06	34.51

## 802.11ax HEW20\_Nss1,(MCS0)\_2TX

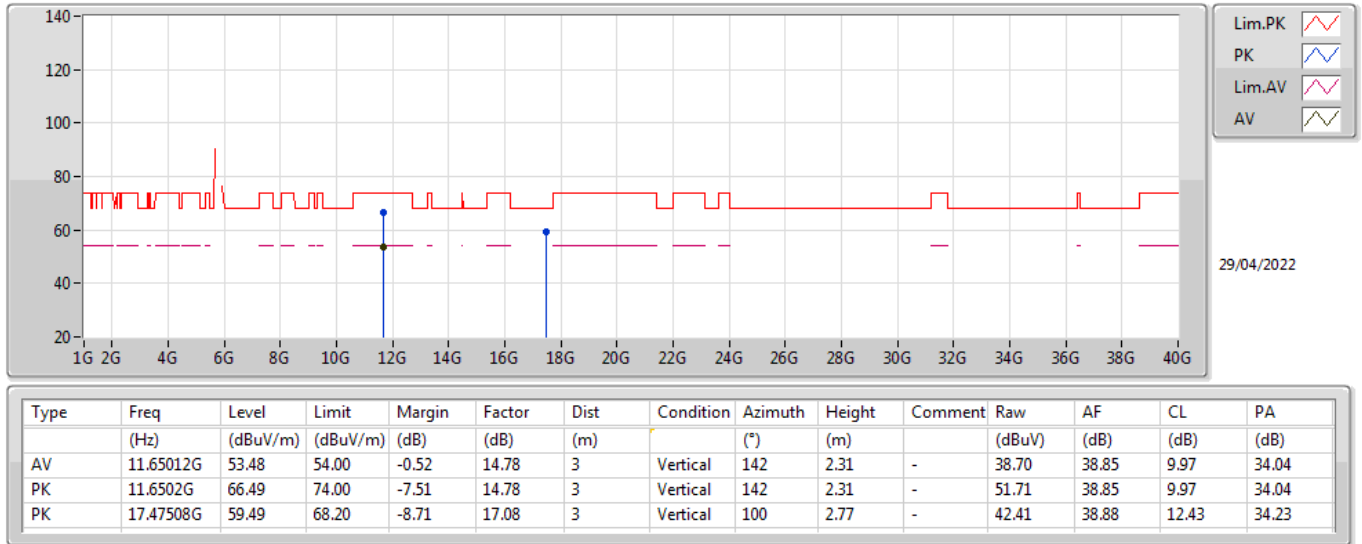
### 5825MHz\_TX



Type	Freq (Hz)	Level (dBuV/m)	Limit (dBuV/m)	Margin (dB)	Factor (dB)	Dist (m)	Condition	Azimuth (°)	Height (m)	Comment	Raw (dBuV)	AF (dB)	CL (dB)	PA (dB)
AV	5.825G	96.37	Inf	-Inf	6.50	3	Horizontal	158	2.10	-	89.87	34.05	6.95	34.50
PK	5.567G	54.70	68.20	-13.50	5.44	3	Horizontal	158	2.10	-	49.26	33.07	6.84	34.47
PK	5.8226G	108.14	Inf	-Inf	6.49	3	Horizontal	158	2.10	-	101.65	34.04	6.95	34.50
PK	6.0122G	56.13	68.20	-12.07	6.84	3	Horizontal	158	2.10	-	49.29	34.25	7.11	34.52

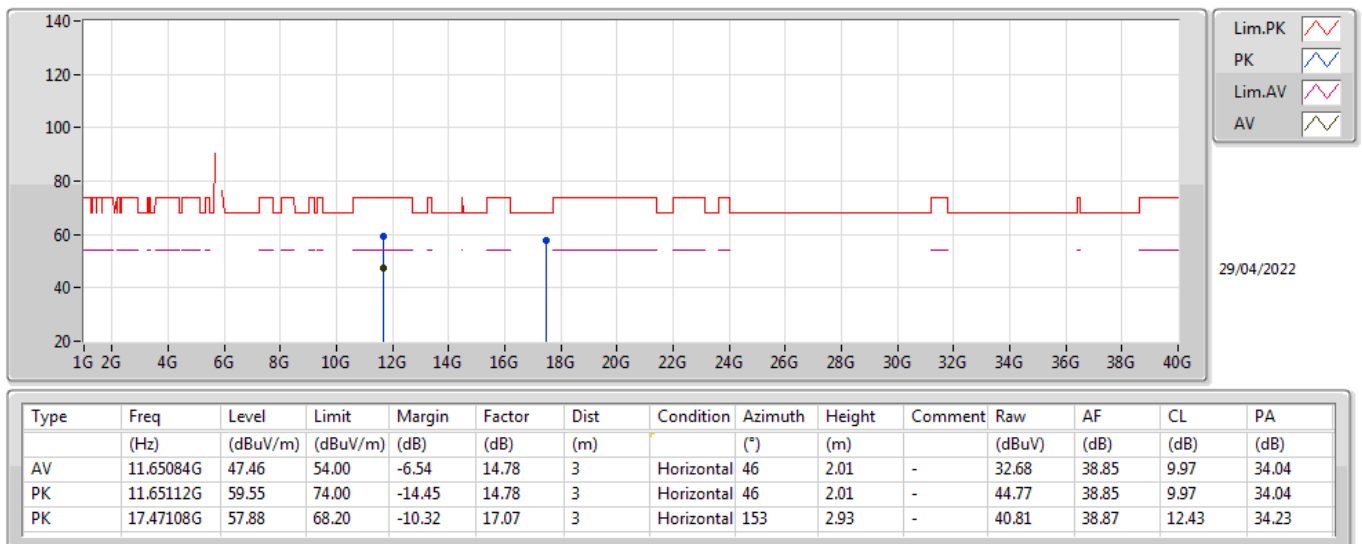
# 802.11ax HEW20\_Nss1,(MCS0)\_2TX

## 5825MHz\_TX



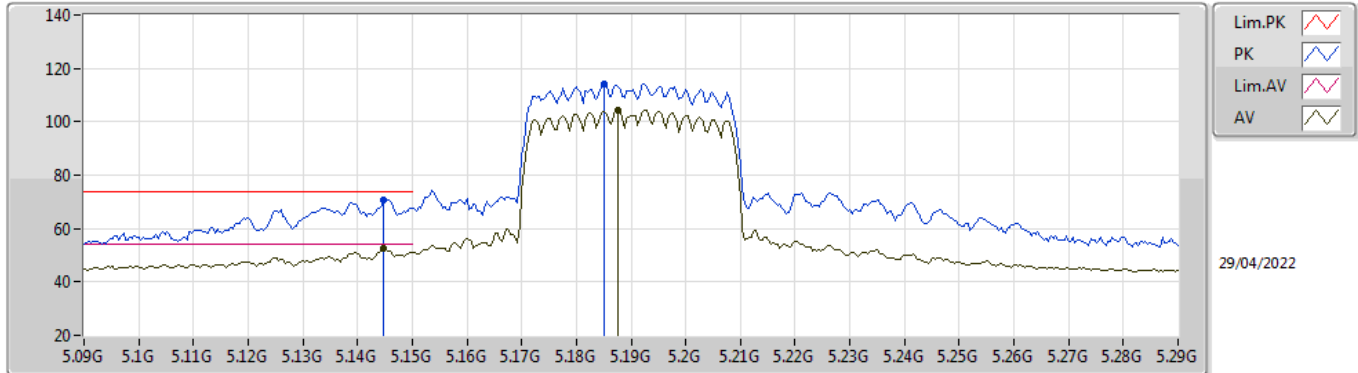
# 802.11ax HEW20\_Nss1,(MCS0)\_2TX

## 5825MHz\_TX



## 802.11ax HEW40\_Nss1,(MCS0)\_2TX

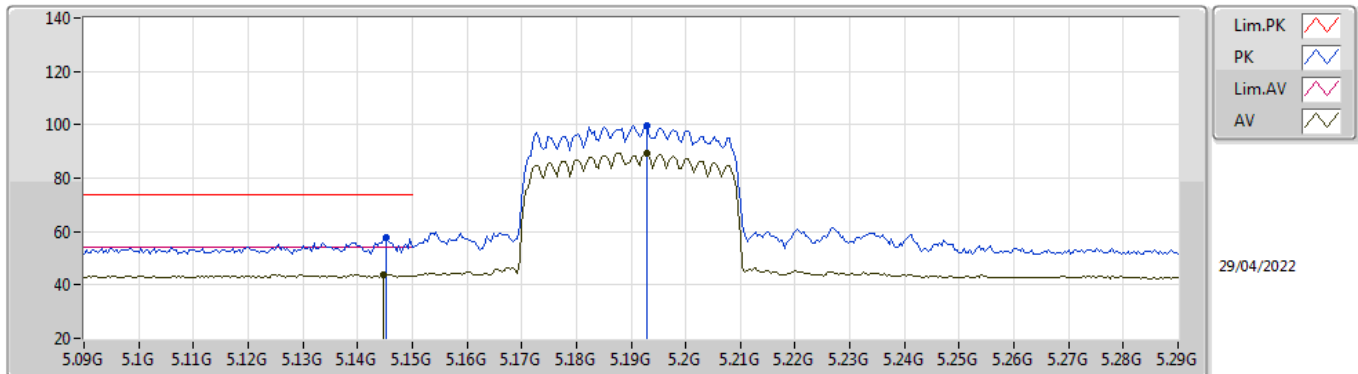
### 5190MHz\_TX



Type	Freq (Hz)	Level (dBuV/m)	Limit (dBuV/m)	Margin (dB)	Factor (dB)	Dist (m)	Condition	Azimuth (°)	Height (m)	Comment	Raw (dBuV)	AF (dB)	CL (dB)	PA (dB)
AV	5.1448G	52.64	54.00	-1.36	5.16	3	Vertical	36	1.45	-	47.48	33.11	6.49	34.44
AV	5.1876G	104.29	Inf	-Inf	5.10	3	Vertical	36	1.45	-	99.19	33.02	6.52	34.44
PK	5.1448G	70.61	74.00	-3.39	5.16	3	Vertical	36	1.45	-	65.45	33.11	6.49	34.44
PK	5.1852G	114.05	Inf	-Inf	5.11	3	Vertical	36	1.45	-	108.94	33.03	6.52	34.44

## 802.11ax HEW40\_Nss1,(MCS0)\_2TX

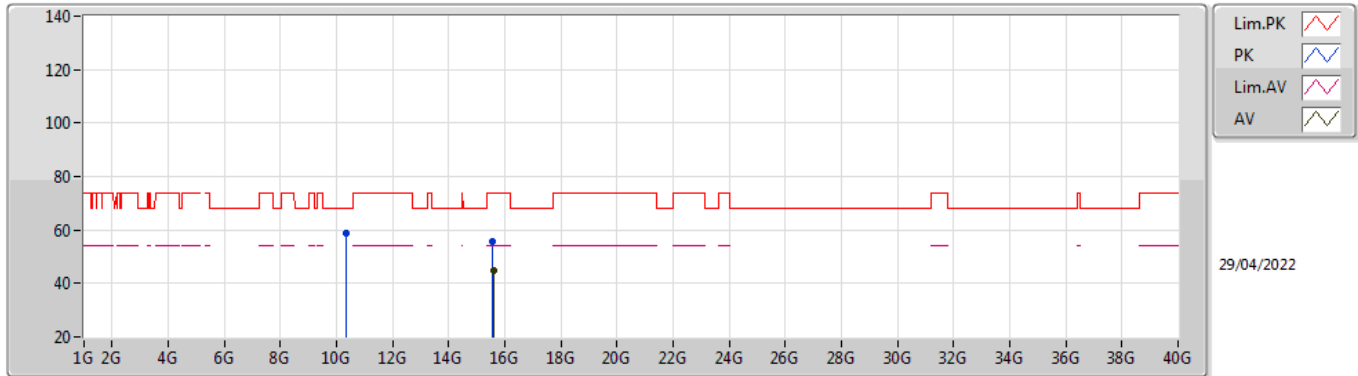
### 5190MHz\_TX



Type	Freq (Hz)	Level (dBuV/m)	Limit (dBuV/m)	Margin (dB)	Factor (dB)	Dist (m)	Condition	Azimuth (°)	Height (m)	Comment	Raw (dBuV)	AF (dB)	CL (dB)	PA (dB)
AV	5.1448G	43.95	54.00	-10.05	5.16	3	Horizontal	331	1.22	-	38.79	33.11	6.49	34.44
AV	5.1928G	89.29	Inf	-Inf	5.09	3	Horizontal	331	1.22	-	84.20	33.01	6.52	34.44
PK	5.1452G	57.87	74.00	-16.13	5.16	3	Horizontal	331	1.22	-	52.71	33.11	6.49	34.44
PK	5.1928G	99.53	Inf	-Inf	5.09	3	Horizontal	331	1.22	-	94.44	33.01	6.52	34.44

# 802.11ax HEW40\_Nss1,(MCS0)\_2TX

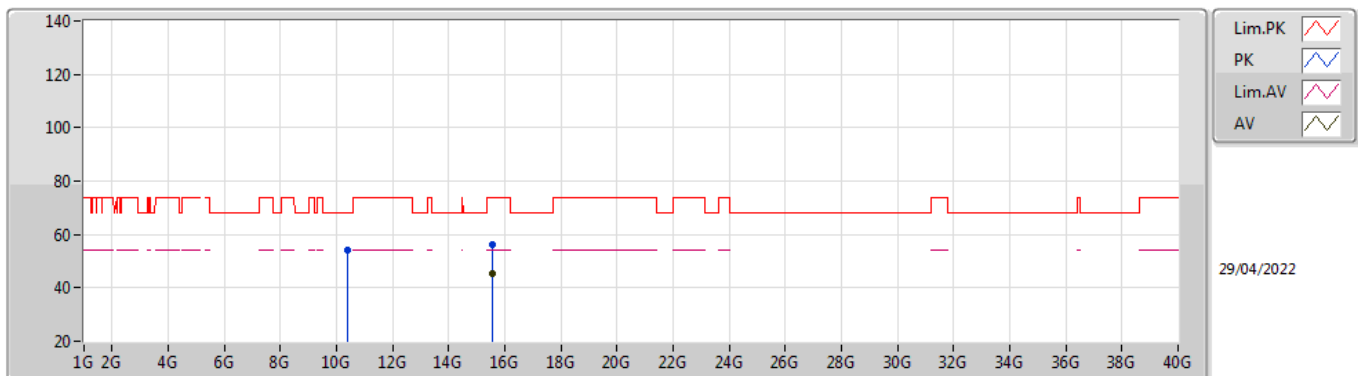
## 5190MHz\_TX



Type	Freq (Hz)	Level (dBuV/m)	Limit (dBuV/m)	Margin (dB)	Factor (dB)	Dist (m)	Condition	Azimuth (°)	Height (m)	Comment	Raw (dBuV)	AF (dB)	CL (dB)	PA (dB)
AV	15.58464G	44.98	54.00	-9.02	15.78	3	Vertical	323	1.58	-	29.20	38.63	11.65	34.50
PK	10.36256G	59.04	68.20	-9.16	13.48	3	Vertical	149	1.78	-	45.56	38.66	9.51	34.69
PK	15.55216G	55.74	74.00	-18.26	15.86	3	Vertical	323	1.58	-	39.88	38.70	11.64	34.48

# 802.11ax HEW40\_Nss1,(MCS0)\_2TX

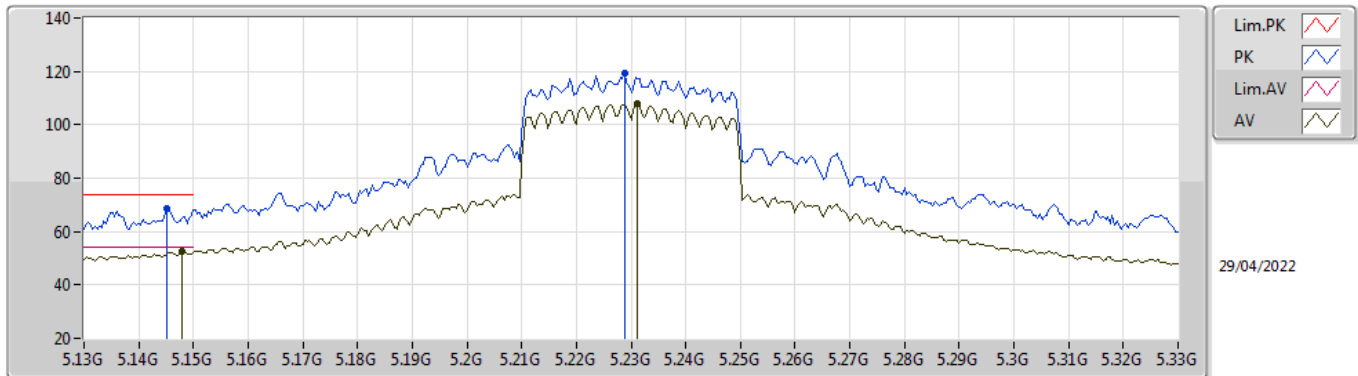
## 5190MHz\_TX



Type	Freq (Hz)	Level (dBuV/m)	Limit (dBuV/m)	Margin (dB)	Factor (dB)	Dist (m)	Condition	Azimuth (°)	Height (m)	Comment	Raw (dBuV)	AF (dB)	CL (dB)	PA (dB)
AV	15.5508G	45.09	54.00	-8.91	15.86	3	Horizontal	335	2.33	-	29.23	38.70	11.64	34.48
PK	10.38688G	54.09	68.20	-14.11	13.56	3	Horizontal	12	2.77	-	40.53	38.69	9.52	34.65
PK	15.55984G	55.98	74.00	-18.02	15.83	3	Horizontal	335	2.33	-	40.15	38.68	11.64	34.49

# 802.11ax HEW40\_Nss1,(MCS0)\_2TX

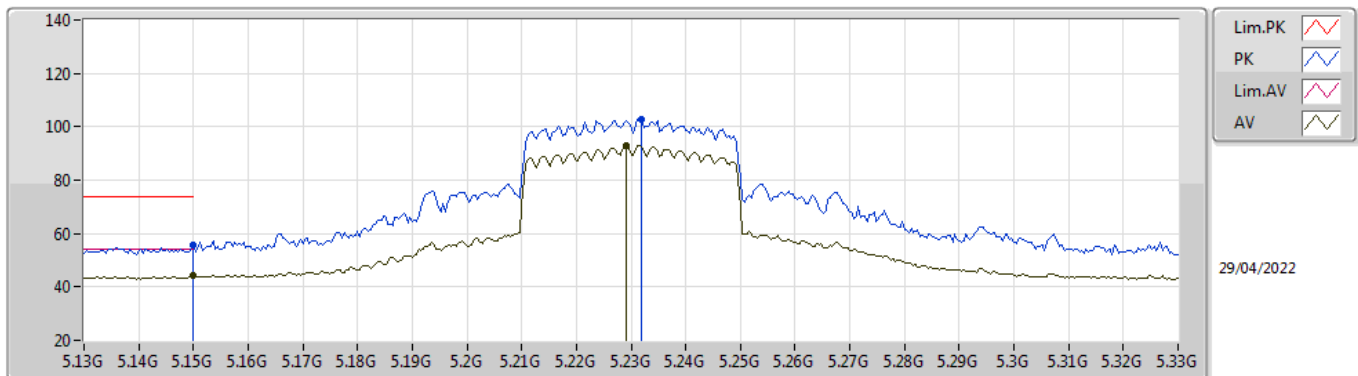
## 5230MHz\_TX



Type	Freq (Hz)	Level (dBuV/m)	Limit (dBuV/m)	Margin (dB)	Factor (dB)	Dist (m)	Condition	Azimuth (°)	Height (m)	Comment	Raw (dBuV)	AF (dB)	CL (dB)	PA (dB)
AV	5.148G	52.40	54.00	-1.60	5.15	3	Vertical	0	1.47	-	47.25	33.10	6.49	34.44
AV	5.2312G	107.71	Inf	-Inf	5.07	3	Vertical	0	1.47	-	102.64	32.94	6.57	34.44
PK	5.1452G	68.37	74.00	-5.63	5.16	3	Vertical	0	1.47	-	63.21	33.11	6.49	34.44
PK	5.2288G	119.35	Inf	-Inf	5.06	3	Vertical	0	1.47	-	114.29	32.94	6.56	34.44

# 802.11ax HEW40\_Nss1,(MCS0)\_2TX

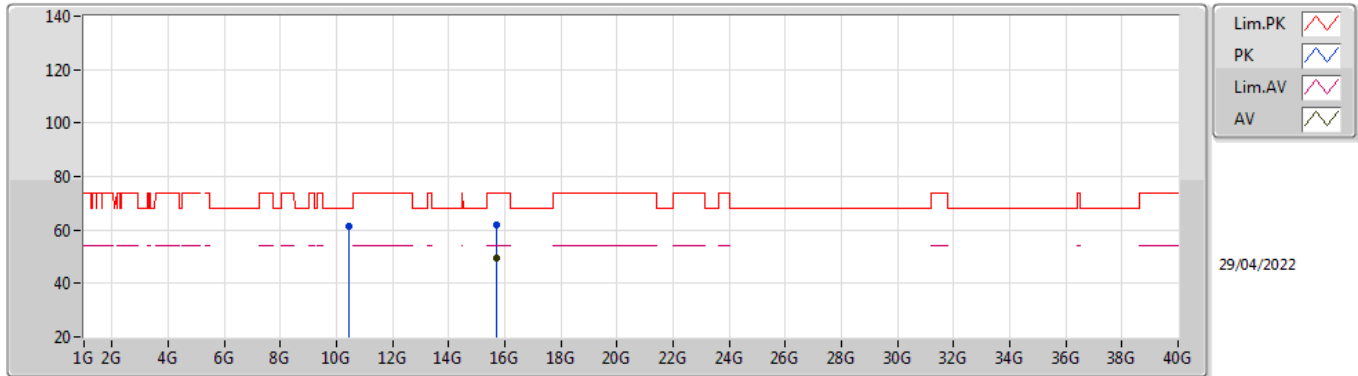
## 5230MHz\_TX



Type	Freq (Hz)	Level (dBuV/m)	Limit (dBuV/m)	Margin (dB)	Factor (dB)	Dist (m)	Condition	Azimuth (°)	Height (m)	Comment	Raw (dBuV)	AF (dB)	CL (dB)	PA (dB)
AV	5.15G	44.43	54.00	-9.57	5.15	3	Horizontal	332	1.35	-	39.28	33.10	6.49	34.44
AV	5.2292G	92.84	Inf	-Inf	5.06	3	Horizontal	332	1.35	-	87.78	32.94	6.56	34.44
PK	5.15G	55.55	74.00	-18.45	5.15	3	Horizontal	332	1.35	-	50.40	33.10	6.49	34.44
PK	5.232G	102.68	Inf	-Inf	5.07	3	Horizontal	332	1.35	-	97.61	32.94	6.57	34.44

# 802.11ax HEW40\_Nss1,(MCS0)\_2TX

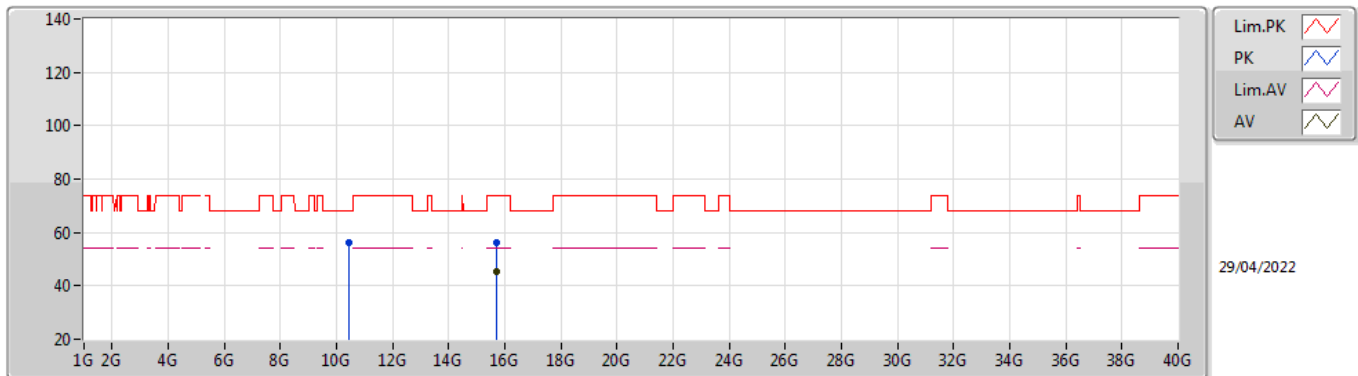
## 5230MHz\_TX



Type	Freq (Hz)	Level (dBuV/m)	Limit (dBuV/m)	Margin (dB)	Factor (dB)	Dist (m)	Condition	Azimuth (°)	Height (m)	Comment	Raw (dBuV)	AF (dB)	CL (dB)	PA (dB)
AV	15.68584G	49.57	54.00	-4.43	15.56	3	Vertical	145	1.91	-	34.01	38.43	11.70	34.57
PK	10.44968G	61.45	68.20	-6.75	13.63	3	Vertical	24	1.74	-	47.82	38.65	9.54	34.56
PK	15.69048G	61.90	74.00	-12.10	15.55	3	Vertical	145	1.91	-	46.35	38.42	11.70	34.57

# 802.11ax HEW40\_Nss1,(MCS0)\_2TX

## 5230MHz\_TX

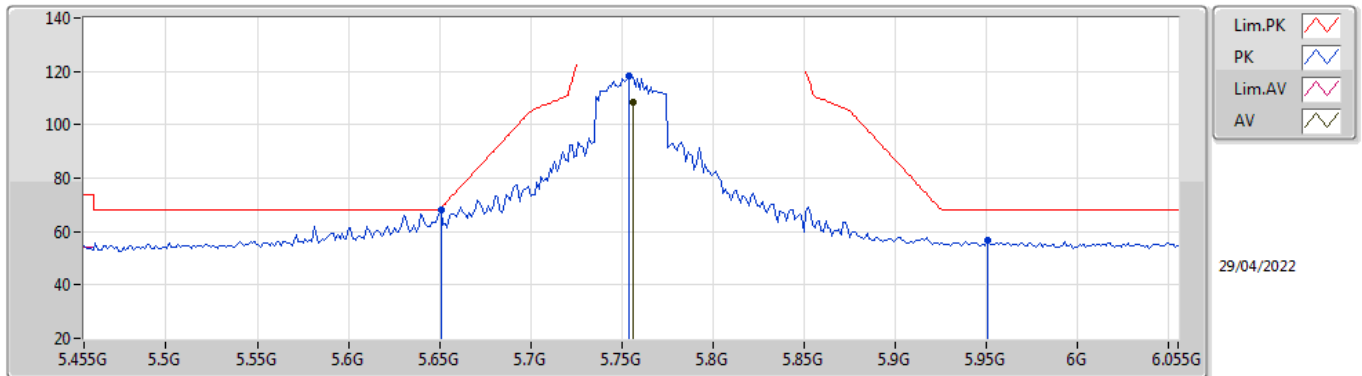


Type	Freq (Hz)	Level (dBuV/m)	Limit (dBuV/m)	Margin (dB)	Factor (dB)	Dist (m)	Condition	Azimuth (°)	Height (m)	Comment	Raw (dBuV)	AF (dB)	CL (dB)	PA (dB)
AV	15.68736G	45.44	54.00	-8.56	15.56	3	Horizontal	1	1.38	-	29.88	38.43	11.70	34.57
PK	10.45512G	55.96	68.20	-12.24	13.63	3	Horizontal	353	2.93	-	42.33	38.64	9.54	34.55
PK	15.70672G	56.40	74.00	-17.60	15.54	3	Horizontal	1	1.38	-	40.86	38.41	11.71	34.58



## 802.11ax HEW40\_Nss1,(MCS0)\_2TX

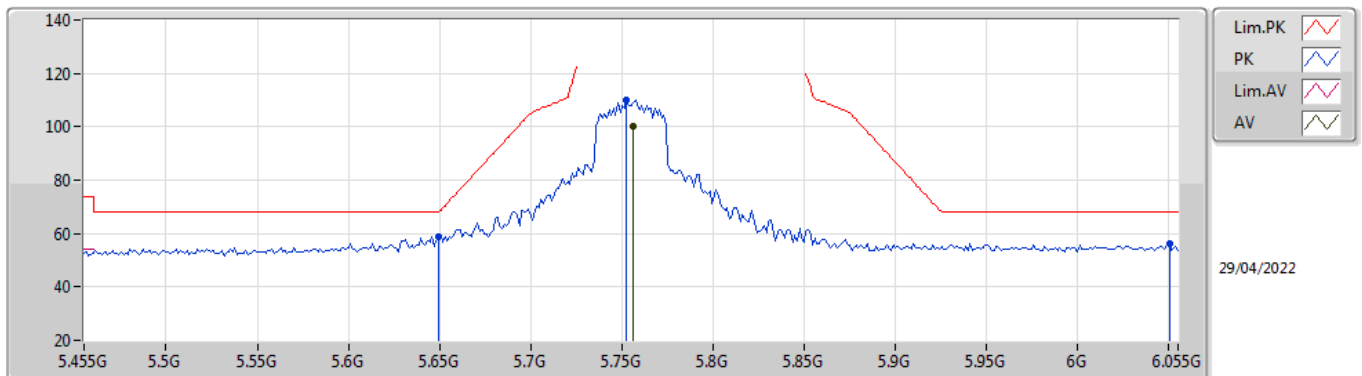
### 5755MHz\_TX



Type	Freq (Hz)	Level (dBuV/m)	Limit (dBuV/m)	Margin (dB)	Factor (dB)	Dist (m)	Condition	Azimuth (°)	Height (m)	Comment	Raw (dBuV)	AF (dB)	CL (dB)	PA (dB)
AV	5.7562G	108.52	Inf	-Inf	6.23	3	Vertical	357	1.26	-	102.29	33.81	6.91	34.49
PK	5.6506G	67.85	68.64	-0.79	5.70	3	Vertical	357	1.26	-	62.15	33.30	6.88	34.48
PK	5.7538G	118.09	Inf	-Inf	6.23	3	Vertical	357	1.26	-	111.86	33.81	6.91	34.49
PK	5.9506G	56.73	68.20	-11.47	6.96	3	Vertical	357	1.26	-	49.77	34.40	7.07	34.51

## 802.11ax HEW40\_Nss1,(MCS0)\_2TX

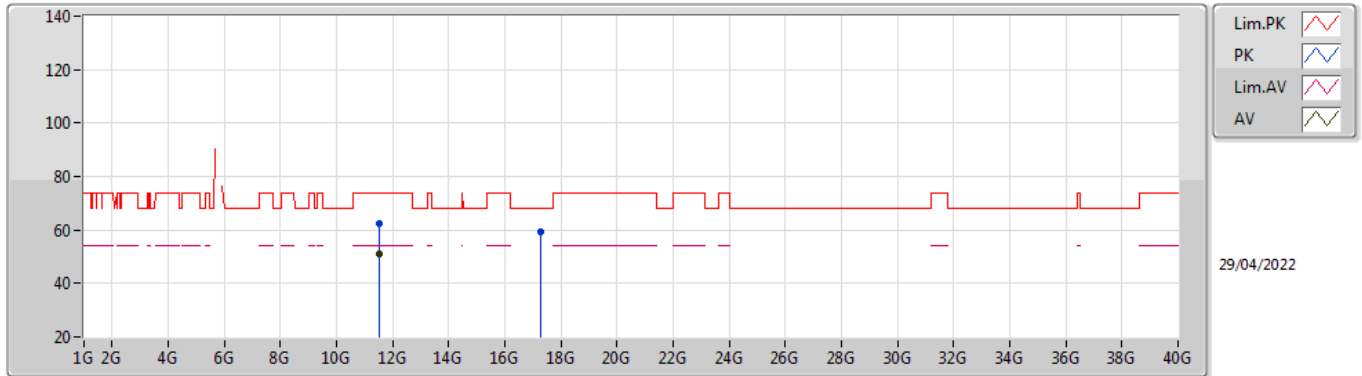
### 5755MHz\_TX



Type	Freq (Hz)	Level (dBuV/m)	Limit (dBuV/m)	Margin (dB)	Factor (dB)	Dist (m)	Condition	Azimuth (°)	Height (m)	Comment	Raw (dBuV)	AF (dB)	CL (dB)	PA (dB)
AV	5.7562G	99.98	Inf	-Inf	6.23	3	Horizontal	161	2.13	-	93.75	33.81	6.91	34.49
PK	5.6494G	58.88	68.20	-9.32	5.70	3	Horizontal	161	2.13	-	53.18	33.30	6.88	34.48
PK	5.7526G	110.18	Inf	-Inf	6.23	3	Horizontal	161	2.13	-	103.95	33.81	6.91	34.49
PK	6.0502G	56.32	68.20	-11.88	7.00	3	Horizontal	161	2.13	-	49.32	34.40	7.13	34.53

# 802.11ax HEW40\_Nss1,(MCS0)\_2TX

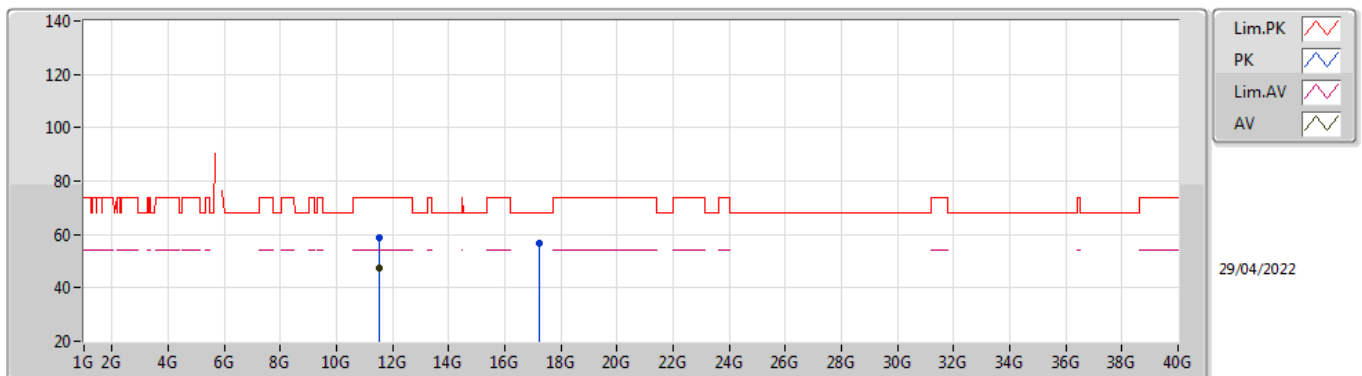
## 5755MHz\_TX



Type	Freq (Hz)	Level (dBuV/m)	Limit (dBuV/m)	Margin (dB)	Factor (dB)	Dist (m)	Condition	Azimuth (°)	Height (m)	Comment	Raw (dBuV)	AF (dB)	CL (dB)	PA (dB)
AV	11.50584G	51.02	54.00	-2.98	14.95	3	Vertical	20	1.74	-	36.07	38.99	9.91	33.95
PK	11.51072G	62.21	74.00	-11.79	14.95	3	Vertical	20	1.74	-	47.26	38.99	9.92	33.96
PK	17.27324G	59.32	68.20	-8.88	16.75	3	Vertical	126	2.09	-	42.57	38.47	12.35	34.07

# 802.11ax HEW40\_Nss1,(MCS0)\_2TX

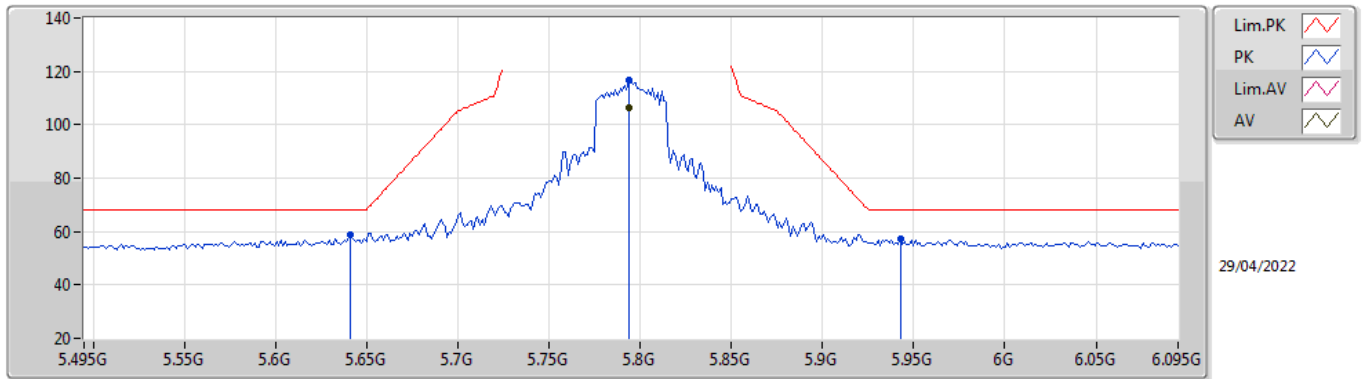
## 5755MHz\_TX



Type	Freq (Hz)	Level (dBuV/m)	Limit (dBuV/m)	Margin (dB)	Factor (dB)	Dist (m)	Condition	Azimuth (°)	Height (m)	Comment	Raw (dBuV)	AF (dB)	CL (dB)	PA (dB)
AV	11.50736G	47.38	54.00	-6.62	14.96	3	Horizontal	43	1.87	-	32.42	38.99	9.92	33.95
PK	11.5104G	58.89	74.00	-15.11	14.95	3	Horizontal	43	1.87	-	43.94	38.99	9.92	33.96
PK	17.24796G	56.89	68.20	-11.31	16.74	3	Horizontal	115	2.24	-	40.15	38.45	12.34	34.05

## 802.11ax HEW40\_Nss1,(MCS0)\_2TX

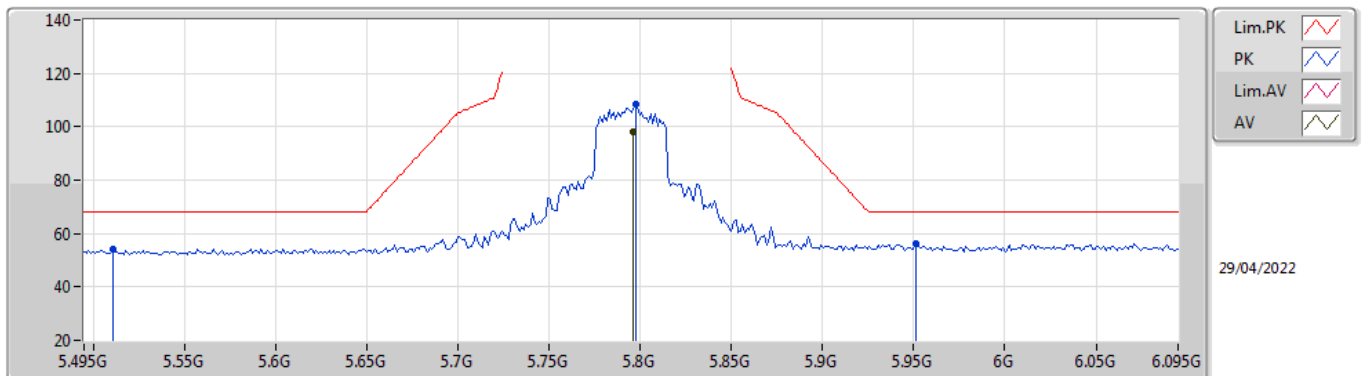
### 5795MHz\_TX



Type	Freq	Level	Limit	Margin	Factor	Dist	Condition	Azimuth	Height	Comment	Raw	AF	CL	PA
	(Hz)	(dBuV/m)	(dBuV/m)	(dB)	(dB)	(m)		(°)	(m)		(dBuV)	(dB)	(dB)	(dB)
AV	5.7938G	106.29	Inf	-Inf	6.32	3	Vertical	6	1.34	-	99.97	33.89	6.93	34.50
PK	5.6414G	58.96	68.20	-9.24	5.67	3	Vertical	6	1.34	-	53.29	33.28	6.87	34.48
PK	5.7938G	116.64	Inf	-Inf	6.32	3	Vertical	6	1.34	-	110.32	33.89	6.93	34.50
PK	5.9426G	57.00	68.20	-11.20	6.91	3	Vertical	6	1.34	-	50.09	34.36	7.06	34.51

## 802.11ax HEW40\_Nss1,(MCS0)\_2TX

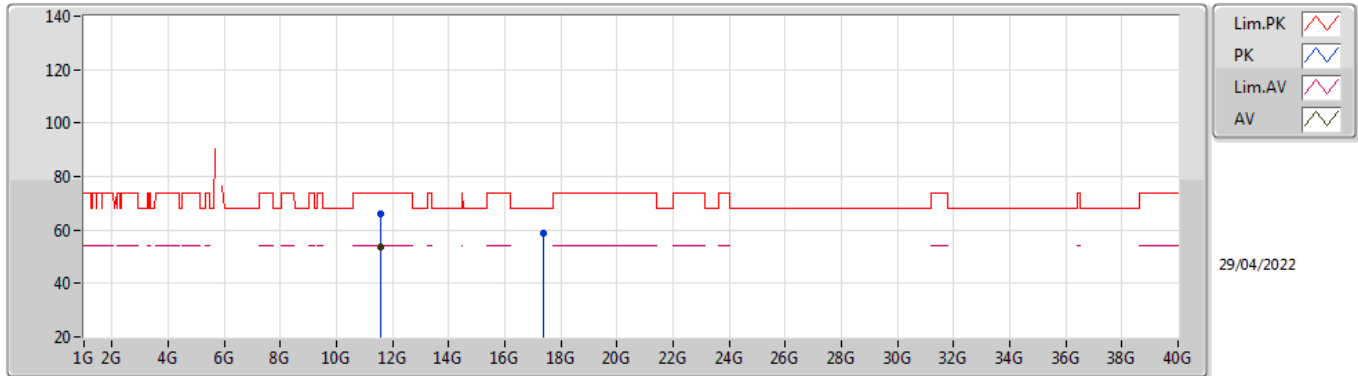
### 5795MHz\_TX



Type	Freq	Level	Limit	Margin	Factor	Dist	Condition	Azimuth	Height	Comment	Raw	AF	CL	PA
	(Hz)	(dBuV/m)	(dBuV/m)	(dB)	(dB)	(m)		(°)	(m)		(dBuV)	(dB)	(dB)	(dB)
AV	5.7962G	98.28	Inf	-Inf	6.32	3	Horizontal	160	2.01	-	91.96	33.89	6.93	34.50
PK	5.5106G	54.27	68.20	-13.93	5.52	3	Horizontal	160	2.01	-	48.75	33.16	6.82	34.46
PK	5.7974G	108.30	Inf	-Inf	6.32	3	Horizontal	160	2.01	-	101.98	33.89	6.93	34.50
PK	5.951G	56.33	68.20	-11.87	6.96	3	Horizontal	160	2.01	-	49.37	34.40	7.07	34.51

# 802.11ax HEW40\_Nss1,(MCS0)\_2TX

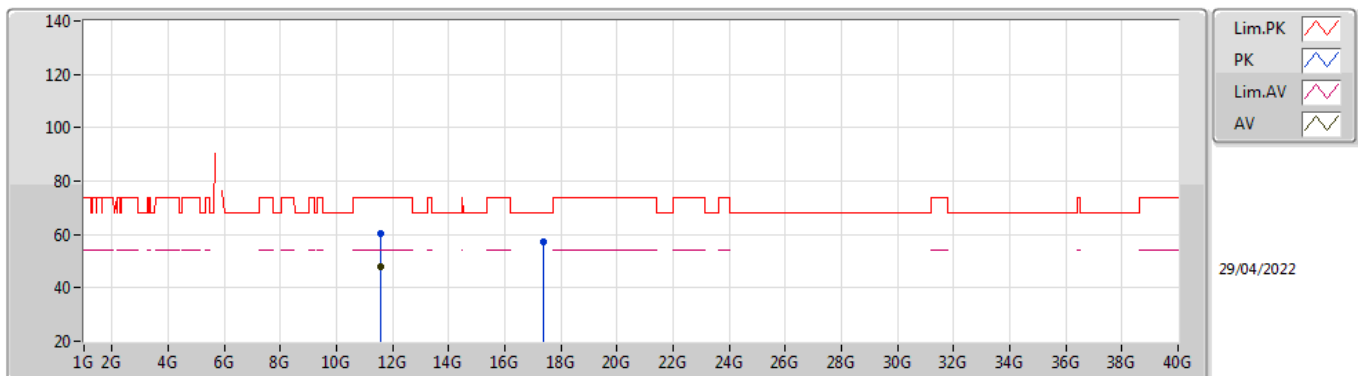
## 5795MHz\_TX



Type	Freq (Hz)	Level (dBuV/m)	Limit (dBuV/m)	Margin (dB)	Factor (dB)	Dist (m)	Condition	Azimuth (°)	Height (m)	Comment	Raw (dBuV)	AF (dB)	CL (dB)	PA (dB)
AV	11.59232G	53.85	54.00	-0.15	14.85	3	Vertical	145	2.23	-	39.00	38.91	9.95	34.01
PK	11.58976G	65.94	74.00	-8.06	14.84	3	Vertical	145	2.23	-	51.10	38.91	9.94	34.01
PK	17.36524G	58.58	68.20	-9.62	16.94	3	Vertical	135	1.84	-	41.64	38.70	12.38	34.14

# 802.11ax HEW40\_Nss1,(MCS0)\_2TX

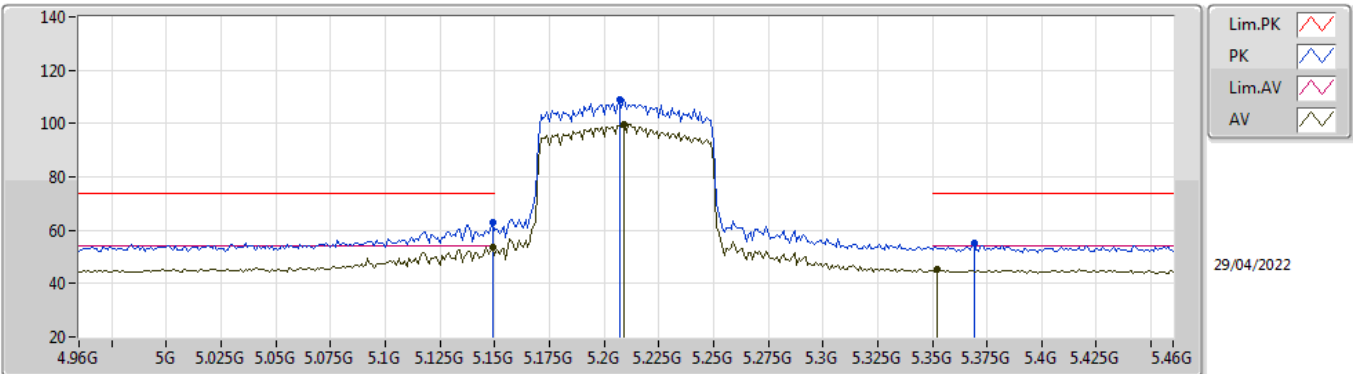
## 5795MHz\_TX



Type	Freq (Hz)	Level (dBuV/m)	Limit (dBuV/m)	Margin (dB)	Factor (dB)	Dist (m)	Condition	Azimuth (°)	Height (m)	Comment	Raw (dBuV)	AF (dB)	CL (dB)	PA (dB)
AV	11.59608G	47.80	54.00	-6.20	14.84	3	Horizontal	46	1.90	-	32.96	38.90	9.95	34.01
PK	11.5904G	60.30	74.00	-13.70	14.84	3	Horizontal	46	1.90	-	45.46	38.91	9.94	34.01
PK	17.3886G	57.40	68.20	-10.80	17.00	3	Horizontal	244	1.43	-	40.40	38.77	12.39	34.16

# 802.11ax HEW80\_Nss1,(MCS0)\_2TX

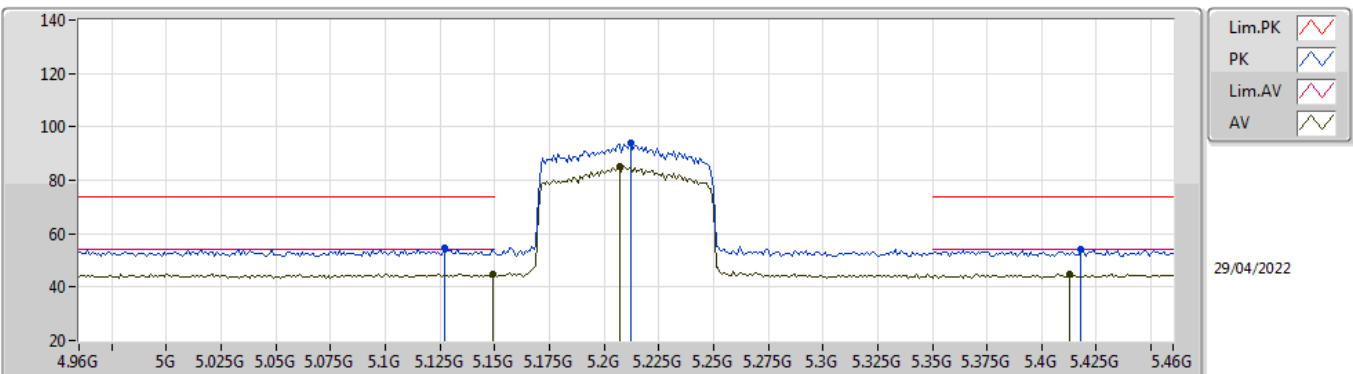
## 5210MHz\_TX



Type	Freq	Level	Limit	Margin	Factor	Dist	Condition	Azimuth	Height	Comment	Raw	AF	CL	PA
	(Hz)	(dBuV/m)	(dBuV/m)	(dB)	(dB)	(m)		(°)	(m)		(dBuV)	(dB)	(dB)	(dB)
AV	5.149G	53.83	54.00	-0.17	5.15	3	Vertical	38	1.19	-	48.68	33.10	6.49	34.44
AV	5.209G	99.63	Inf	-Inf	5.08	3	Vertical	38	1.19	-	94.55	32.98	6.54	34.44
AV	5.352G	45.36	54.00	-8.64	5.15	3	Vertical	38	1.19	-	40.21	32.90	6.70	34.45
PK	5.149G	62.83	74.00	-11.17	5.15	3	Vertical	38	1.19	-	57.68	33.10	6.49	34.44
PK	5.207G	108.91	Inf	-Inf	5.09	3	Vertical	38	1.19	-	103.82	32.99	6.54	34.44
PK	5.369G	54.95	74.00	-19.05	5.21	3	Vertical	38	1.19	-	49.74	32.94	6.72	34.45

# 802.11ax HEW80\_Nss1,(MCS0)\_2TX

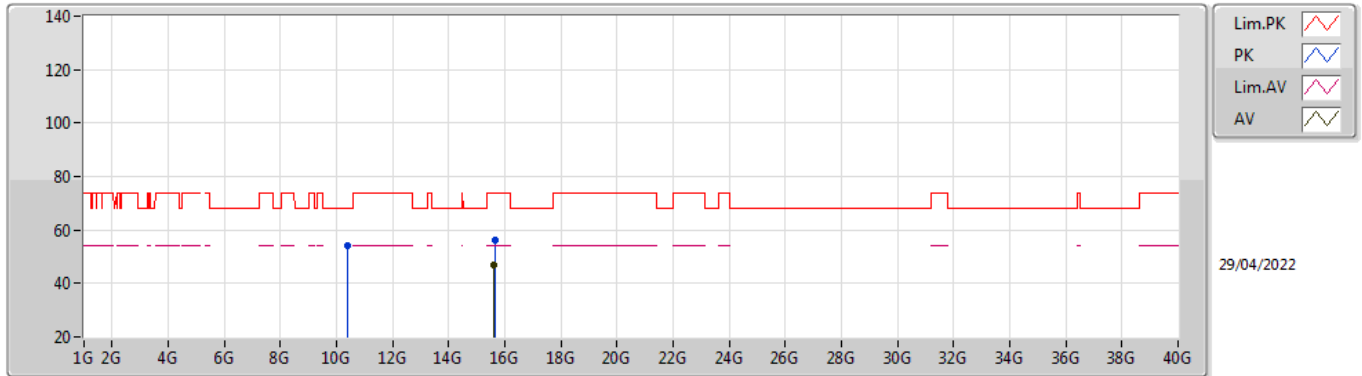
## 5210MHz\_TX



Type	Freq	Level	Limit	Margin	Factor	Dist	Condition	Azimuth	Height	Comment	Raw	AF	CL	PA
	(Hz)	(dBuV/m)	(dBuV/m)	(dB)	(dB)	(m)		(°)	(m)		(dBuV)	(dB)	(dB)	(dB)
AV	5.149G	44.97	54.00	-9.03	5.15	3	Horizontal	335	1.09	-	39.82	33.10	6.49	34.44
AV	5.207G	85.04	Inf	-Inf	5.09	3	Horizontal	335	1.09	-	79.95	32.99	6.54	34.44
AV	5.413G	45.07	54.00	-8.93	5.35	3	Horizontal	335	1.09	-	39.72	33.03	6.77	34.45
PK	5.127G	54.85	74.00	-19.15	5.19	3	Horizontal	335	1.09	-	49.66	33.15	6.48	34.44
PK	5.212G	93.72	Inf	-Inf	5.08	3	Horizontal	335	1.09	-	88.64	32.98	6.54	34.44
PK	5.418G	53.94	74.00	-20.06	5.35	3	Horizontal	335	1.09	-	48.59	33.04	6.77	34.46

# 802.11ax HEW80\_Nss1,(MCS0)\_2TX

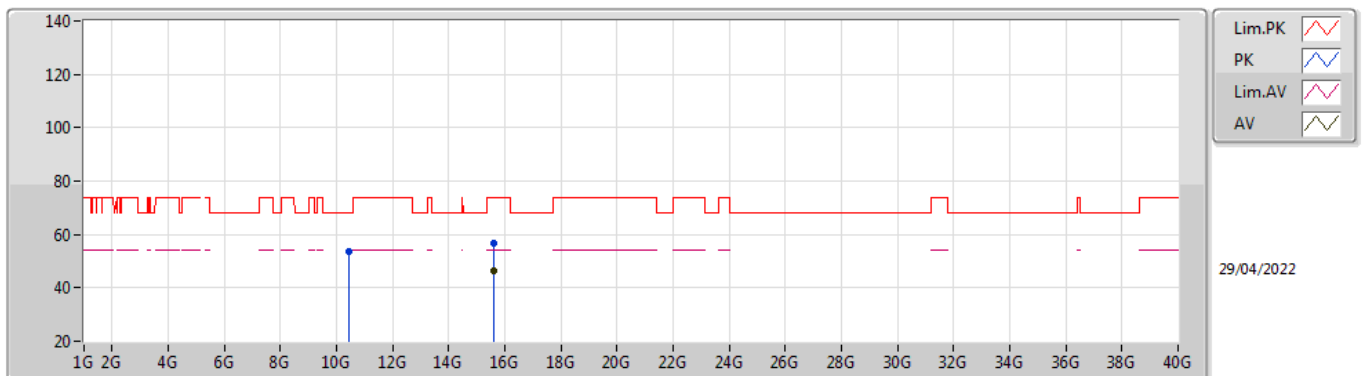
## 5210MHz\_TX



Type	Freq (Hz)	Level (dBuV/m)	Limit (dBuV/m)	Margin (dB)	Factor (dB)	Dist (m)	Condition	Azimuth (°)	Height (m)	Comment	Raw (dBuV)	AF (dB)	CL (dB)	PA (dB)
AV	15.6288G	46.80	54.00	-7.20	15.68	3	Vertical	88	1.09	-	31.12	38.54	11.67	34.53
PK	10.40448G	54.03	68.20	-14.17	13.59	3	Vertical	26	2.06	-	40.44	38.70	9.52	34.63
PK	15.63448G	56.44	74.00	-17.56	15.66	3	Vertical	88	1.09	-	40.78	38.53	11.67	34.54

# 802.11ax HEW80\_Nss1,(MCS0)\_2TX

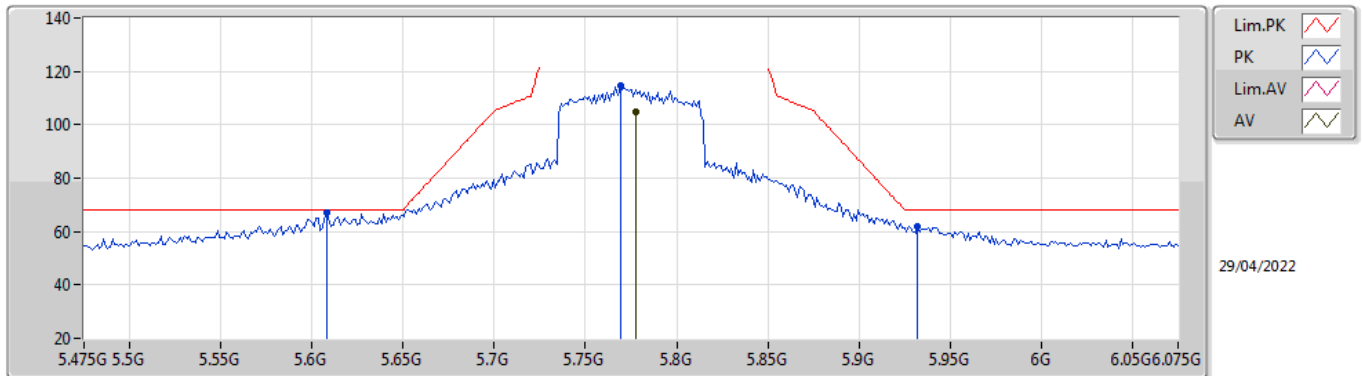
## 5210MHz\_TX



Type	Freq (Hz)	Level (dBuV/m)	Limit (dBuV/m)	Margin (dB)	Factor (dB)	Dist (m)	Condition	Azimuth (°)	Height (m)	Comment	Raw (dBuV)	AF (dB)	CL (dB)	PA (dB)
AV	15.62408G	46.56	54.00	-7.44	15.69	3	Horizontal	181	2.26	-	30.87	38.55	11.67	34.53
PK	10.42728G	53.54	68.20	-14.66	13.61	3	Horizontal	330	2.76	-	39.93	38.67	9.53	34.59
PK	15.61728G	56.57	74.00	-17.43	15.71	3	Horizontal	181	2.26	-	40.86	38.57	11.67	34.53

## 802.11ax HEW80\_Nss1,(MCS0)\_2TX

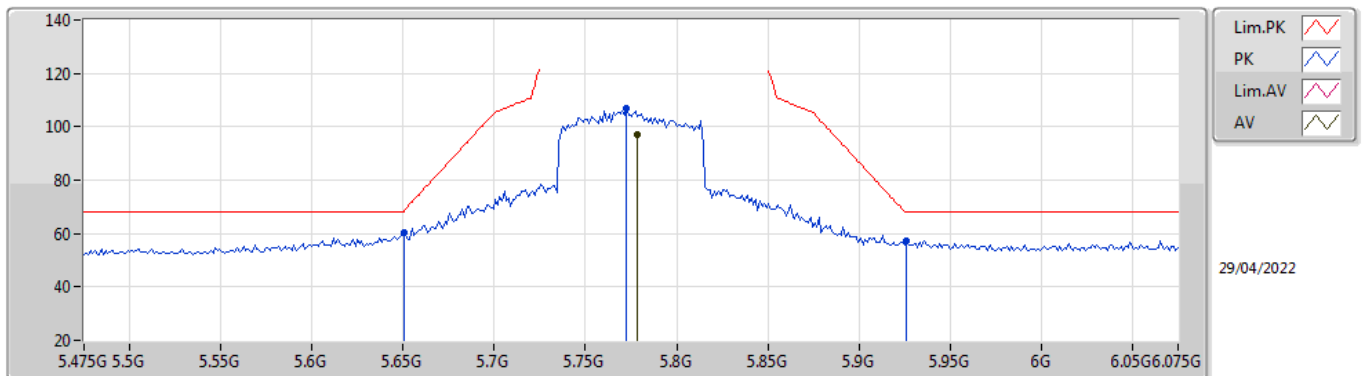
### 5775MHz\_TX



Type	Freq	Level	Limit	Margin	Factor	Dist	Condition	Azimuth	Height	Comment	Raw	AF	CL	PA
	(Hz)	(dBuV/m)	(dBuV/m)	(dB)	(dB)	(m)		(°)	(m)		(dBuV)	(dB)	(dB)	(dB)
AV	5.7774G	105.01	Inf	-Inf	6.28	3	Vertical	8	1.57	-	98.73	33.85	6.92	34.49
PK	5.6082G	67.06	68.20	-1.14	5.61	3	Vertical	8	1.57	-	61.45	33.22	6.86	34.47
PK	5.769G	114.47	Inf	-Inf	6.27	3	Vertical	8	1.57	-	108.20	33.84	6.92	34.49
PK	5.9322G	61.88	68.20	-6.32	6.83	3	Vertical	8	1.57	-	55.05	34.29	7.05	34.51

## 802.11ax HEW80\_Nss1,(MCS0)\_2TX

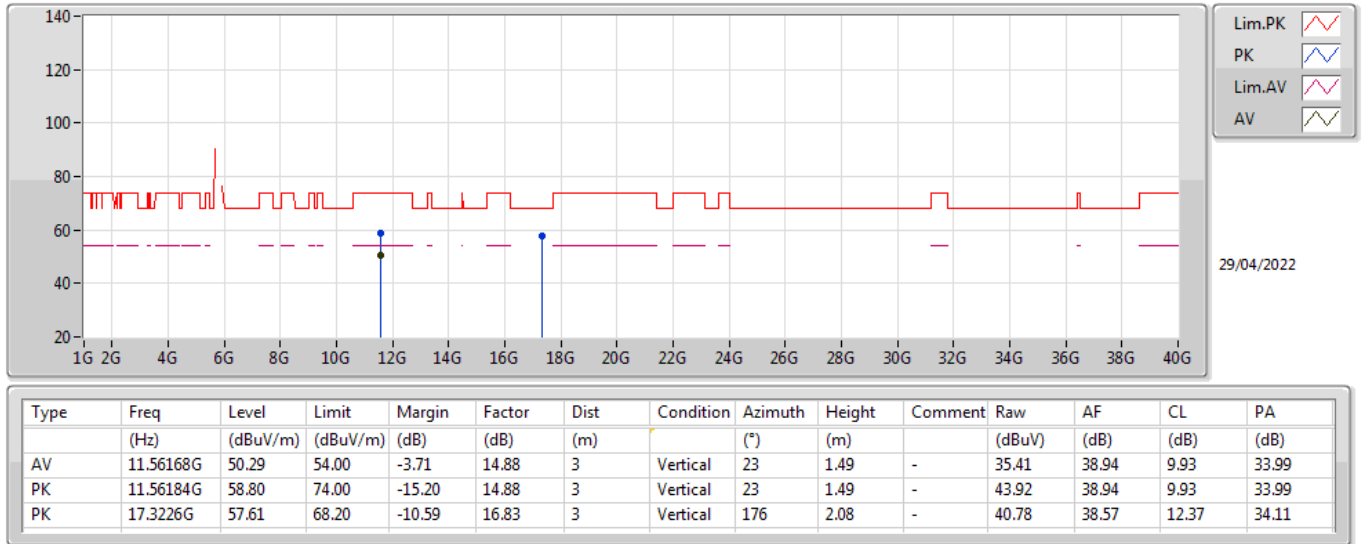
### 5775MHz\_TX



Type	Freq	Level	Limit	Margin	Factor	Dist	Condition	Azimuth	Height	Comment	Raw	AF	CL	PA
	(Hz)	(dBuV/m)	(dBuV/m)	(dB)	(dB)	(m)		(°)	(m)		(dBuV)	(dB)	(dB)	(dB)
AV	5.7786G	97.11	Inf	-Inf	6.29	3	Horizontal	160	2.09	-	90.82	33.86	6.92	34.49
PK	5.6502G	60.22	68.35	-8.13	5.70	3	Horizontal	160	2.09	-	54.52	33.30	6.88	34.48
PK	5.7726G	106.74	Inf	-Inf	6.28	3	Horizontal	160	2.09	-	100.46	33.85	6.92	34.49
PK	5.9262G	57.34	68.20	-10.86	6.79	3	Horizontal	160	2.09	-	50.55	34.26	7.04	34.51

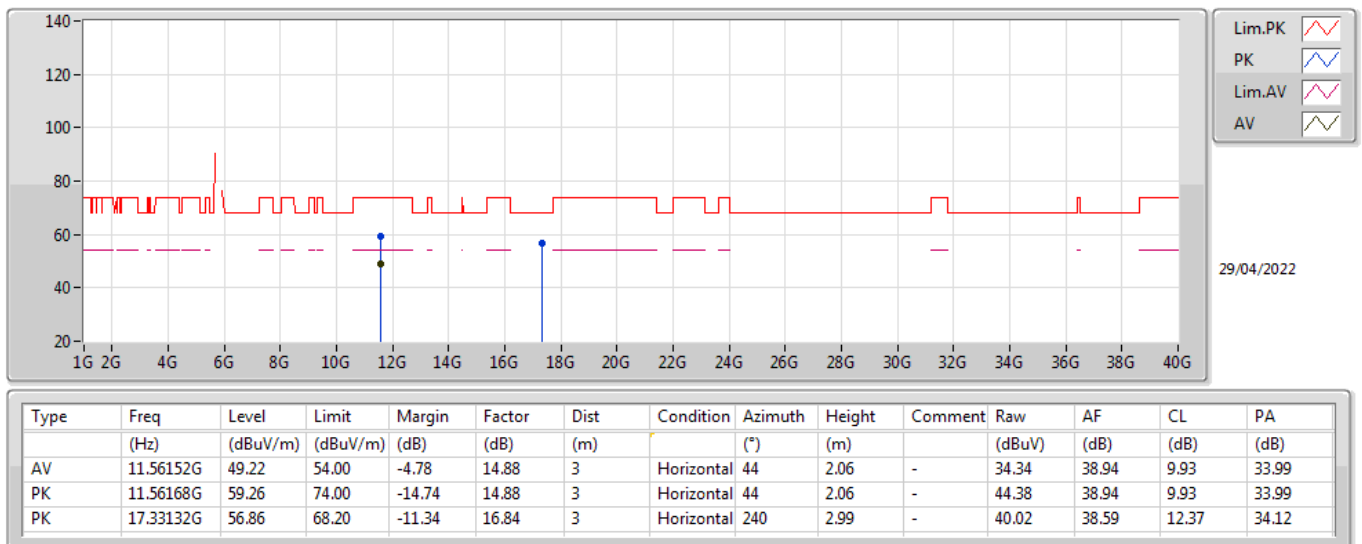
# 802.11ax HEW80\_Nss1,(MCS0)\_2TX

## 5775MHz\_TX



# 802.11ax HEW80\_Nss1,(MCS0)\_2TX

## 5775MHz\_TX







**Summary**

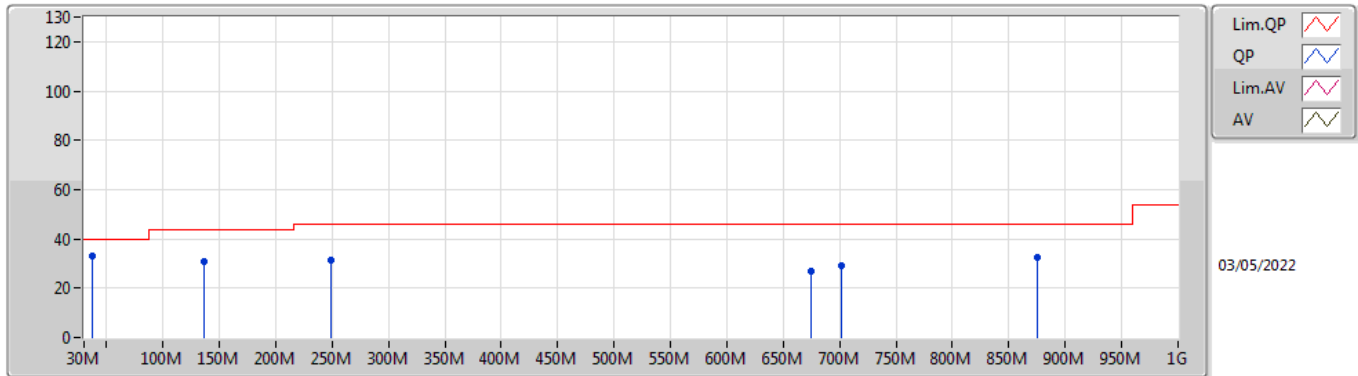
Mode	Result	Type	Freq (Hz)	Level (dBuV/m)	Limit (dBuV/m)	Margin (dB)	Dist (m)	Condition	Azimuth (°)	Height (m)	Comments
5.725-5.85GHz	-	-	-	-	-	-	-	-	-	-	-
802.11ax HEW80_Nss1,(MCS0)_2TX	Pass	PK	37.76M	32.98	40.00	-7.02	3	Vertical	0	1.00	-

**Result**

Mode	Result	Type	Freq (Hz)	Level (dBuV/m)	Limit (dBuV/m)	Margin (dB)	Dist (m)	Condition	Azimuth (°)	Height (m)	Comments
802.11ax HEW80_Nss1,(MCS0)_2TX	-	-	-	-	-	-	-	-	-	-	-
5775MHz	Pass	PK	37.76M	32.98	40.00	-7.02	3	Vertical	0	1.00	-
5775MHz	Pass	PK	136.7M	30.67	43.50	-12.83	3	Vertical	0	1.00	-
5775MHz	Pass	PK	249.22M	31.31	46.00	-14.69	3	Vertical	0	1.00	-
5775MHz	Pass	PK	701.24M	29.01	46.00	-16.99	3	Vertical	0	1.00	-
5775MHz	Pass	PK	674.08M	26.89	46.00	-19.11	3	Vertical	0	1.00	-
5775MHz	Pass	PK	875.84M	32.33	46.00	-13.67	3	Vertical	0	1.00	-
5775MHz	Pass	PK	125.06M	31.80	43.50	-11.70	3	Horizontal	360	1.00	-
5775MHz	Pass	PK	169.68M	34.19	43.50	-9.31	3	Horizontal	360	1.00	-
5775MHz	Pass	PK	295.78M	36.45	46.00	-9.55	3	Horizontal	360	1.00	-
5775MHz	Pass	PK	427.7M	27.57	46.00	-18.43	3	Horizontal	360	1.00	-
5775MHz	Pass	PK	701.24M	30.39	46.00	-15.61	3	Horizontal	360	1.00	-
5775MHz	Pass	PK	800.18M	30.76	46.00	-15.24	3	Horizontal	360	1.00	-

## 802.11ax HEW80\_Nss1,(MCS0)\_2TX

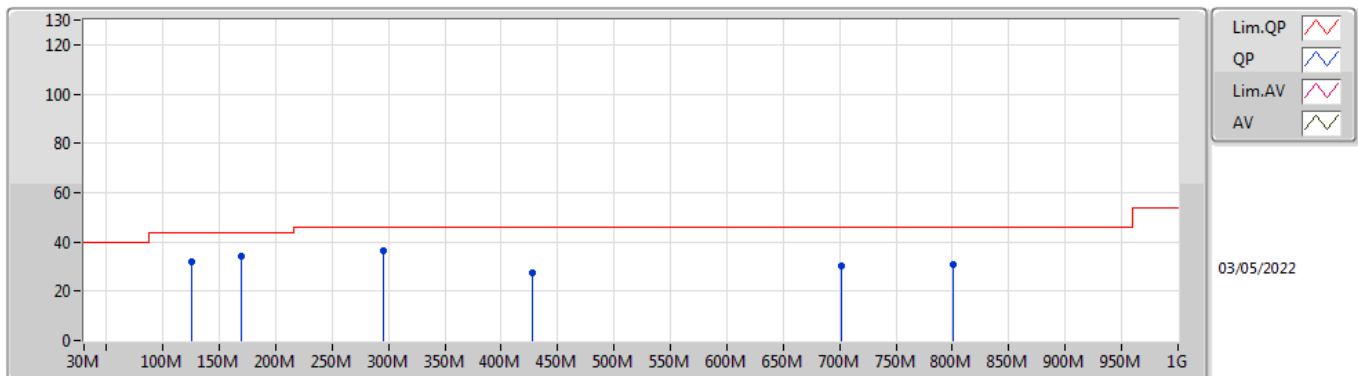
### 5775MHz\_Test fixture



Type	Freq (Hz)	Level (dBuV/m)	Limit (dBuV/m)	Margin (dB)	Factor (dB)	Dist (m)	Condition	Azimuth (°)	Height (m)	Comment	Raw (dBuV)	AF (dB)	CL (dB)	PA (dB)
PK	37.76M	32.98	40.00	-7.02	-7.34	3	Vertical	0	1.00	-	40.32	19.20	0.99	27.53
PK	136.7M	30.67	43.50	-12.83	-8.66	3	Vertical	0	1.00	-	39.33	16.62	1.92	27.20
PK	249.22M	31.31	46.00	-14.69	-6.61	3	Vertical	0	1.00	-	37.92	17.44	2.63	26.68
PK	701.24M	29.01	46.00	-16.99	0.82	3	Vertical	0	1.00	-	28.19	24.14	4.56	27.88
PK	674.08M	26.89	46.00	-19.11	0.64	3	Vertical	0	1.00	-	26.25	24.13	4.47	27.96
PK	875.84M	32.33	46.00	-13.67	3.40	3	Vertical	0	1.00	-	28.93	25.75	5.18	27.53

## 802.11ax HEW80\_Nss1,(MCS0)\_2TX

### 5775MHz\_Test fixture



Type	Freq (Hz)	Level (dBuV/m)	Limit (dBuV/m)	Margin (dB)	Factor (dB)	Dist (m)	Condition	Azimuth (°)	Height (m)	Comment	Raw (dBuV)	AF (dB)	CL (dB)	PA (dB)
PK	125.06M	31.80	43.50	-11.70	-8.12	3	Horizontal	360	1.00	-	39.92	17.30	1.84	27.26
PK	169.68M	34.19	43.50	-9.31	-10.18	3	Horizontal	360	1.00	-	44.37	14.72	2.15	27.05
PK	295.78M	36.45	46.00	-9.55	-5.54	3	Horizontal	360	1.00	-	41.99	18.18	2.90	26.62
PK	427.7M	27.57	46.00	-18.43	-2.08	3	Horizontal	360	1.00	-	29.65	21.81	3.50	27.39
PK	701.24M	30.39	46.00	-15.61	0.82	3	Horizontal	360	1.00	-	29.57	24.14	4.56	27.88
PK	800.18M	30.76	46.00	-15.24	2.25	3	Horizontal	360	1.00	-	28.51	25.10	4.95	27.80

**Summary**

Mode	Result	Type	Freq (Hz)	Level (dBuV/m)	Limit (dBuV/m)	Margin (dB)	Dist (m)	Condition	Azimuth (°)	Height (m)	Comments
5.15-5.25GHz	-	-	-	-	-	-	-	-	-	-	-
802.11a_Nss1,(6Mbps)_2TX	Pass	AV	15.53952G	53.17	54.00	-0.83	3	Vertical	156	2.28	-
802.11ax HEW20_Nss1,(MCS0)_2TX	Pass	AV	15.60176G	53.20	54.00	-0.80	3	Vertical	154	2.32	-
802.11ax HEW40_Nss1,(MCS0)_2TX	Pass	AV	5.1496G	53.74	54.00	-0.26	3	Horizontal	276	1.09	-
802.11ax HEW80_Nss1,(MCS0)_2TX	Pass	AV	5.15G	53.19	54.00	-0.81	3	Horizontal	277	1.00	-
5.725-5.85GHz	-	-	-	-	-	-	-	-	-	-	-
802.11a_Nss1,(6Mbps)_2TX	Pass	AV	11.56876G	53.88	54.00	-0.12	3	Horizontal	167	3.00	-
802.11ax HEW20_Nss1,(MCS0)_2TX	Pass	AV	11.49112G	53.58	54.00	-0.42	3	Vertical	145	1.71	-
802.11ax HEW40_Nss1,(MCS0)_2TX	Pass	AV	11.50392G	53.07	54.00	-0.93	3	Vertical	146	1.79	-
802.11ax HEW80_Nss1,(MCS0)_2TX	Pass	PK	5.925G	66.48	68.20	-1.72	3	Horizontal	32	1.02	-

Result

Mode	Result	Type	Freq (Hz)	Level (dBuV/m)	Limit (dBuV/m)	Margin (dB)	Dist (m)	Condition	Azimuth (°)	Height (m)	Comments
802.11a_Nss1,(6Mbps)_2TX	-	-	-	-	-	-	-	-	-	-	-
5180MHz	Pass	AV	5.15G	46.86	54.00	-7.14	3	Vertical	191	2.85	-
5180MHz	Pass	AV	5.1792G	102.32	Inf	-Inf	3	Vertical	191	2.85	-
5180MHz	Pass	PK	5.1498G	63.03	74.00	-10.97	3	Vertical	191	2.85	-
5180MHz	Pass	PK	5.1796G	110.05	Inf	-Inf	3	Vertical	191	2.85	-
5180MHz	Pass	AV	5.1498G	51.32	54.00	-2.68	3	Horizontal	278	1.10	-
5180MHz	Pass	AV	5.1808G	109.21	Inf	-Inf	3	Horizontal	278	1.10	-
5180MHz	Pass	PK	5.1498G	70.08	74.00	-3.92	3	Horizontal	278	1.10	-
5180MHz	Pass	PK	5.1808G	117.42	Inf	-Inf	3	Horizontal	278	1.10	-
5180MHz	Pass	AV	15.53952G	53.17	54.00	-0.83	3	Vertical	156	2.28	-
5180MHz	Pass	PK	10.35964G	64.19	68.20	-4.01	3	Vertical	51	2.37	-
5180MHz	Pass	PK	15.53408G	68.11	74.00	-5.89	3	Vertical	156	2.28	-
5180MHz	Pass	AV	15.53968G	50.77	54.00	-3.23	3	Horizontal	159	2.39	-
5180MHz	Pass	PK	10.35628G	64.48	68.20	-3.72	3	Horizontal	44	2.19	-
5180MHz	Pass	PK	15.54452G	64.79	74.00	-9.21	3	Horizontal	159	2.39	-
5200MHz	Pass	AV	5.15G	43.31	54.00	-10.69	3	Vertical	190	2.63	-
5200MHz	Pass	AV	5.1992G	101.89	Inf	-Inf	3	Vertical	190	2.63	-
5200MHz	Pass	PK	5.1412G	55.64	74.00	-18.36	3	Vertical	190	2.63	-
5200MHz	Pass	PK	5.1992G	109.38	Inf	-Inf	3	Vertical	190	2.63	-
5200MHz	Pass	AV	5.15G	46.59	54.00	-7.41	3	Horizontal	276	1.01	-
5200MHz	Pass	AV	5.2008G	109.61	Inf	-Inf	3	Horizontal	276	1.01	-
5200MHz	Pass	PK	5.148G	61.06	74.00	-12.94	3	Horizontal	276	1.01	-
5200MHz	Pass	PK	5.2008G	118.49	Inf	-Inf	3	Horizontal	276	1.01	-
5200MHz	Pass	AV	15.59928G	52.64	54.00	-1.36	3	Vertical	155	2.29	-
5200MHz	Pass	PK	10.39724G	63.74	68.20	-4.46	3	Vertical	118	2.95	-
5200MHz	Pass	PK	15.60968G	67.06	74.00	-6.94	3	Vertical	155	2.29	-
5200MHz	Pass	AV	15.60092G	49.07	54.00	-4.93	3	Horizontal	161	2.45	-
5200MHz	Pass	PK	10.399G	63.72	68.20	-4.48	3	Horizontal	58	2.40	-
5200MHz	Pass	PK	15.60124G	63.48	74.00	-10.52	3	Horizontal	161	2.45	-
5240MHz	Pass	AV	5.1266G	43.34	54.00	-10.66	3	Vertical	191	2.75	-
5240MHz	Pass	AV	5.237G	104.05	Inf	-Inf	3	Vertical	191	2.75	-
5240MHz	Pass	AV	5.3576G	42.91	54.00	-11.09	3	Vertical	191	2.75	-
5240MHz	Pass	PK	5.0996G	54.54	74.00	-19.46	3	Vertical	191	2.75	-
5240MHz	Pass	PK	5.2424G	112.28	Inf	-Inf	3	Vertical	191	2.75	-
5240MHz	Pass	PK	5.3828G	54.07	74.00	-19.93	3	Vertical	191	2.75	-
5240MHz	Pass	AV	5.1128G	46.14	54.00	-7.86	3	Horizontal	277	1.06	-
5240MHz	Pass	AV	5.2382G	110.77	Inf	-Inf	3	Horizontal	277	1.06	-
5240MHz	Pass	AV	5.3522G	45.43	54.00	-8.57	3	Horizontal	277	1.06	-
5240MHz	Pass	PK	5.1026G	57.15	74.00	-16.85	3	Horizontal	277	1.06	-
5240MHz	Pass	PK	5.2382G	119.35	Inf	-Inf	3	Horizontal	277	1.06	-
5240MHz	Pass	PK	5.363G	55.96	74.00	-18.04	3	Horizontal	277	1.06	-
5240MHz	Pass	AV	15.71816G	52.79	54.00	-1.21	3	Vertical	152	2.50	-
5240MHz	Pass	PK	10.48276G	64.15	68.20	-4.05	3	Vertical	146	2.50	-
5240MHz	Pass	PK	15.71308G	66.12	74.00	-7.88	3	Vertical	152	2.50	-
5240MHz	Pass	AV	15.72068G	49.39	54.00	-4.61	3	Horizontal	161	2.40	-
5240MHz	Pass	PK	10.47924G	63.05	68.20	-5.15	3	Horizontal	27	2.07	-
5240MHz	Pass	PK	15.72172G	62.00	74.00	-12.00	3	Horizontal	161	2.40	-
5745MHz	Pass	AV	5.7462G	107.38	Inf	-Inf	3	Vertical	182	2.18	-
5745MHz	Pass	PK	5.487G	55.07	68.20	-13.13	3	Vertical	182	2.18	-
5745MHz	Pass	PK	5.745G	115.43	Inf	-Inf	3	Vertical	182	2.18	-
5745MHz	Pass	PK	5.955G	56.84	68.20	-11.36	3	Vertical	182	2.18	-
5745MHz	Pass	AV	5.7462G	108.78	Inf	-Inf	3	Horizontal	33	1.16	-
5745MHz	Pass	PK	5.643G	56.01	68.20	-12.19	3	Horizontal	33	1.16	-
5745MHz	Pass	PK	5.7462G	116.41	Inf	-Inf	3	Horizontal	33	1.16	-
5745MHz	Pass	PK	5.9442G	56.94	68.20	-11.26	3	Horizontal	33	1.16	-
5745MHz	Pass	AV	11.48788G	53.54	54.00	-0.46	3	Vertical	144	1.57	-
5745MHz	Pass	PK	11.49304G	68.02	74.00	-5.98	3	Vertical	144	1.57	-
5745MHz	Pass	PK	17.23468G	63.19	68.20	-5.01	3	Vertical	193	2.42	-
5745MHz	Pass	AV	11.48772G	47.25	54.00	-6.75	3	Horizontal	146	1.64	-
5745MHz	Pass	PK	11.49328G	61.41	74.00	-12.59	3	Horizontal	146	1.64	-
5745MHz	Pass	PK	17.23596G	65.02	68.20	-3.18	3	Horizontal	164	2.40	-



# RSE TX above 1GHz\_Non-Beamforming\_Dipole Antenna

## Appendix E.4

Mode	Result	Type	Freq (Hz)	Level (dBuV/m)	Limit (dBuV/m)	Margin (dB)	Dist (m)	Condition	Azimuth (°)	Height (m)	Comments
5785MHz	Pass	AV	5.785G	106.45	Inf	-Inf	3	Vertical	186	2.18	-
5785MHz	Pass	PK	5.6254G	55.16	68.20	-13.04	3	Vertical	186	2.18	-
5785MHz	Pass	PK	5.7898G	114.36	Inf	-Inf	3	Vertical	186	2.18	-
5785MHz	Pass	PK	5.941G	56.46	68.20	-11.74	3	Vertical	186	2.18	-
5785MHz	Pass	AV	5.7862G	108.90	Inf	-Inf	3	Horizontal	35	1.02	-
5785MHz	Pass	PK	5.6362G	55.79	68.20	-12.41	3	Horizontal	35	1.02	-
5785MHz	Pass	PK	5.7862G	116.51	Inf	-Inf	3	Horizontal	35	1.02	-
5785MHz	Pass	PK	5.9518G	56.67	68.20	-11.53	3	Horizontal	35	1.02	-
5785MHz	Pass	AV	11.56856G	53.83	54.00	-0.17	3	Vertical	145	1.72	-
5785MHz	Pass	PK	11.56804G	67.36	74.00	-6.64	3	Vertical	145	1.72	-
5785MHz	Pass	PK	17.36272G	58.89	68.20	-9.31	3	Vertical	138	3.00	-
5785MHz	Pass	AV	11.56876G	53.88	54.00	-0.12	3	Horizontal	167	3.00	-
5785MHz	Pass	PK	11.56852G	67.18	74.00	-6.82	3	Horizontal	167	3.00	-
5785MHz	Pass	PK	17.34872G	66.25	68.20	-1.95	3	Horizontal	165	2.78	-
5825MHz	Pass	AV	5.825G	106.16	Inf	-Inf	3	Vertical	184	2.32	-
5825MHz	Pass	PK	5.6258G	54.79	68.20	-13.41	3	Vertical	184	2.32	-
5825MHz	Pass	PK	5.8262G	114.05	Inf	-Inf	3	Vertical	184	2.32	-
5825MHz	Pass	PK	5.9402G	56.54	68.20	-11.66	3	Vertical	184	2.32	-
5825MHz	Pass	AV	5.8262G	108.15	Inf	-Inf	3	Horizontal	35	1.13	-
5825MHz	Pass	PK	5.6126G	55.37	68.20	-12.83	3	Horizontal	35	1.13	-
5825MHz	Pass	PK	5.8262G	115.79	Inf	-Inf	3	Horizontal	35	1.13	-
5825MHz	Pass	PK	5.9522G	56.69	68.20	-11.51	3	Horizontal	35	1.13	-
5825MHz	Pass	AV	11.6494G	52.59	54.00	-1.41	3	Vertical	119	2.98	-
5825MHz	Pass	PK	11.64916G	68.45	74.00	-5.55	3	Vertical	119	2.98	-
5825MHz	Pass	PK	17.47044G	62.66	68.20	-5.54	3	Vertical	88	2.97	-
5825MHz	Pass	AV	11.64956G	51.84	54.00	-2.16	3	Horizontal	160	3.00	-
5825MHz	Pass	PK	11.649G	65.36	74.00	-8.64	3	Horizontal	160	3.00	-
5825MHz	Pass	PK	17.4728G	57.27	68.20	-10.93	3	Horizontal	173	1.50	-
802.11ax HEW20_Nss1,(MCS0)_2TX	-	-	-	-	-	-	-	-	-	-	-
5180MHz	Pass	AV	5.1486G	46.90	54.00	-7.10	3	Vertical	190	2.85	-
5180MHz	Pass	AV	5.1812G	100.86	Inf	-Inf	3	Vertical	190	2.85	-
5180MHz	Pass	PK	5.1492G	57.80	74.00	-16.20	3	Vertical	190	2.85	-
5180MHz	Pass	PK	5.1762G	110.98	Inf	-Inf	3	Vertical	190	2.85	-
5180MHz	Pass	AV	5.1488G	52.29	54.00	-1.71	3	Horizontal	277	1.12	-
5180MHz	Pass	AV	5.179G	107.94	Inf	-Inf	3	Horizontal	277	1.12	-
5180MHz	Pass	PK	5.1448G	64.85	74.00	-9.15	3	Horizontal	277	1.12	-
5180MHz	Pass	PK	5.1816G	117.46	Inf	-Inf	3	Horizontal	277	1.12	-
5180MHz	Pass	AV	15.53328G	51.93	54.00	-2.07	3	Vertical	156	2.26	-
5180MHz	Pass	PK	10.36376G	63.36	68.20	-4.84	3	Vertical	118	3.00	-
5180MHz	Pass	PK	15.53276G	62.82	74.00	-11.18	3	Vertical	156	2.26	-
5180MHz	Pass	AV	15.53592G	47.67	54.00	-6.33	3	Horizontal	306	2.71	-
5180MHz	Pass	PK	10.36652G	62.09	68.20	-6.11	3	Horizontal	58	2.44	-
5180MHz	Pass	PK	15.53076G	57.60	74.00	-16.40	3	Horizontal	306	2.71	-
5200MHz	Pass	AV	5.1472G	45.52	54.00	-8.48	3	Vertical	355	2.85	-
5200MHz	Pass	AV	5.1996G	100.55	Inf	-Inf	3	Vertical	355	2.85	-
5200MHz	Pass	PK	5.1292G	55.03	74.00	-18.97	3	Vertical	355	2.85	-
5200MHz	Pass	PK	5.1992G	110.83	Inf	-Inf	3	Vertical	355	2.85	-
5200MHz	Pass	AV	5.15G	49.13	54.00	-4.87	3	Horizontal	276	1.05	-
5200MHz	Pass	AV	5.2024G	109.20	Inf	-Inf	3	Horizontal	276	1.05	-
5200MHz	Pass	PK	5.15G	60.77	74.00	-13.23	3	Horizontal	276	1.05	-
5200MHz	Pass	PK	5.2024G	118.69	Inf	-Inf	3	Horizontal	276	1.05	-
5200MHz	Pass	AV	15.60176G	53.20	54.00	-0.80	3	Vertical	154	2.32	-
5200MHz	Pass	PK	10.40484G	61.44	68.20	-6.76	3	Vertical	124	2.11	-
5200MHz	Pass	PK	15.60072G	65.51	74.00	-8.49	3	Vertical	154	2.32	-
5200MHz	Pass	AV	15.60292G	50.41	54.00	-3.59	3	Horizontal	161	2.34	-
5200MHz	Pass	PK	10.39464G	63.69	68.20	-4.51	3	Horizontal	56	2.10	-
5200MHz	Pass	PK	15.60092G	61.31	74.00	-12.69	3	Horizontal	161	2.34	-
5240MHz	Pass	AV	5.0972G	44.88	54.00	-9.12	3	Vertical	234	1.49	-
5240MHz	Pass	AV	5.2394G	94.56	Inf	-Inf	3	Vertical	234	1.49	-
5240MHz	Pass	AV	5.3516G	45.11	54.00	-8.89	3	Vertical	234	1.49	-
5240MHz	Pass	PK	5.123G	53.91	74.00	-20.09	3	Vertical	234	1.49	-
5240MHz	Pass	PK	5.2424G	104.02	Inf	-Inf	3	Vertical	234	1.49	-



## RSE TX above 1GHz\_Non-Beamforming\_Dipole Antenna

## Appendix E.4

Mode	Result	Type	Freq (Hz)	Level (dBuV/m)	Limit (dBuV/m)	Margin (dB)	Dist (m)	Condition	Azimuth (°)	Height (m)	Comments
5240MHz	Pass	PK	5.3582G	53.84	74.00	-20.16	3	Vertical	234	1.49	-
5240MHz	Pass	AV	5.09G	48.22	54.00	-5.78	3	Horizontal	277	1.06	-
5240MHz	Pass	AV	5.2376G	109.52	Inf	-Inf	3	Horizontal	277	1.06	-
5240MHz	Pass	AV	5.36G	47.50	54.00	-6.50	3	Horizontal	277	1.06	-
5240MHz	Pass	PK	5.111G	57.48	74.00	-16.52	3	Horizontal	277	1.06	-
5240MHz	Pass	PK	5.2424G	118.27	Inf	-Inf	3	Horizontal	277	1.06	-
5240MHz	Pass	PK	5.3684G	56.14	74.00	-17.86	3	Horizontal	277	1.06	-
5240MHz	Pass	AV	15.7224G	52.23	54.00	-1.77	3	Vertical	154	2.07	-
5240MHz	Pass	PK	10.48144G	60.90	68.20	-7.30	3	Vertical	139	2.92	-
5240MHz	Pass	PK	15.71828G	64.54	74.00	-9.46	3	Vertical	154	2.07	-
5240MHz	Pass	AV	15.7166G	49.66	54.00	-4.34	3	Horizontal	156	3.00	-
5240MHz	Pass	PK	10.476G	62.72	68.20	-5.48	3	Horizontal	135	2.91	-
5240MHz	Pass	PK	15.7138G	60.51	74.00	-13.49	3	Horizontal	156	3.00	-
5745MHz	Pass	AV	5.7438G	101.29	Inf	-Inf	3	Vertical	125	1.55	-
5745MHz	Pass	PK	5.6178G	54.63	68.20	-13.57	3	Vertical	125	1.55	-
5745MHz	Pass	PK	5.7414G	110.53	Inf	-Inf	3	Vertical	125	1.55	-
5745MHz	Pass	PK	5.9694G	55.85	68.20	-12.35	3	Vertical	125	1.55	-
5745MHz	Pass	AV	5.7474G	108.06	Inf	-Inf	3	Horizontal	32	1.15	-
5745MHz	Pass	PK	5.6166G	55.84	68.20	-12.36	3	Horizontal	32	1.15	-
5745MHz	Pass	PK	5.7498G	116.82	Inf	-Inf	3	Horizontal	32	1.15	-
5745MHz	Pass	PK	6.0222G	56.73	68.20	-11.47	3	Horizontal	32	1.15	-
5745MHz	Pass	AV	11.49112G	53.58	54.00	-0.42	3	Vertical	145	1.71	-
5745MHz	Pass	PK	11.49676G	65.18	74.00	-8.82	3	Vertical	145	1.71	-
5745MHz	Pass	PK	17.23556G	61.81	68.20	-6.39	3	Vertical	191	2.76	-
5745MHz	Pass	AV	11.49412G	50.97	54.00	-3.03	3	Horizontal	139	2.95	-
5745MHz	Pass	PK	11.49628G	63.18	74.00	-10.82	3	Horizontal	139	2.95	-
5745MHz	Pass	PK	17.23672G	62.20	68.20	-6.00	3	Horizontal	167	2.29	-
5785MHz	Pass	AV	5.7802G	105.83	Inf	-Inf	3	Vertical	187	2.28	-
5785MHz	Pass	PK	5.623G	55.21	68.20	-12.99	3	Vertical	187	2.28	-
5785MHz	Pass	PK	5.7826G	114.15	Inf	-Inf	3	Vertical	187	2.28	-
5785MHz	Pass	PK	6.0106G	56.86	68.20	-11.34	3	Vertical	187	2.28	-
5785MHz	Pass	AV	5.7874G	107.37	Inf	-Inf	3	Horizontal	33	1.00	-
5785MHz	Pass	PK	5.6266G	55.27	68.20	-12.93	3	Horizontal	33	1.00	-
5785MHz	Pass	PK	5.7826G	115.98	Inf	-Inf	3	Horizontal	33	1.00	-
5785MHz	Pass	PK	5.9554G	57.39	68.20	-10.81	3	Horizontal	33	1.00	-
5785MHz	Pass	AV	11.57168G	53.38	54.00	-0.62	3	Vertical	137	3.00	-
5785MHz	Pass	PK	11.56896G	66.12	74.00	-7.88	3	Vertical	137	3.00	-
5785MHz	Pass	PK	17.3626G	60.78	68.20	-7.42	3	Vertical	87	2.76	-
5785MHz	Pass	AV	11.56936G	52.06	54.00	-1.94	3	Horizontal	160	2.94	-
5785MHz	Pass	PK	11.5794G	63.10	74.00	-10.90	3	Horizontal	160	2.94	-
5785MHz	Pass	PK	17.34652G	59.36	68.20	-8.84	3	Horizontal	143	2.94	-
5825MHz	Pass	AV	5.8226G	104.71	Inf	-Inf	3	Vertical	186	2.28	-
5825MHz	Pass	PK	5.6414G	54.90	68.20	-13.30	3	Vertical	186	2.28	-
5825MHz	Pass	PK	5.825G	113.78	Inf	-Inf	3	Vertical	186	2.28	-
5825MHz	Pass	PK	6.0554G	56.86	68.20	-11.34	3	Vertical	186	2.28	-
5825MHz	Pass	AV	5.8274G	106.48	Inf	-Inf	3	Horizontal	35	1.13	-
5825MHz	Pass	PK	5.591G	55.36	68.20	-12.84	3	Horizontal	35	1.13	-
5825MHz	Pass	PK	5.8202G	116.26	Inf	-Inf	3	Horizontal	35	1.13	-
5825MHz	Pass	PK	5.9702G	57.00	68.20	-11.20	3	Horizontal	35	1.13	-
5825MHz	Pass	AV	11.64964G	53.55	54.00	-0.45	3	Vertical	133	2.70	-
5825MHz	Pass	PK	11.65188G	64.74	74.00	-9.26	3	Vertical	133	2.70	-
5825MHz	Pass	PK	17.47264G	61.41	68.20	-6.79	3	Vertical	106	2.77	-
5825MHz	Pass	AV	11.6476G	52.59	54.00	-1.41	3	Horizontal	159	2.55	-
5825MHz	Pass	PK	11.65456G	63.95	74.00	-10.05	3	Horizontal	159	2.55	-
5825MHz	Pass	PK	17.46524G	57.71	68.20	-10.49	3	Horizontal	0	1.14	-
802.11ax HEW40_Nss1,(MCS0)_2TX	-	-	-	-	-	-	-	-	-	-	-
5190MHz	Pass	AV	5.1496G	48.92	54.00	-5.08	3	Vertical	190	2.86	-
5190MHz	Pass	AV	5.1924G	96.80	Inf	-Inf	3	Vertical	190	2.86	-
5190MHz	Pass	PK	5.1496G	64.63	74.00	-9.37	3	Vertical	190	2.86	-
5190MHz	Pass	PK	5.1876G	107.41	Inf	-Inf	3	Vertical	190	2.86	-
5190MHz	Pass	AV	5.1456G	53.00	54.00	-1.00	3	Horizontal	277	1.11	-
5190MHz	Pass	AV	5.188G	104.79	Inf	-Inf	3	Horizontal	277	1.11	-

Mode	Result	Type	Freq (Hz)	Level (dBuV/m)	Limit (dBuV/m)	Margin (dB)	Dist (m)	Condition	Azimuth (°)	Height (m)	Comments
5190MHz	Pass	PK	5.15G	69.98	74.00	-4.02	3	Horizontal	277	1.11	-
5190MHz	Pass	PK	5.1952G	114.71	Inf	-Inf	3	Horizontal	277	1.11	-
5190MHz	Pass	AV	15.55808G	47.71	54.00	-6.29	3	Vertical	152	2.68	-
5190MHz	Pass	PK	10.38042G	59.16	68.20	-9.04	3	Vertical	117	2.84	-
5190MHz	Pass	PK	15.57744G	58.59	74.00	-15.41	3	Vertical	152	2.68	-
5190MHz	Pass	AV	15.56672G	47.20	54.00	-6.80	3	Horizontal	164	2.45	-
5190MHz	Pass	PK	10.38064G	59.99	68.20	-8.21	3	Horizontal	306	1.09	-
5190MHz	Pass	PK	15.5864G	57.10	74.00	-16.90	3	Horizontal	164	2.45	-
5230MHz	Pass	AV	5.1436G	47.75	54.00	-6.25	3	Vertical	190	2.60	-
5230MHz	Pass	AV	5.2308G	101.36	Inf	-Inf	3	Vertical	190	2.60	-
5230MHz	Pass	PK	5.1428G	61.02	74.00	-12.98	3	Vertical	190	2.60	-
5230MHz	Pass	PK	5.2264G	109.72	Inf	-Inf	3	Vertical	190	2.60	-
5230MHz	Pass	AV	5.1496G	53.74	54.00	-0.26	3	Horizontal	276	1.09	-
5230MHz	Pass	AV	5.2292G	108.01	Inf	-Inf	3	Horizontal	276	1.09	-
5230MHz	Pass	PK	5.1496G	70.29	74.00	-3.71	3	Horizontal	276	1.09	-
5230MHz	Pass	PK	5.2316G	117.94	Inf	-Inf	3	Horizontal	276	1.09	-
5230MHz	Pass	AV	15.69088G	52.22	54.00	-1.78	3	Vertical	155	2.30	-
5230MHz	Pass	PK	10.45728G	59.12	68.20	-9.08	3	Vertical	124	2.12	-
5230MHz	Pass	PK	15.67336G	63.58	74.00	-10.42	3	Vertical	155	2.30	-
5230MHz	Pass	AV	15.68248G	48.91	54.00	-5.09	3	Horizontal	157	2.48	-
5230MHz	Pass	PK	10.4644G	60.72	68.20	-7.48	3	Horizontal	56	2.23	-
5230MHz	Pass	PK	15.67792G	59.12	74.00	-14.88	3	Horizontal	157	2.48	-
5755MHz	Pass	AV	5.7538G	100.10	Inf	-Inf	3	Vertical	124	1.50	-
5755MHz	Pass	PK	5.647G	57.76	68.20	-10.44	3	Vertical	124	1.50	-
5755MHz	Pass	PK	5.755G	109.49	Inf	-Inf	3	Vertical	124	1.50	-
5755MHz	Pass	PK	6.0118G	55.96	68.20	-12.24	3	Vertical	124	1.50	-
5755MHz	Pass	AV	5.7574G	107.45	Inf	-Inf	3	Horizontal	32	1.04	-
5755MHz	Pass	PK	5.6542G	69.03	71.31	-2.28	3	Horizontal	32	1.04	-
5755MHz	Pass	PK	5.7526G	117.30	Inf	-Inf	3	Horizontal	32	1.04	-
5755MHz	Pass	PK	5.929G	57.70	68.20	-10.50	3	Horizontal	32	1.04	-
5755MHz	Pass	AV	11.50392G	53.07	54.00	-0.93	3	Vertical	146	1.79	-
5755MHz	Pass	PK	11.51152G	62.90	74.00	-11.10	3	Vertical	146	1.79	-
5755MHz	Pass	PK	17.27716G	58.89	68.20	-9.31	3	Vertical	136	1.94	-
5755MHz	Pass	AV	11.50896G	51.97	54.00	-2.03	3	Horizontal	167	3.00	-
5755MHz	Pass	PK	11.51184G	62.35	74.00	-11.65	3	Horizontal	167	3.00	-
5755MHz	Pass	PK	17.26316G	63.05	68.20	-5.15	3	Horizontal	165	3.00	-
5795MHz	Pass	AV	5.7962G	104.72	Inf	-Inf	3	Vertical	187	2.24	-
5795MHz	Pass	PK	5.6378G	55.09	68.20	-13.11	3	Vertical	187	2.24	-
5795MHz	Pass	PK	5.7938G	114.49	Inf	-Inf	3	Vertical	187	2.24	-
5795MHz	Pass	PK	5.9294G	56.67	68.20	-11.53	3	Vertical	187	2.24	-
5795MHz	Pass	AV	5.7938G	106.10	Inf	-Inf	3	Horizontal	32	1.08	-
5795MHz	Pass	PK	5.633G	55.74	68.20	-12.46	3	Horizontal	32	1.08	-
5795MHz	Pass	PK	5.7962G	115.12	Inf	-Inf	3	Horizontal	32	1.08	-
5795MHz	Pass	PK	5.9378G	57.62	68.20	-10.58	3	Horizontal	32	1.08	-
5795MHz	Pass	AV	11.59448G	51.99	54.00	-2.01	3	Vertical	118	3.00	-
5795MHz	Pass	PK	11.59448G	61.85	74.00	-12.15	3	Vertical	118	3.00	-
5795MHz	Pass	PK	17.37612G	60.47	68.20	-7.73	3	Vertical	190	2.77	-
5795MHz	Pass	AV	11.58688G	50.82	54.00	-3.18	3	Horizontal	160	3.00	-
5795MHz	Pass	PK	11.58208G	64.31	74.00	-9.69	3	Horizontal	160	3.00	-
5795MHz	Pass	PK	17.38164G	61.28	68.20	-6.92	3	Horizontal	163	2.98	-
802.11ax HEW80_Nss1,(MCS0)_2TX	-	-	-	-	-	-	-	-	-	-	-
5210MHz	Pass	AV	5.064G	45.12	54.00	-8.88	3	Vertical	234	2.95	-
5210MHz	Pass	AV	5.209G	81.86	Inf	-Inf	3	Vertical	234	2.95	-
5210MHz	Pass	AV	5.377G	45.26	54.00	-8.74	3	Vertical	234	2.95	-
5210MHz	Pass	PK	5.034G	54.94	74.00	-19.06	3	Vertical	234	2.95	-
5210MHz	Pass	PK	5.209G	91.23	Inf	-Inf	3	Vertical	234	2.95	-
5210MHz	Pass	PK	5.452G	54.23	74.00	-19.77	3	Vertical	234	2.95	-
5210MHz	Pass	AV	5.15G	53.19	54.00	-0.81	3	Horizontal	277	1.00	-
5210MHz	Pass	AV	5.208G	98.64	Inf	-Inf	3	Horizontal	277	1.00	-
5210MHz	Pass	AV	5.445G	45.41	54.00	-8.59	3	Horizontal	277	1.00	-
5210MHz	Pass	PK	5.15G	61.91	74.00	-12.09	3	Horizontal	277	1.00	-
5210MHz	Pass	PK	5.208G	107.85	Inf	-Inf	3	Horizontal	277	1.00	-





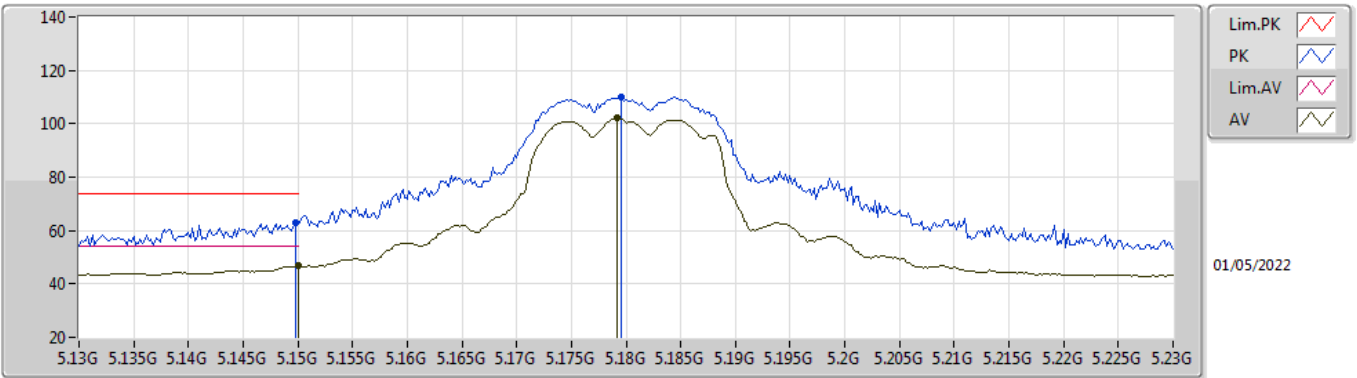
## RSE TX above 1GHz\_Non-Beamforming\_Dipole Antenna

## Appendix E.4

Mode	Result	Type	Freq (Hz)	Level (dBuV/m)	Limit (dBuV/m)	Margin (dB)	Dist (m)	Condition	Azimuth (°)	Height (m)	Comments
5210MHz	Pass	PK	5.454G	54.72	74.00	-19.28	3	Horizontal	277	1.00	-
5210MHz	Pass	AV	15.62538G	46.56	54.00	-7.44	3	Vertical	346	2.44	-
5210MHz	Pass	PK	10.40688G	54.03	68.20	-14.17	3	Vertical	0	1.50	-
5210MHz	Pass	PK	15.64308G	56.28	74.00	-17.72	3	Vertical	346	2.44	-
5210MHz	Pass	AV	15.62562G	46.65	54.00	-7.35	3	Horizontal	140	1.15	-
5210MHz	Pass	PK	10.40596G	53.80	68.20	-14.40	3	Horizontal	269	2.88	-
5210MHz	Pass	PK	15.62028G	55.92	74.00	-18.08	3	Horizontal	140	1.15	-
5775MHz	Pass	AV	5.7798G	102.43	Inf	-Inf	3	Vertical	187	2.23	-
5775MHz	Pass	PK	5.6502G	62.80	68.35	-5.55	3	Vertical	187	2.23	-
5775MHz	Pass	PK	5.7774G	112.19	Inf	-Inf	3	Vertical	187	2.23	-
5775MHz	Pass	PK	5.943G	63.10	68.20	-5.10	3	Vertical	187	2.23	-
5775MHz	Pass	AV	5.7798G	103.97	Inf	-Inf	3	Horizontal	32	1.02	-
5775MHz	Pass	PK	5.6502G	65.29	68.35	-3.06	3	Horizontal	32	1.02	-
5775MHz	Pass	PK	5.7774G	113.72	Inf	-Inf	3	Horizontal	32	1.02	-
5775MHz	Pass	PK	5.925G	66.48	68.20	-1.72	3	Horizontal	32	1.02	-
5775MHz	Pass	AV	11.56888G	49.39	54.00	-4.61	3	Vertical	144	2.06	-
5775MHz	Pass	PK	11.57256G	58.98	74.00	-15.02	3	Vertical	144	2.06	-
5775MHz	Pass	PK	17.35476G	58.32	68.20	-9.88	3	Vertical	0	1.19	-
5775MHz	Pass	AV	11.58488G	44.99	54.00	-9.01	3	Horizontal	126	1.50	-
5775MHz	Pass	PK	11.55128G	54.45	74.00	-19.55	3	Horizontal	126	1.50	-
5775MHz	Pass	PK	17.34564G	57.77	68.20	-10.43	3	Horizontal	94	1.81	-

## 802.11a\_Nss1,(6Mbps)\_2TX

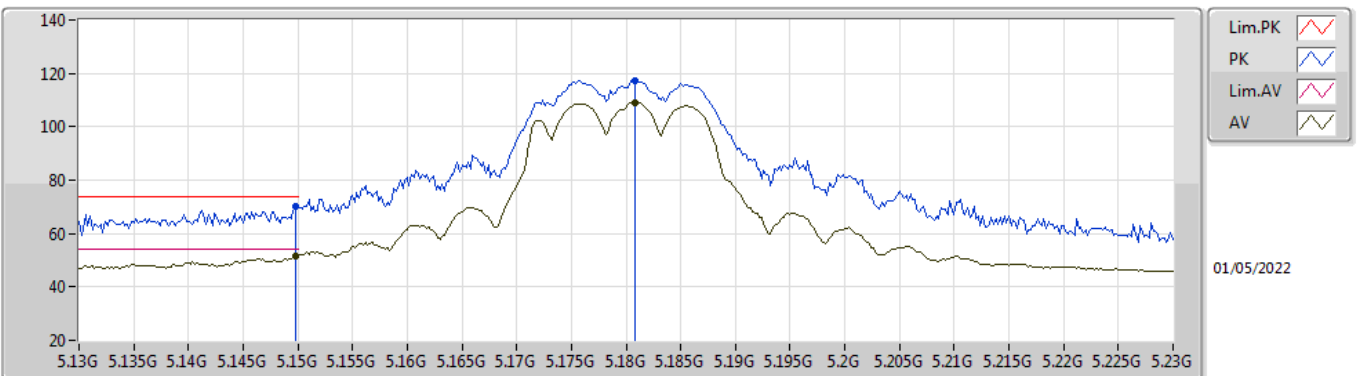
### 5180MHz\_TX



Type	Freq (Hz)	Level (dBuV/m)	Limit (dBuV/m)	Margin (dB)	Factor (dB)	Dist (m)	Condition	Azimuth (°)	Height (m)	Comment	Raw (dBuV)	AF (dB)	CL (dB)	PA (dB)
AV	5.15G	46.86	54.00	-7.14	5.15	3	Vertical	191	2.85	-	41.71	33.10	6.49	34.44
AV	5.1792G	102.32	Inf	-Inf	5.11	3	Vertical	191	2.85	-	97.21	33.04	6.51	34.44
PK	5.1498G	63.03	74.00	-10.97	5.15	3	Vertical	191	2.85	-	57.88	33.10	6.49	34.44
PK	5.1796G	110.05	Inf	-Inf	5.11	3	Vertical	191	2.85	-	104.94	33.04	6.51	34.44

## 802.11a\_Nss1,(6Mbps)\_2TX

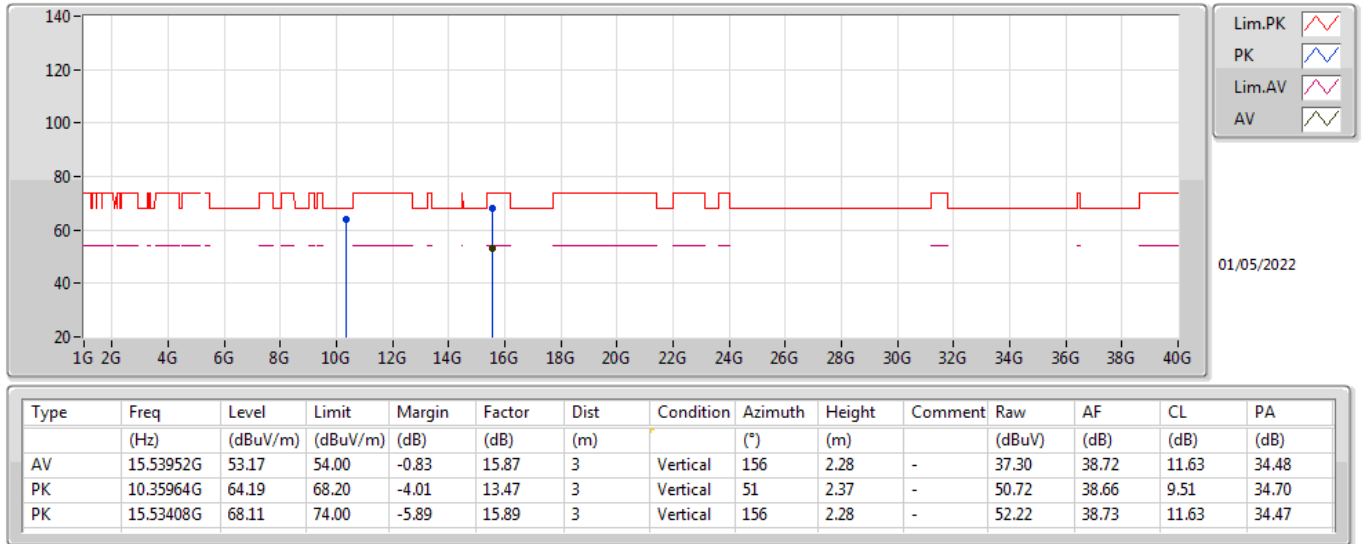
### 5180MHz\_TX



Type	Freq (Hz)	Level (dBuV/m)	Limit (dBuV/m)	Margin (dB)	Factor (dB)	Dist (m)	Condition	Azimuth (°)	Height (m)	Comment	Raw (dBuV)	AF (dB)	CL (dB)	PA (dB)
AV	5.1498G	51.32	54.00	-2.68	5.15	3	Horizontal	278	1.10	-	46.17	33.10	6.49	34.44
AV	5.1808G	109.21	Inf	-Inf	5.12	3	Horizontal	278	1.10	-	104.09	33.04	6.52	34.44
PK	5.1498G	70.08	74.00	-3.92	5.15	3	Horizontal	278	1.10	-	64.93	33.10	6.49	34.44
PK	5.1808G	117.42	Inf	-Inf	5.12	3	Horizontal	278	1.10	-	112.30	33.04	6.52	34.44

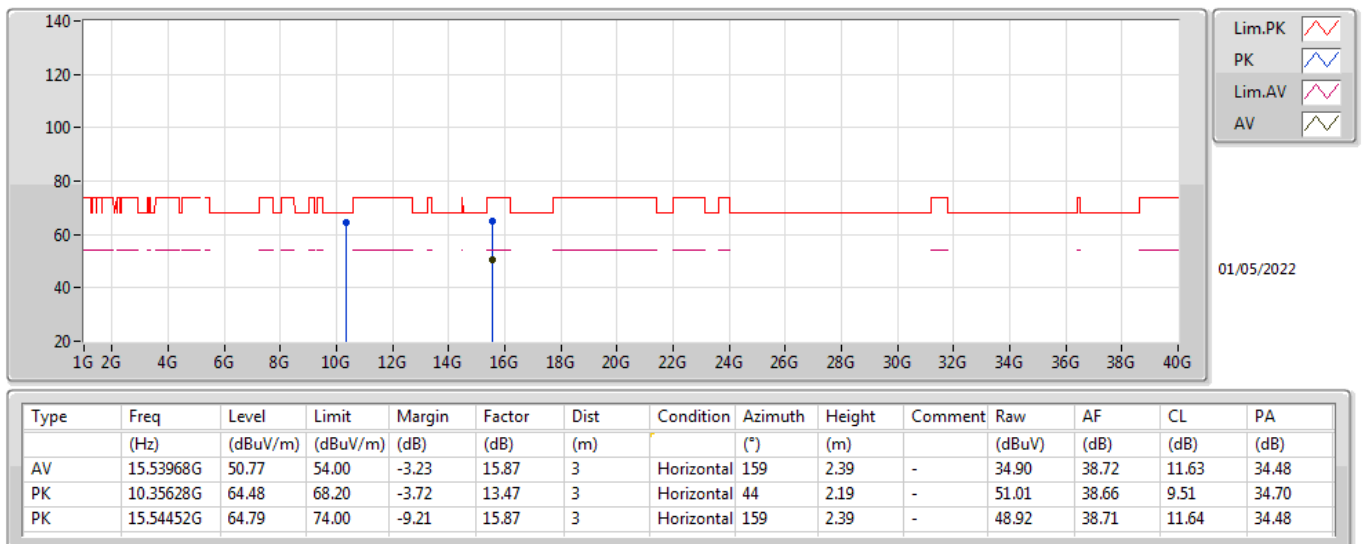
## 802.11a\_Nss1,(6Mbps)\_2TX

### 5180MHz\_TX



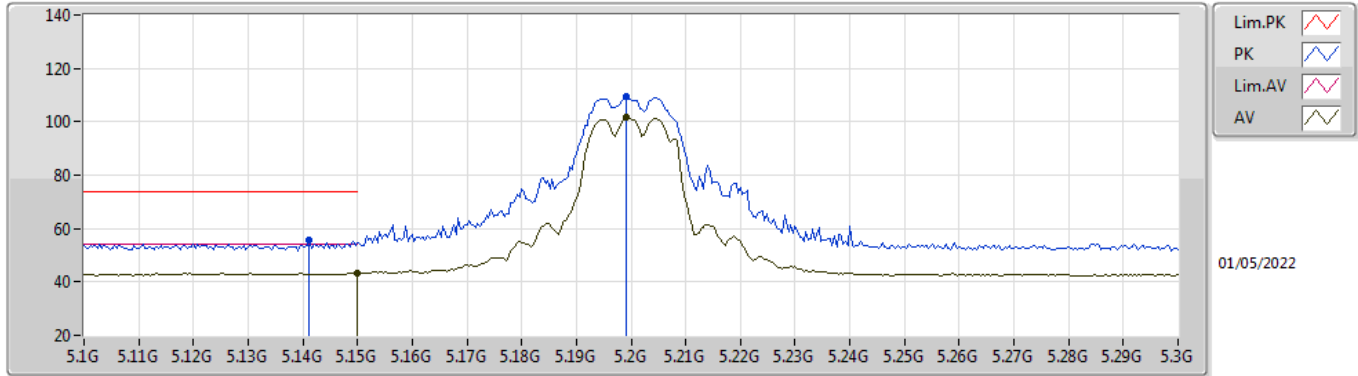
## 802.11a\_Nss1,(6Mbps)\_2TX

### 5180MHz\_TX



## 802.11a\_Nss1,(6Mbps)\_2TX

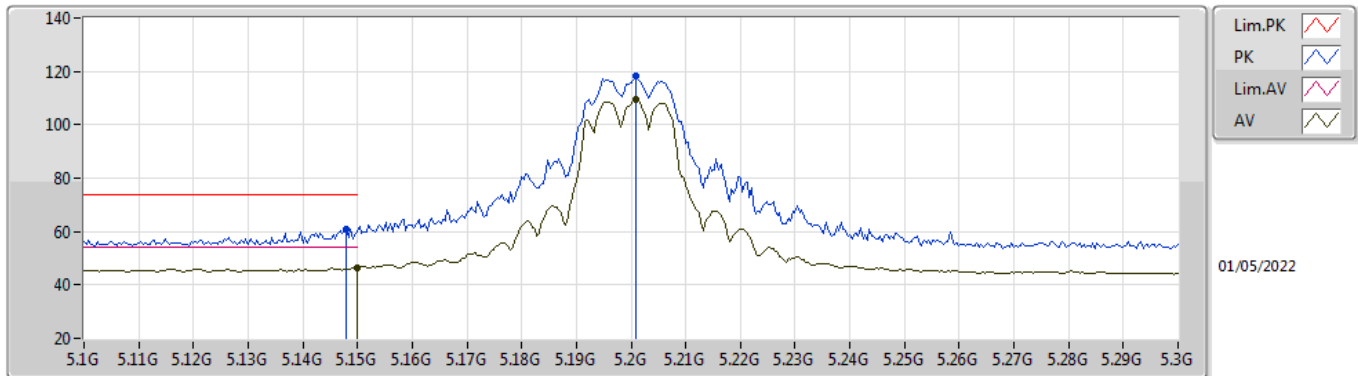
### 5200MHz\_TX



Type	Freq (Hz)	Level (dBuV/m)	Limit (dBuV/m)	Margin (dB)	Factor (dB)	Dist (m)	Condition	Azimuth (°)	Height (m)	Comment	Raw (dBuV)	AF (dB)	CL (dB)	PA (dB)
AV	5.15G	43.31	54.00	-10.69	5.15	3	Vertical	190	2.63	-	38.16	33.10	6.49	34.44
AV	5.1992G	101.89	Inf	-Inf	5.09	3	Vertical	190	2.63	-	96.80	33.00	6.53	34.44
PK	5.1412G	55.64	74.00	-18.36	5.17	3	Vertical	190	2.63	-	50.47	33.12	6.49	34.44
PK	5.1992G	109.38	Inf	-Inf	5.09	3	Vertical	190	2.63	-	104.29	33.00	6.53	34.44

## 802.11a\_Nss1,(6Mbps)\_2TX

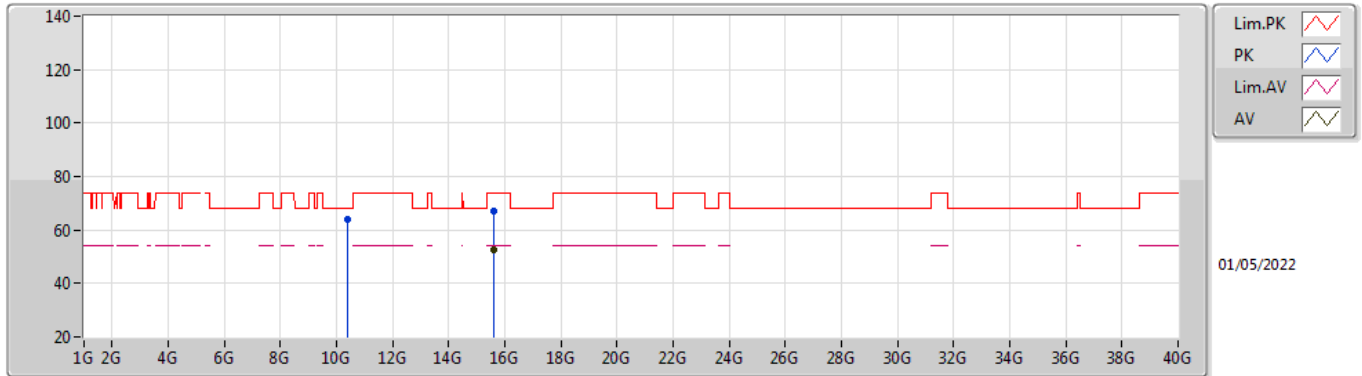
### 5200MHz\_TX



Type	Freq (Hz)	Level (dBuV/m)	Limit (dBuV/m)	Margin (dB)	Factor (dB)	Dist (m)	Condition	Azimuth (°)	Height (m)	Comment	Raw (dBuV)	AF (dB)	CL (dB)	PA (dB)
AV	5.15G	46.59	54.00	-7.41	5.15	3	Horizontal	276	1.01	-	41.44	33.10	6.49	34.44
AV	5.2008G	109.61	Inf	-Inf	5.09	3	Horizontal	276	1.01	-	104.52	33.00	6.53	34.44
PK	5.148G	61.06	74.00	-12.94	5.15	3	Horizontal	276	1.01	-	55.91	33.10	6.49	34.44
PK	5.2008G	118.49	Inf	-Inf	5.09	3	Horizontal	276	1.01	-	113.40	33.00	6.53	34.44

## 802.11a\_Nss1,(6Mbps)\_2TX

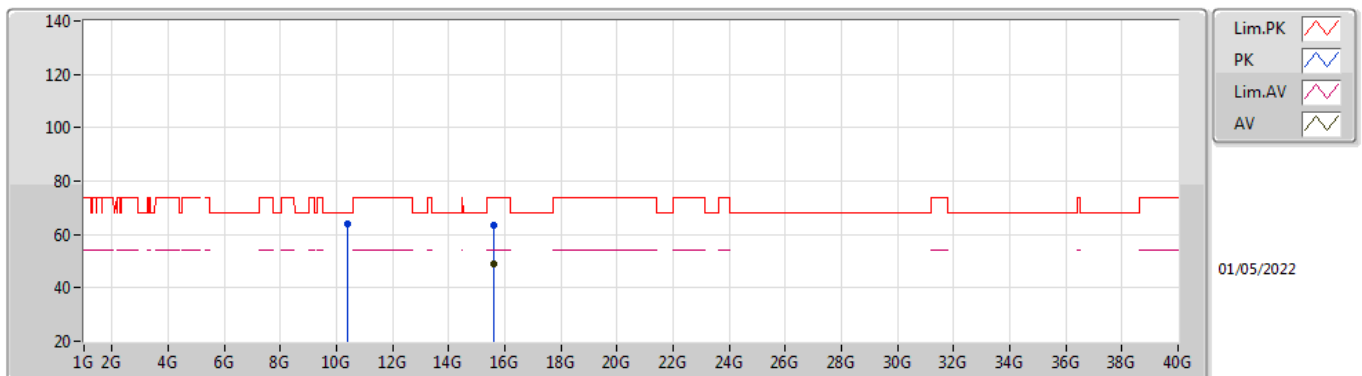
### 5200MHz\_TX



Type	Freq (Hz)	Level (dBuV/m)	Limit (dBuV/m)	Margin (dB)	Factor (dB)	Dist (m)	Condition	Azimuth (°)	Height (m)	Comment	Raw (dBuV)	AF (dB)	CL (dB)	PA (dB)
AV	15.59928G	52.64	54.00	-1.36	15.75	3	Vertical	155	2.29	-	36.89	38.60	11.66	34.51
PK	10.39724G	63.74	68.20	-4.46	13.58	3	Vertical	118	2.95	-	50.16	38.70	9.52	34.64
PK	15.60968G	67.06	74.00	-6.94	15.72	3	Vertical	155	2.29	-	51.34	38.58	11.66	34.52

## 802.11a\_Nss1,(6Mbps)\_2TX

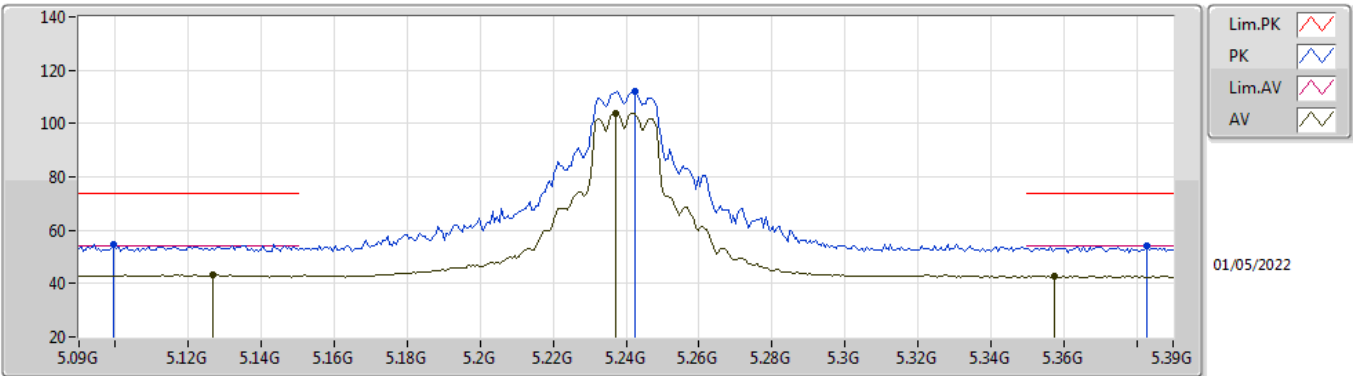
### 5200MHz\_TX



Type	Freq (Hz)	Level (dBuV/m)	Limit (dBuV/m)	Margin (dB)	Factor (dB)	Dist (m)	Condition	Azimuth (°)	Height (m)	Comment	Raw (dBuV)	AF (dB)	CL (dB)	PA (dB)
AV	15.60092G	49.07	54.00	-4.93	15.75	3	Horizontal	161	2.45	-	33.32	38.60	11.66	34.51
PK	10.399G	63.72	68.20	-4.48	13.58	3	Horizontal	58	2.40	-	50.14	38.70	9.52	34.64
PK	15.60124G	63.48	74.00	-10.52	15.75	3	Horizontal	161	2.45	-	47.73	38.60	11.66	34.51

## 802.11a\_Nss1,(6Mbps)\_2TX

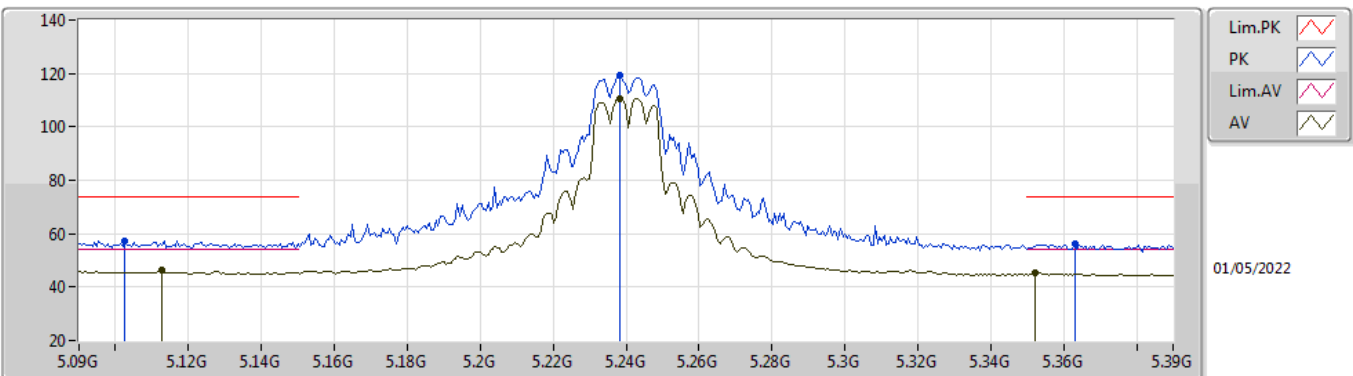
### 5240MHz\_TX



Type	Freq	Level	Limit	Margin	Factor	Dist	Condition	Azimuth	Height	Comment	Raw	AF	CL	PA
	(Hz)	(dBuV/m)	(dBuV/m)	(dB)	(dB)	(m)		(°)	(m)		(dBuV)	(dB)	(dB)	(dB)
AV	5.1266G	43.34	54.00	-10.66	5.18	3	Vertical	191	2.75	-	38.16	33.15	6.47	34.44
AV	5.237G	104.05	Inf	-Inf	5.06	3	Vertical	191	2.75	-	98.99	32.93	6.57	34.44
AV	5.3576G	42.91	54.00	-11.09	5.18	3	Vertical	191	2.75	-	37.73	32.92	6.71	34.45
PK	5.0996G	54.54	74.00	-19.46	5.21	3	Vertical	191	2.75	-	49.33	33.20	6.45	34.44
PK	5.2424G	112.28	Inf	-Inf	5.06	3	Vertical	191	2.75	-	107.22	32.92	6.58	34.44
PK	5.3828G	54.07	74.00	-19.93	5.26	3	Vertical	191	2.75	-	48.81	32.97	6.74	34.45

## 802.11a\_Nss1,(6Mbps)\_2TX

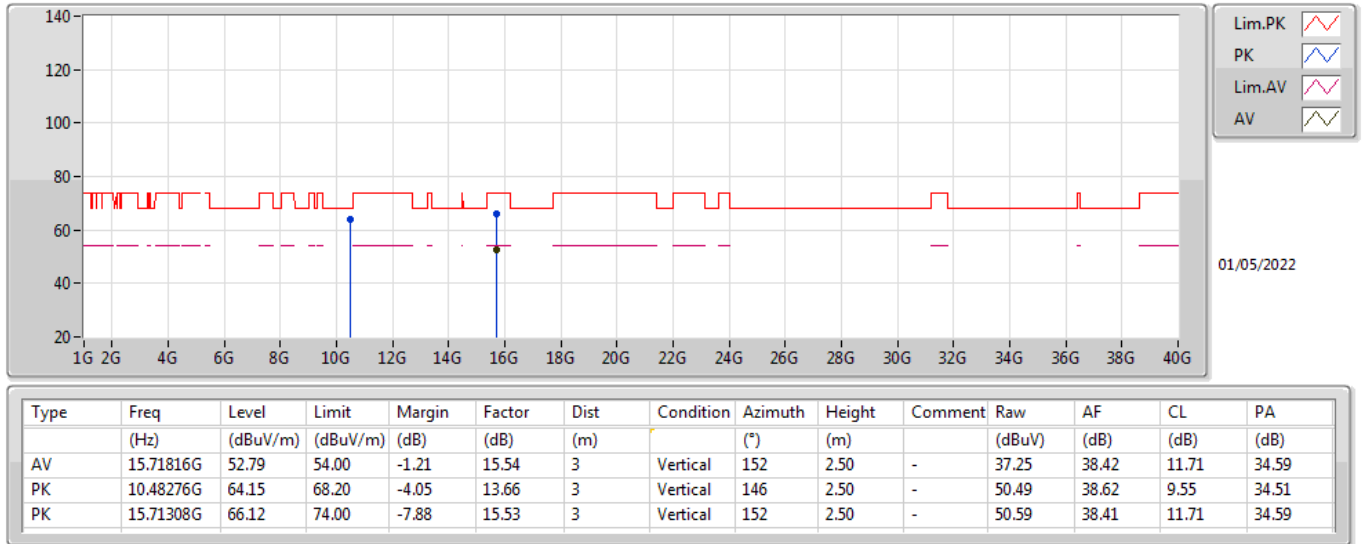
### 5240MHz\_TX



Type	Freq	Level	Limit	Margin	Factor	Dist	Condition	Azimuth	Height	Comment	Raw	AF	CL	PA
	(Hz)	(dBuV/m)	(dBuV/m)	(dB)	(dB)	(m)		(°)	(m)		(dBuV)	(dB)	(dB)	(dB)
AV	5.1128G	46.14	54.00	-7.86	5.19	3	Horizontal	277	1.06	-	40.95	33.17	6.46	34.44
AV	5.2382G	110.77	Inf	-Inf	5.05	3	Horizontal	277	1.06	-	105.72	32.92	6.57	34.44
AV	5.3522G	45.43	54.00	-8.57	5.16	3	Horizontal	277	1.06	-	40.27	32.90	6.71	34.45
PK	5.1026G	57.15	74.00	-16.85	5.21	3	Horizontal	277	1.06	-	51.94	33.19	6.46	34.44
PK	5.2382G	119.35	Inf	-Inf	5.05	3	Horizontal	277	1.06	-	114.30	32.92	6.57	34.44
PK	5.363G	55.96	74.00	-18.04	5.20	3	Horizontal	277	1.06	-	50.76	32.93	6.72	34.45

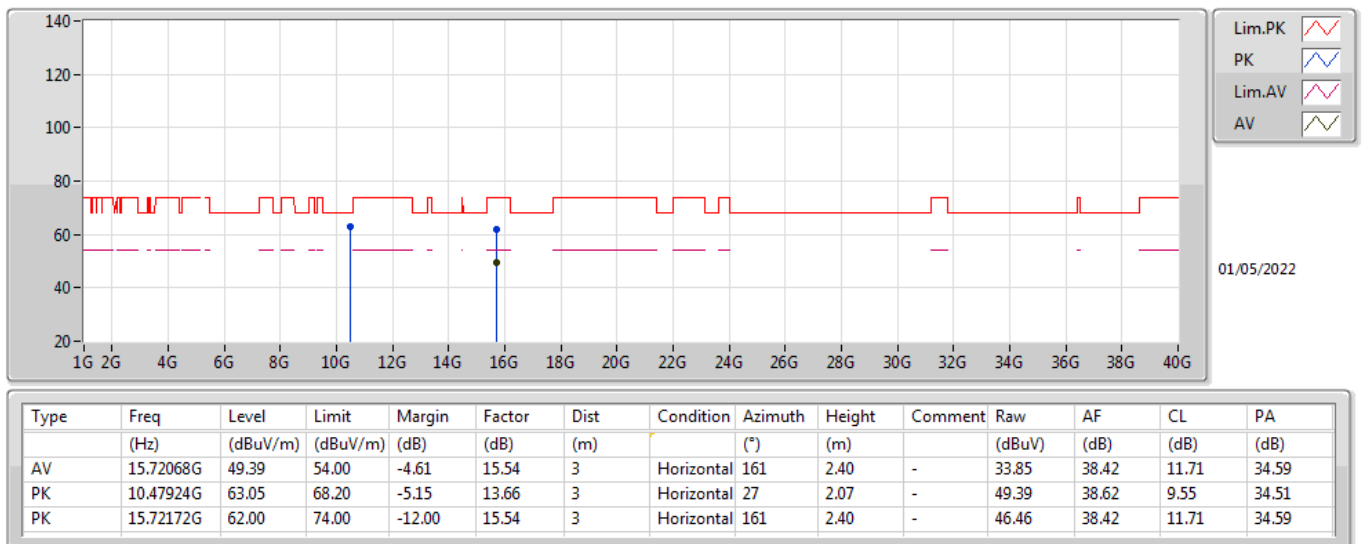
# 802.11a\_Nss1,(6Mbps)\_2TX

## 5240MHz\_TX



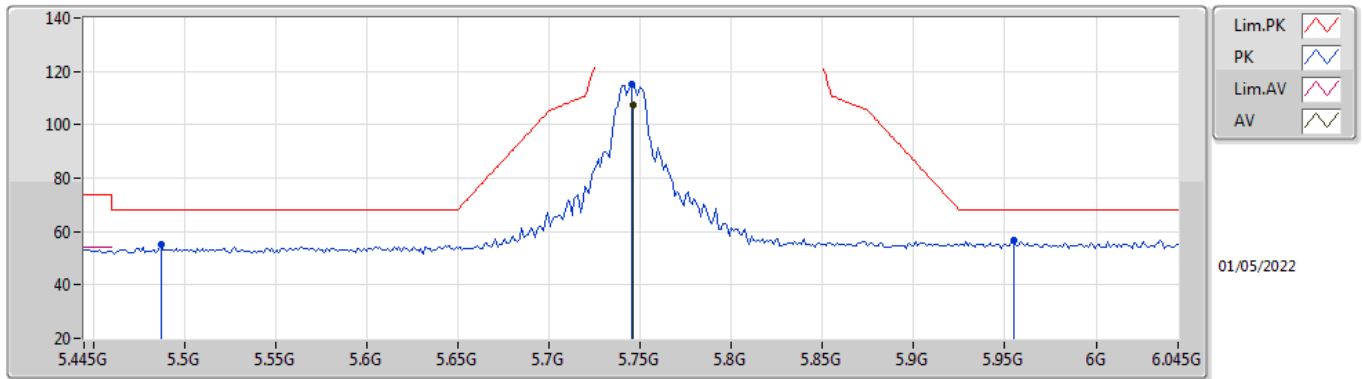
# 802.11a\_Nss1,(6Mbps)\_2TX

## 5240MHz\_TX



## 802.11a\_Nss1,(6Mbps)\_2TX

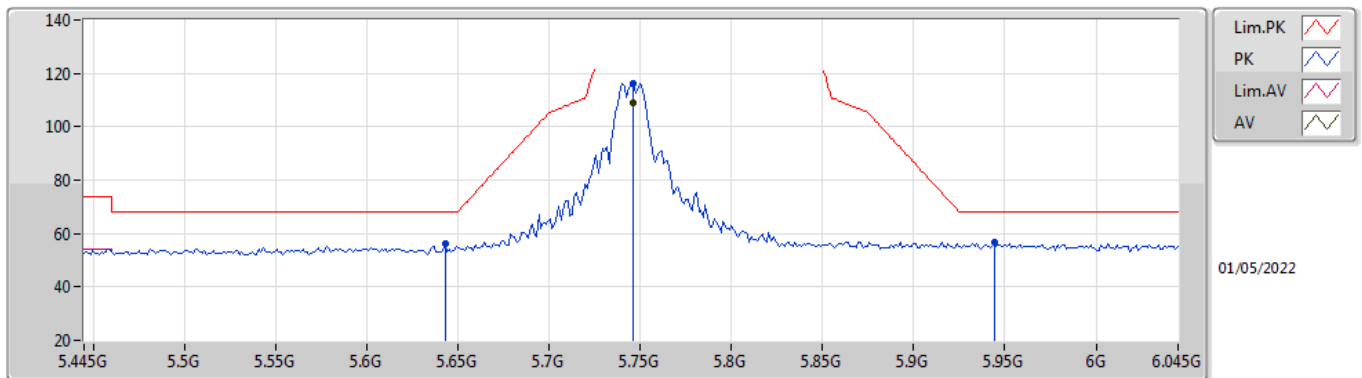
### 5745MHz\_TX



Type	Freq	Level	Limit	Margin	Factor	Dist	Condition	Azimuth	Height	Comment	Raw	AF	CL	PA
	(Hz)	(dBuV/m)	(dBuV/m)	(dB)	(dB)	(m)		(°)	(m)		(dBuV)	(dB)	(dB)	(dB)
AV	5.7462G	107.38	Inf	-Inf	6.19	3	Vertical	182	2.18	-	101.19	33.77	6.91	34.49
PK	5.487G	55.07	68.20	-13.13	5.51	3	Vertical	182	2.18	-	49.56	33.17	6.80	34.46
PK	5.745G	115.43	Inf	-Inf	6.18	3	Vertical	182	2.18	-	109.25	33.76	6.91	34.49
PK	5.955G	56.84	68.20	-11.36	6.94	3	Vertical	182	2.18	-	49.90	34.38	7.07	34.51

## 802.11a\_Nss1,(6Mbps)\_2TX

### 5745MHz\_TX

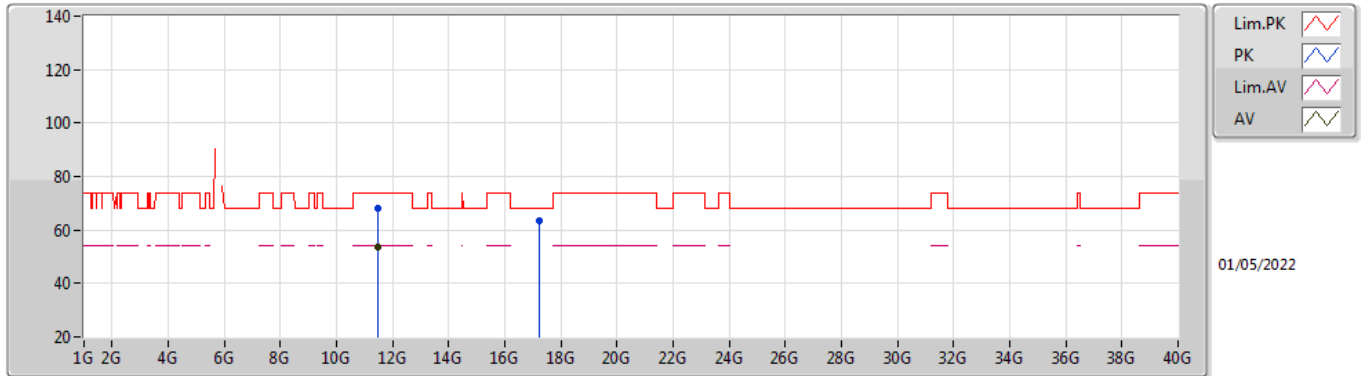


Type	Freq	Level	Limit	Margin	Factor	Dist	Condition	Azimuth	Height	Comment	Raw	AF	CL	PA
	(Hz)	(dBuV/m)	(dBuV/m)	(dB)	(dB)	(m)		(°)	(m)		(dBuV)	(dB)	(dB)	(dB)
AV	5.7462G	108.78	Inf	-Inf	6.19	3	Horizontal	33	1.16	-	102.59	33.77	6.91	34.49
PK	5.643G	56.01	68.20	-12.19	5.69	3	Horizontal	33	1.16	-	50.32	33.29	6.88	34.48
PK	5.7462G	116.41	Inf	-Inf	6.19	3	Horizontal	33	1.16	-	110.22	33.77	6.91	34.49
PK	5.9442G	56.94	68.20	-11.26	6.92	3	Horizontal	33	1.16	-	50.02	34.37	7.06	34.51



## 802.11a\_Nss1,(6Mbps)\_2TX

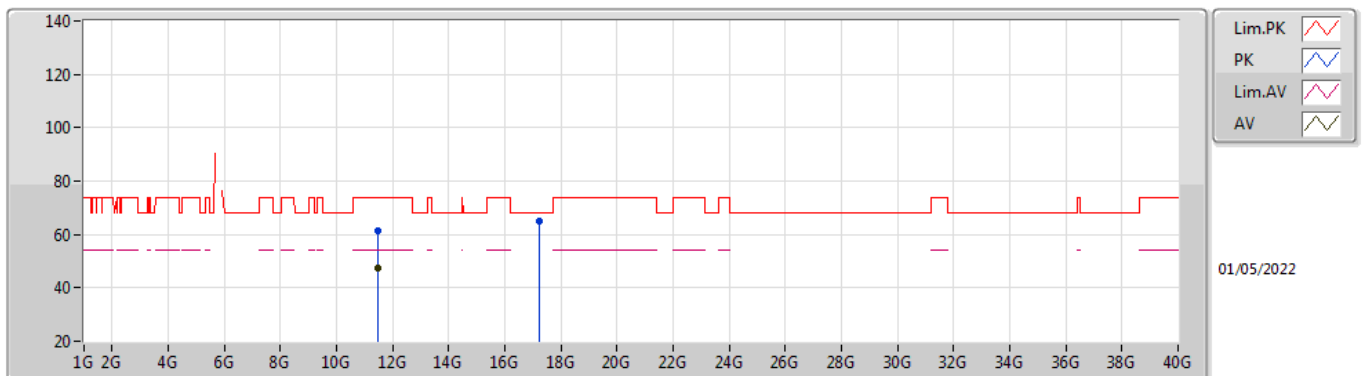
### 5745MHz\_TX



Type	Freq (Hz)	Level (dBuV/m)	Limit (dBuV/m)	Margin (dB)	Factor (dB)	Dist (m)	Condition	Azimuth (°)	Height (m)	Comment	Raw (dBuV)	AF (dB)	CL (dB)	PA (dB)
AV	11.48788G	53.54	54.00	-0.46	14.95	3	Vertical	144	1.57	-	38.59	39.00	9.91	33.96
PK	11.49304G	68.02	74.00	-5.98	14.96	3	Vertical	144	1.57	-	53.06	39.00	9.91	33.95
PK	17.23468G	63.19	68.20	-5.01	16.72	3	Vertical	193	2.42	-	46.47	38.43	12.33	34.04

## 802.11a\_Nss1,(6Mbps)\_2TX

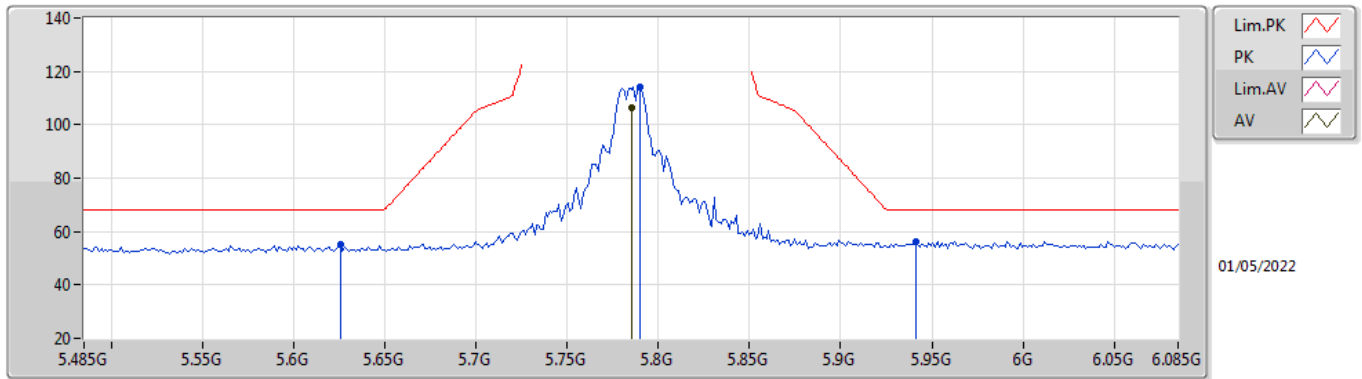
### 5745MHz\_TX



Type	Freq (Hz)	Level (dBuV/m)	Limit (dBuV/m)	Margin (dB)	Factor (dB)	Dist (m)	Condition	Azimuth (°)	Height (m)	Comment	Raw (dBuV)	AF (dB)	CL (dB)	PA (dB)
AV	11.48772G	47.25	54.00	-6.75	14.95	3	Horizontal	146	1.64	-	32.30	39.00	9.91	33.96
PK	11.49328G	61.41	74.00	-12.59	14.96	3	Horizontal	146	1.64	-	46.45	39.00	9.91	33.95
PK	17.23596G	65.02	68.20	-3.18	16.73	3	Horizontal	164	2.40	-	48.29	38.44	12.33	34.04

## 802.11a\_Nss1,(6Mbps)\_2TX

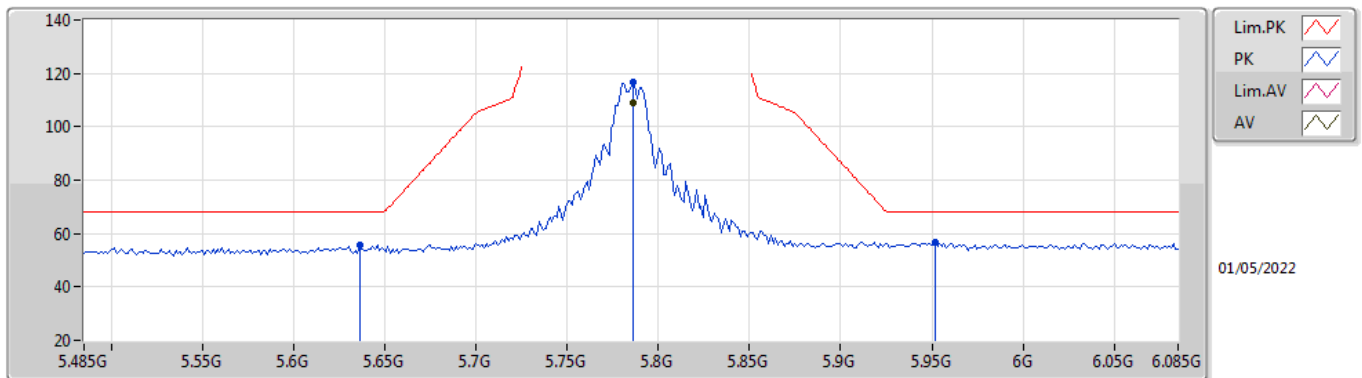
### 5785MHz\_TX



Type	Freq (Hz)	Level (dBuV/m)	Limit (dBuV/m)	Margin (dB)	Factor (dB)	Dist (m)	Condition	Azimuth (°)	Height (m)	Comment	Raw (dBuV)	AF (dB)	CL (dB)	PA (dB)
AV	5.785G	106.45	Inf	-Inf	6.30	3	Vertical	186	2.18	-	100.15	33.87	6.92	34.49
PK	5.6254G	55.16	68.20	-13.04	5.64	3	Vertical	186	2.18	-	49.52	33.25	6.87	34.48
PK	5.7898G	114.36	Inf	-Inf	6.32	3	Vertical	186	2.18	-	108.04	33.88	6.93	34.49
PK	5.941G	56.46	68.20	-11.74	6.90	3	Vertical	186	2.18	-	49.56	34.35	7.06	34.51

## 802.11a\_Nss1,(6Mbps)\_2TX

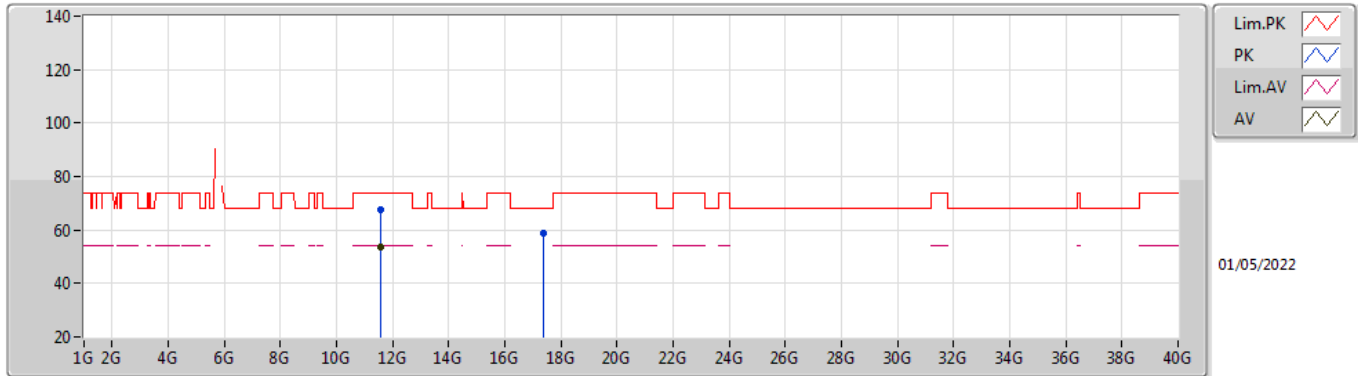
### 5785MHz\_TX



Type	Freq (Hz)	Level (dBuV/m)	Limit (dBuV/m)	Margin (dB)	Factor (dB)	Dist (m)	Condition	Azimuth (°)	Height (m)	Comment	Raw (dBuV)	AF (dB)	CL (dB)	PA (dB)
AV	5.7862G	108.90	Inf	-Inf	6.31	3	Horizontal	35	1.02	-	102.59	33.87	6.93	34.49
PK	5.6362G	55.79	68.20	-12.41	5.66	3	Horizontal	35	1.02	-	50.13	33.27	6.87	34.48
PK	5.7862G	116.51	Inf	-Inf	6.31	3	Horizontal	35	1.02	-	110.20	33.87	6.93	34.49
PK	5.9518G	56.67	68.20	-11.53	6.95	3	Horizontal	35	1.02	-	49.72	34.39	7.07	34.51

## 802.11a\_Nss1,(6Mbps)\_2TX

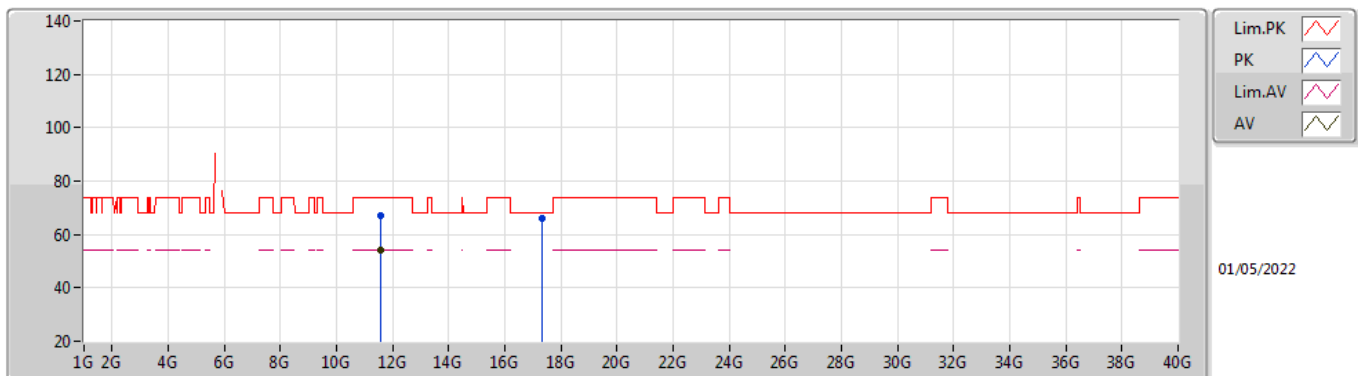
### 5785MHz\_TX



Type	Freq (Hz)	Level (dBuV/m)	Limit (dBuV/m)	Margin (dB)	Factor (dB)	Dist (m)	Condition	Azimuth (°)	Height (m)	Comment	Raw (dBuV)	AF (dB)	CL (dB)	PA (dB)
AV	11.56856G	53.83	54.00	-0.17	14.88	3	Vertical	145	1.72	-	38.95	38.93	9.94	33.99
PK	11.56804G	67.36	74.00	-6.64	14.88	3	Vertical	145	1.72	-	52.48	38.93	9.94	33.99
PK	17.36272G	58.89	68.20	-9.31	16.93	3	Vertical	138	3.00	-	41.96	38.69	12.38	34.14

## 802.11a\_Nss1,(6Mbps)\_2TX

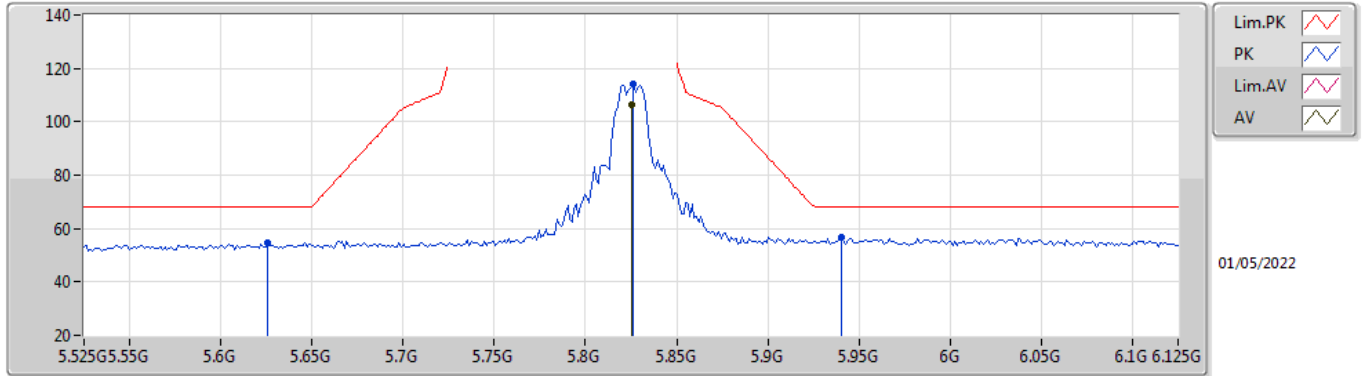
### 5785MHz\_TX



Type	Freq (Hz)	Level (dBuV/m)	Limit (dBuV/m)	Margin (dB)	Factor (dB)	Dist (m)	Condition	Azimuth (°)	Height (m)	Comment	Raw (dBuV)	AF (dB)	CL (dB)	PA (dB)
AV	11.56876G	53.88	54.00	-0.12	14.88	3	Horizontal	167	3.00	-	39.00	38.93	9.94	33.99
PK	11.56852G	67.18	74.00	-6.82	14.88	3	Horizontal	167	3.00	-	52.30	38.93	9.94	33.99
PK	17.34872G	66.25	68.20	-1.95	16.90	3	Horizontal	165	2.78	-	49.35	38.65	12.38	34.13

## 802.11a\_Nss1,(6Mbps)\_2TX

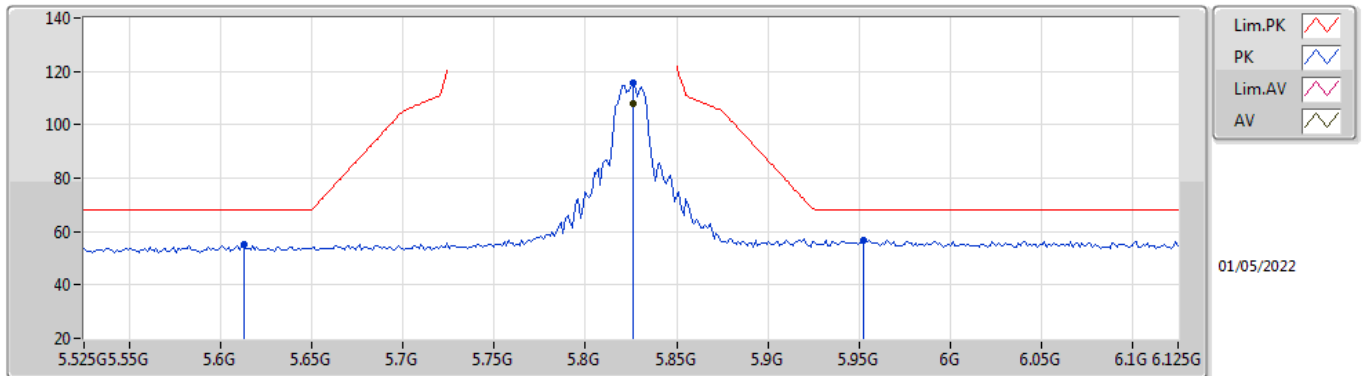
### 5825MHz\_TX



Type	Freq (Hz)	Level (dBuV/m)	Limit (dBuV/m)	Margin (dB)	Factor (dB)	Dist (m)	Condition	Azimuth (°)	Height (m)	Comment	Raw (dBuV)	AF (dB)	CL (dB)	PA (dB)
AV	5.825G	106.16	Inf	-Inf	6.50	3	Vertical	184	2.32	-	99.66	34.05	6.95	34.50
PK	5.6258G	54.79	68.20	-13.41	5.64	3	Vertical	184	2.32	-	49.15	33.25	6.87	34.48
PK	5.8262G	114.05	Inf	-Inf	6.51	3	Vertical	184	2.32	-	107.54	34.06	6.95	34.50
PK	5.9402G	56.54	68.20	-11.66	6.89	3	Vertical	184	2.32	-	49.65	34.34	7.06	34.51

## 802.11a\_Nss1,(6Mbps)\_2TX

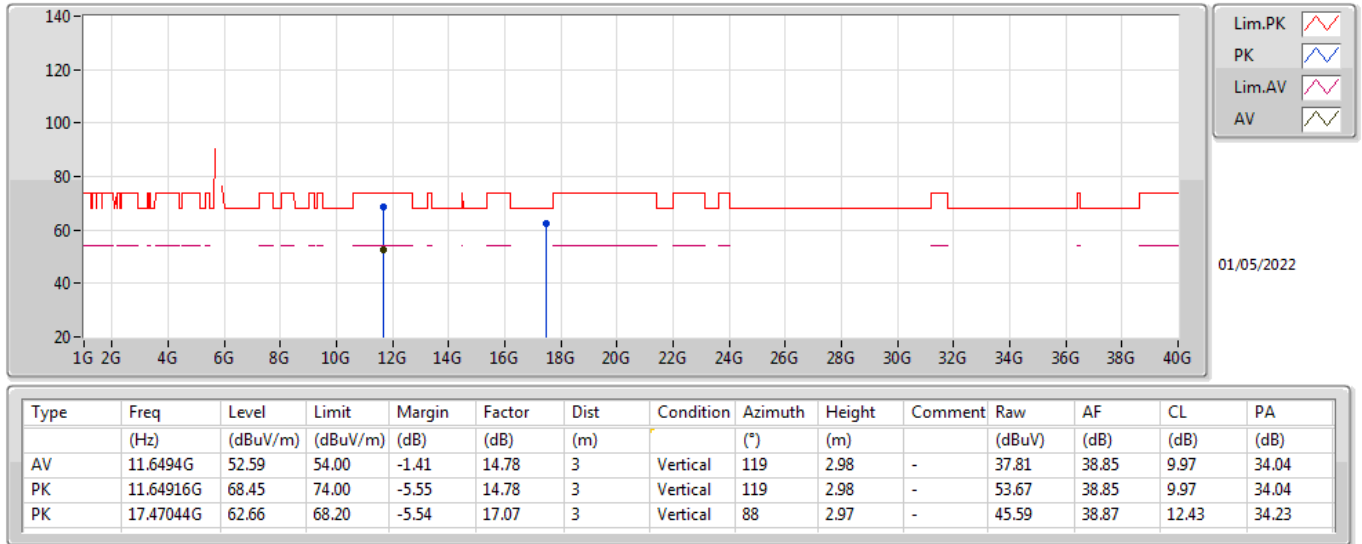
### 5825MHz\_TX



Type	Freq (Hz)	Level (dBuV/m)	Limit (dBuV/m)	Margin (dB)	Factor (dB)	Dist (m)	Condition	Azimuth (°)	Height (m)	Comment	Raw (dBuV)	AF (dB)	CL (dB)	PA (dB)
AV	5.8262G	108.15	Inf	-Inf	6.51	3	Horizontal	35	1.13	-	101.64	34.06	6.95	34.50
PK	5.6126G	55.37	68.20	-12.83	5.62	3	Horizontal	35	1.13	-	49.75	33.23	6.86	34.47
PK	5.8262G	115.79	Inf	-Inf	6.51	3	Horizontal	35	1.13	-	109.28	34.06	6.95	34.50
PK	5.9522G	56.69	68.20	-11.51	6.95	3	Horizontal	35	1.13	-	49.74	34.39	7.07	34.51

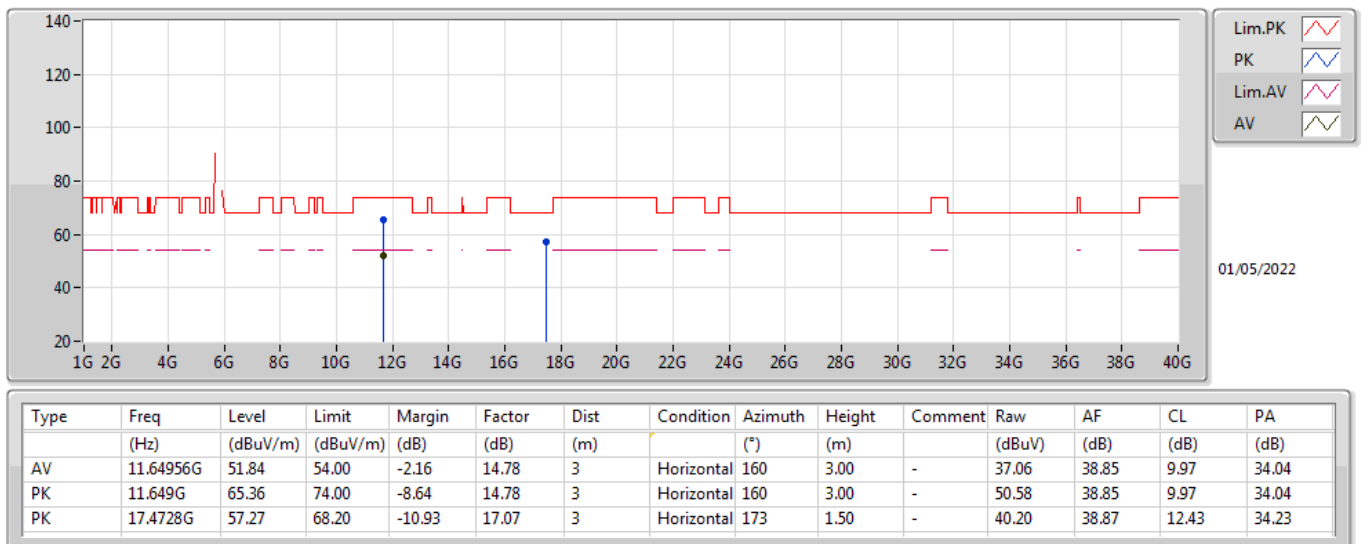
# 802.11a\_Nss1,(6Mbps)\_2TX

## 5825MHz\_TX



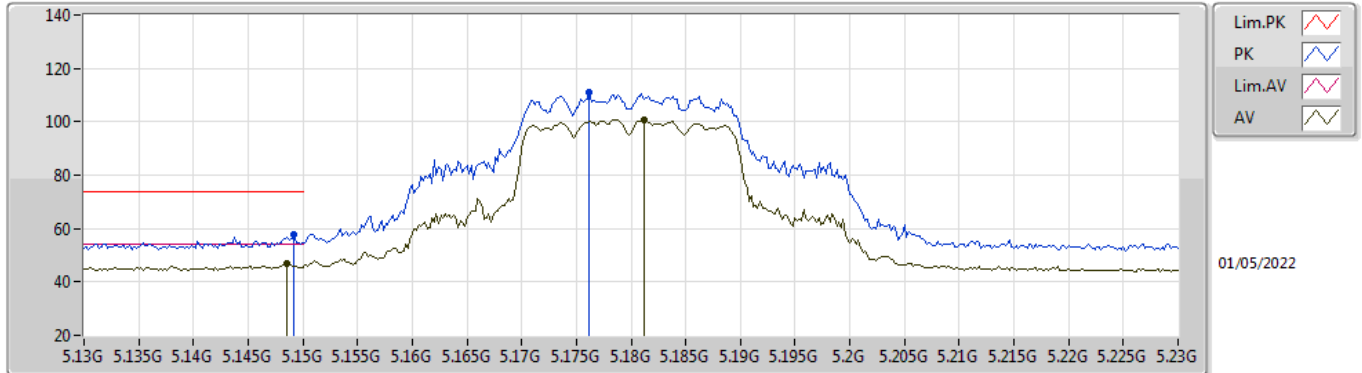
# 802.11a\_Nss1,(6Mbps)\_2TX

## 5825MHz\_TX



## 802.11ax HEW20\_Nss1,(MCS0)\_2TX

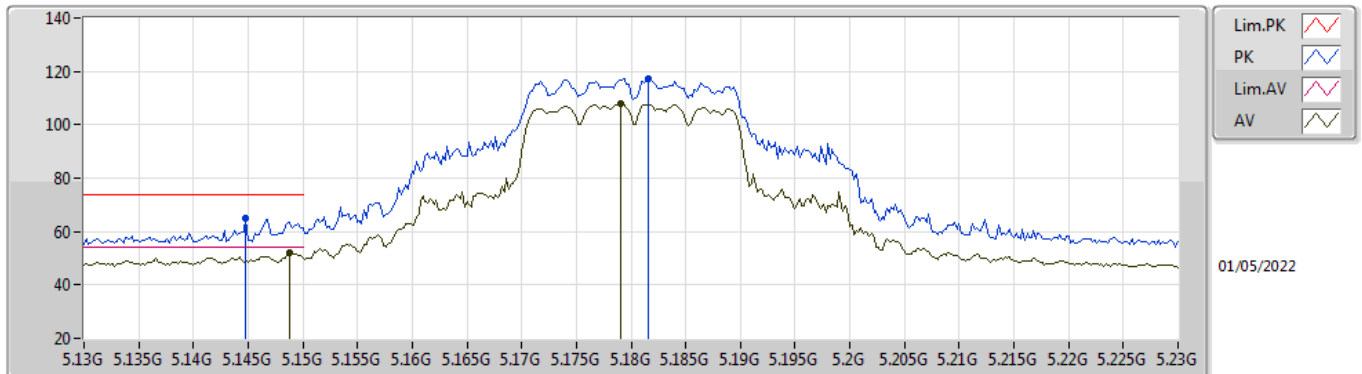
### 5180MHz\_TX



Type	Freq (Hz)	Level (dBuV/m)	Limit (dBuV/m)	Margin (dB)	Factor (dB)	Dist (m)	Condition	Azimuth (°)	Height (m)	Comment	Raw (dBuV)	AF (dB)	CL (dB)	PA (dB)
AV	5.1486G	46.90	54.00	-7.10	5.15	3	Vertical	190	2.85	-	41.75	33.10	6.49	34.44
AV	5.1812G	100.86	Inf	-Inf	5.12	3	Vertical	190	2.85	-	95.74	33.04	6.52	34.44
PK	5.1492G	57.80	74.00	-16.20	5.15	3	Vertical	190	2.85	-	52.65	33.10	6.49	34.44
PK	5.1762G	110.98	Inf	-Inf	5.12	3	Vertical	190	2.85	-	105.86	33.05	6.51	34.44

## 802.11ax HEW20\_Nss1,(MCS0)\_2TX

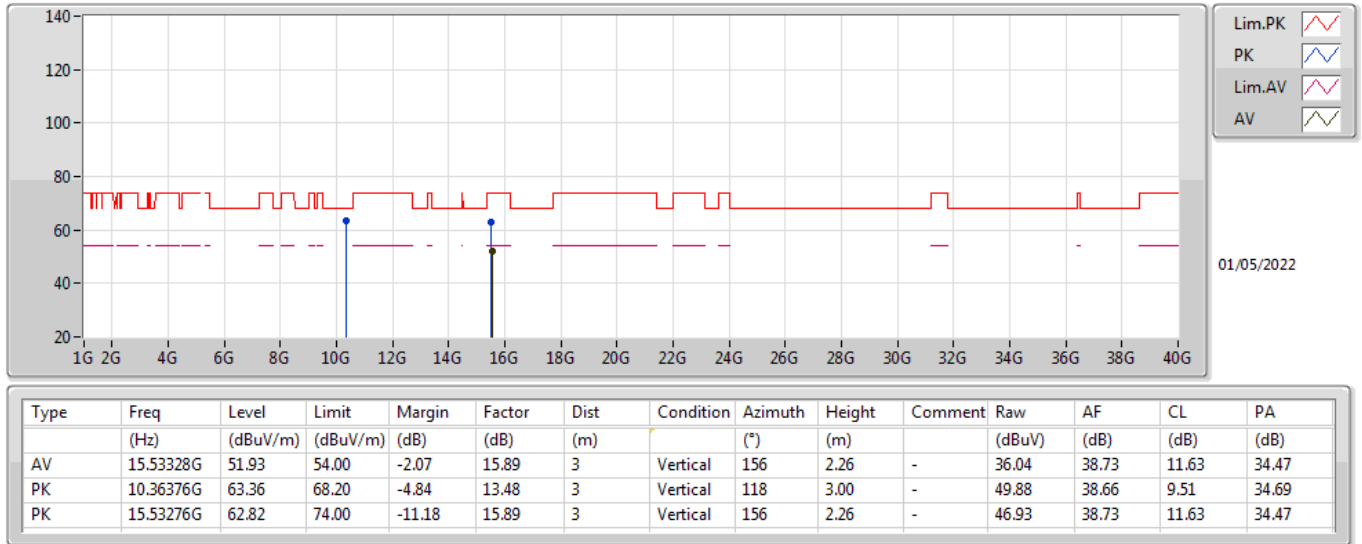
### 5180MHz\_TX



Type	Freq (Hz)	Level (dBuV/m)	Limit (dBuV/m)	Margin (dB)	Factor (dB)	Dist (m)	Condition	Azimuth (°)	Height (m)	Comment	Raw (dBuV)	AF (dB)	CL (dB)	PA (dB)
AV	5.1488G	52.29	54.00	-1.71	5.15	3	Horizontal	277	1.12	-	47.14	33.10	6.49	34.44
AV	5.179G	107.94	Inf	-Inf	5.11	3	Horizontal	277	1.12	-	102.83	33.04	6.51	34.44
PK	5.1448G	64.85	74.00	-9.15	5.16	3	Horizontal	277	1.12	-	59.69	33.11	6.49	34.44
PK	5.1816G	117.46	Inf	-Inf	5.12	3	Horizontal	277	1.12	-	112.34	33.04	6.52	34.44

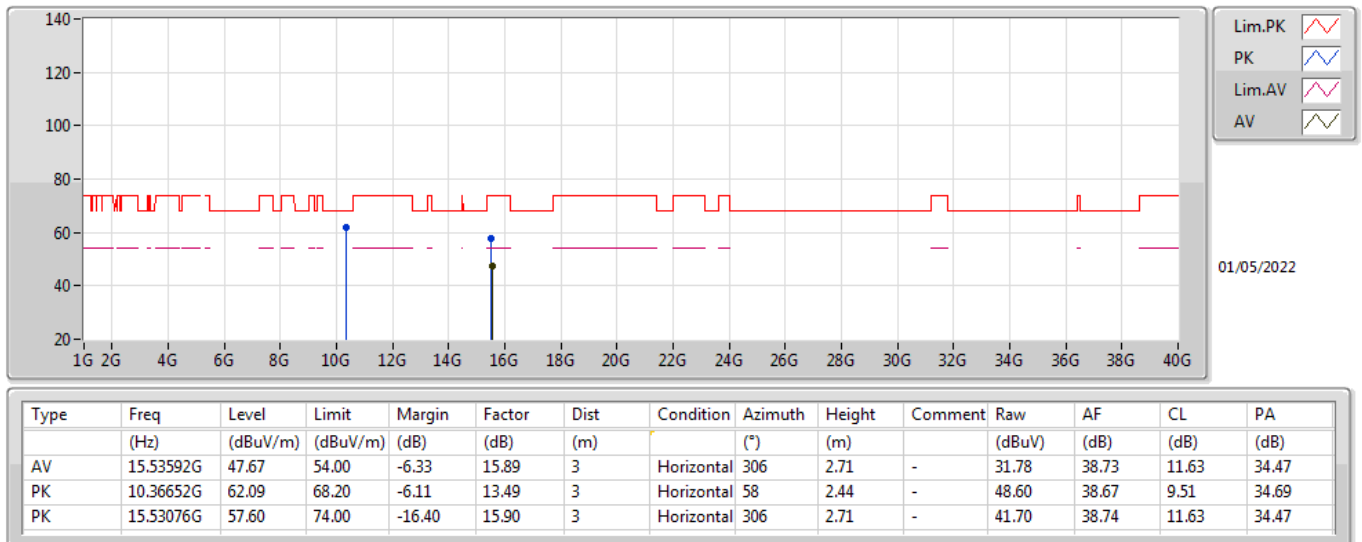
# 802.11ax HEW20\_Nss1,(MCS0)\_2TX

## 5180MHz\_TX



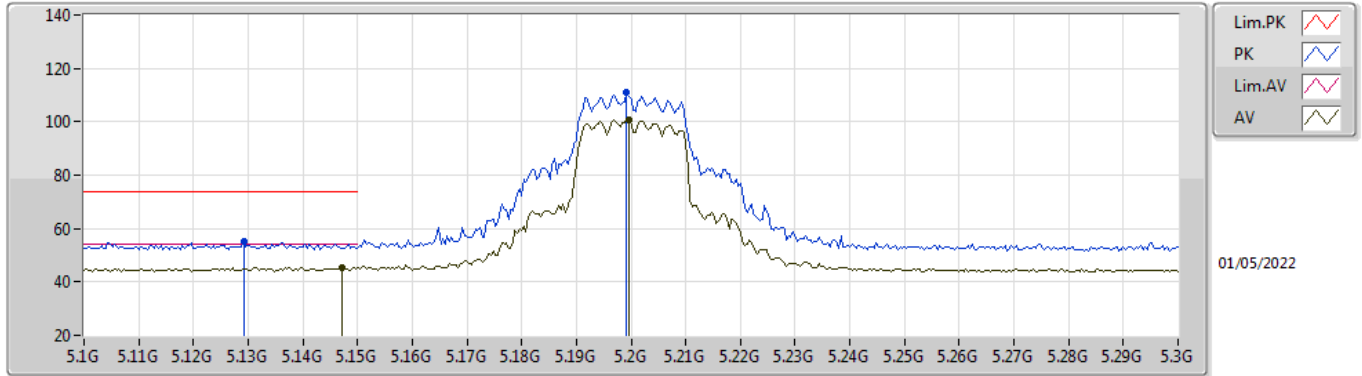
# 802.11ax HEW20\_Nss1,(MCS0)\_2TX

## 5180MHz\_TX



## 802.11ax HEW20\_Nss1,(MCS0)\_2TX

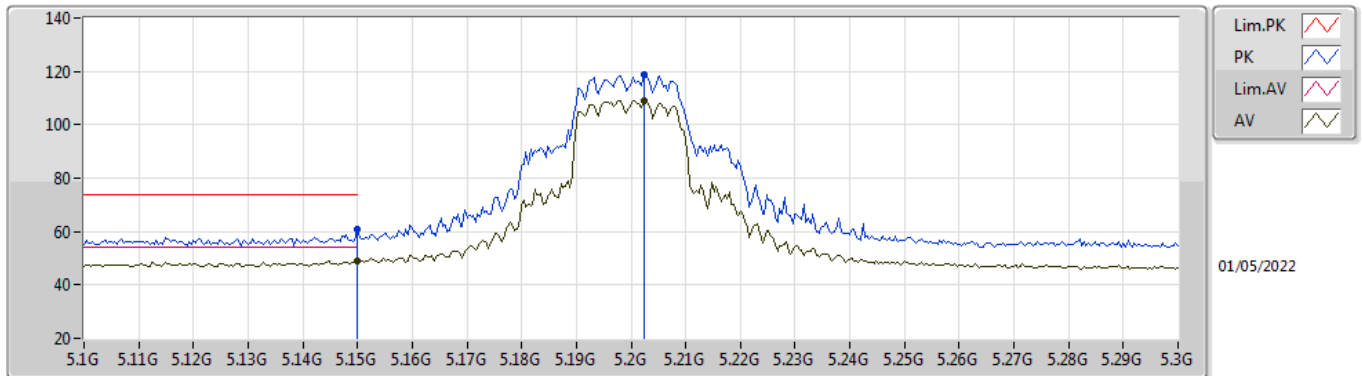
### 5200MHz\_TX



Type	Freq (Hz)	Level (dBuV/m)	Limit (dBuV/m)	Margin (dB)	Factor (dB)	Dist (m)	Condition	Azimuth (°)	Height (m)	Comment	Raw (dBuV)	AF (dB)	CL (dB)	PA (dB)
AV	5.1472G	45.52	54.00	-8.48	5.16	3	Vertical	355	2.85	-	40.36	33.11	6.49	34.44
AV	5.1996G	100.55	Inf	-Inf	5.09	3	Vertical	355	2.85	-	95.46	33.00	6.53	34.44
PK	5.1292G	55.03	74.00	-18.97	5.18	3	Vertical	355	2.85	-	49.85	33.14	6.48	34.44
PK	5.1992G	110.83	Inf	-Inf	5.09	3	Vertical	355	2.85	-	105.74	33.00	6.53	34.44

## 802.11ax HEW20\_Nss1,(MCS0)\_2TX

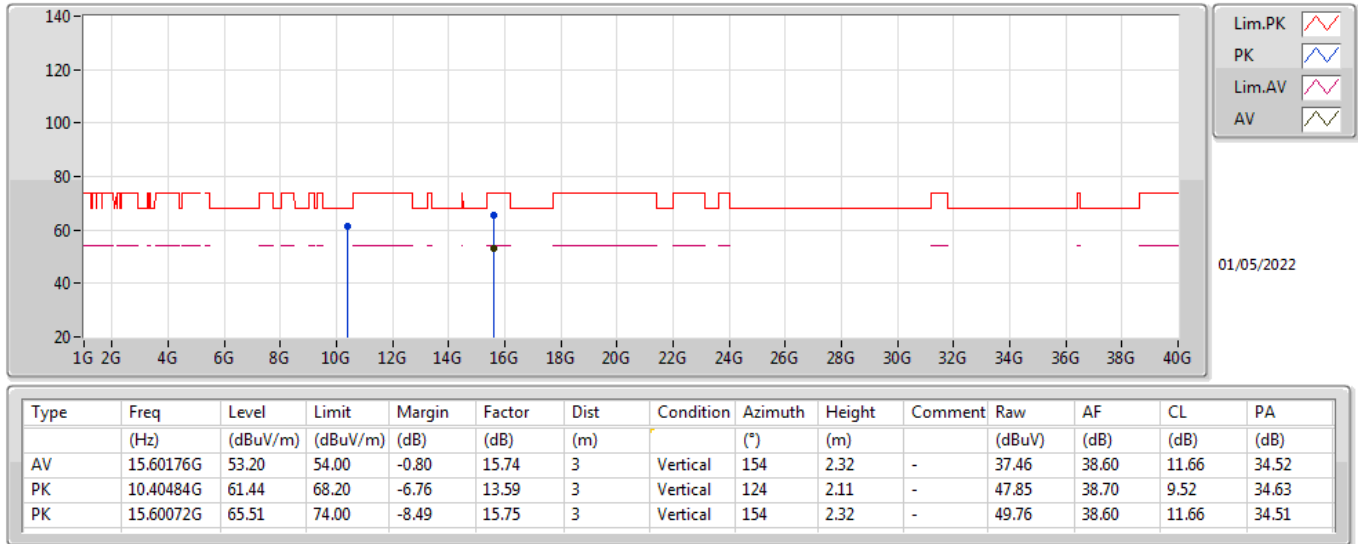
### 5200MHz\_TX



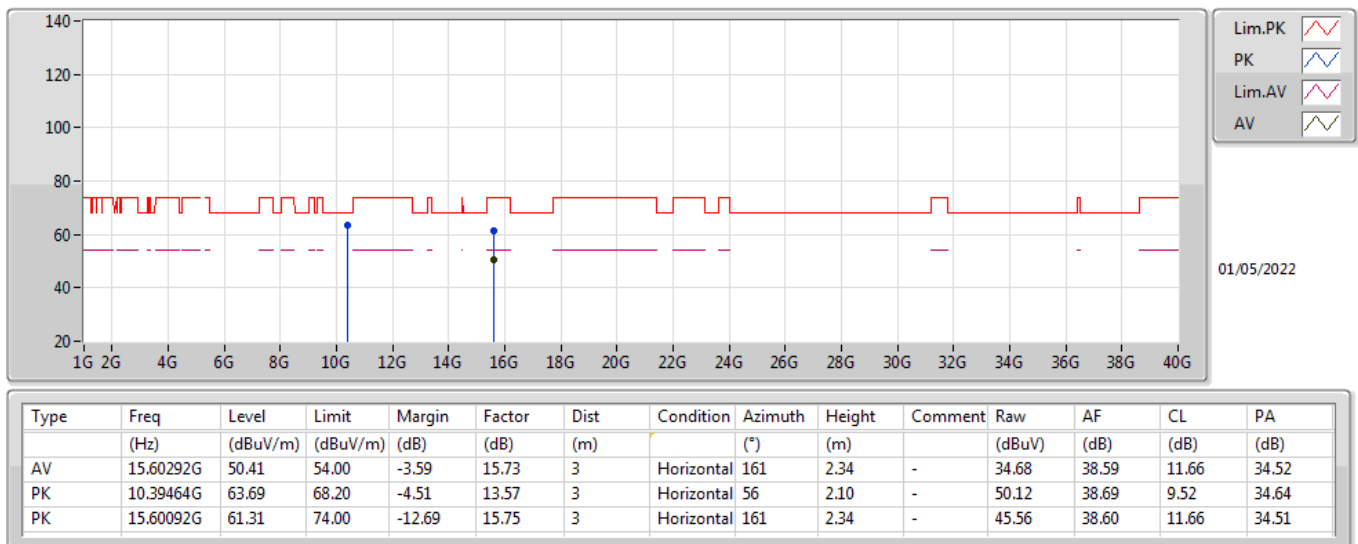
Type	Freq (Hz)	Level (dBuV/m)	Limit (dBuV/m)	Margin (dB)	Factor (dB)	Dist (m)	Condition	Azimuth (°)	Height (m)	Comment	Raw (dBuV)	AF (dB)	CL (dB)	PA (dB)
AV	5.15G	49.13	54.00	-4.87	5.15	3	Horizontal	276	1.05	-	43.98	33.10	6.49	34.44
AV	5.2024G	109.20	Inf	-Inf	5.09	3	Horizontal	276	1.05	-	104.11	33.00	6.53	34.44
PK	5.15G	60.77	74.00	-13.23	5.15	3	Horizontal	276	1.05	-	55.62	33.10	6.49	34.44
PK	5.2024G	118.69	Inf	-Inf	5.09	3	Horizontal	276	1.05	-	113.60	33.00	6.53	34.44



## 802.11ax HEW20\_Nss1,(MCS0)\_2TX 5200MHz\_TX

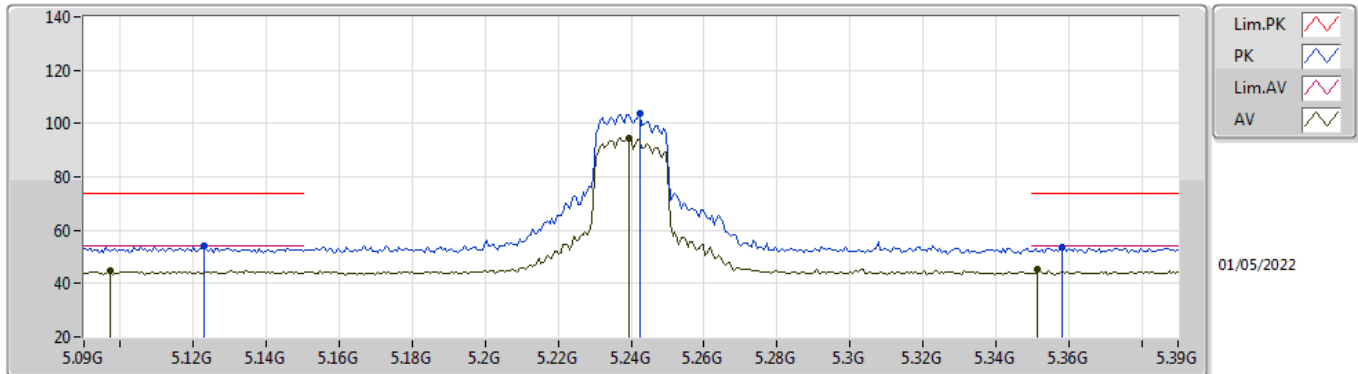


## 802.11ax HEW20\_Nss1,(MCS0)\_2TX 5200MHz\_TX



# 802.11ax HEW20\_Nss1,(MCS0)\_2TX

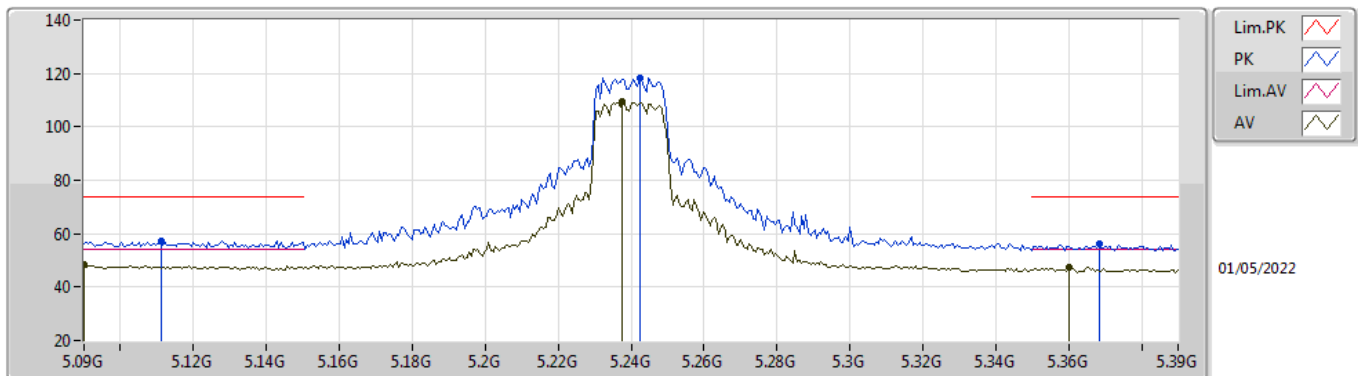
## 5240MHz\_TX



Type	Freq	Level	Limit	Margin	Factor	Dist	Condition	Azimuth	Height	Comment	Raw	AF	CL	PA
	(Hz)	(dBuV/m)	(dBuV/m)	(dB)	(dB)	(m)		(°)	(m)		(dBuV)	(dB)	(dB)	(dB)
AV	5.0972G	44.88	54.00	-9.12	5.20	3	Vertical	234	1.49	-	39.68	33.19	6.45	34.44
AV	5.2394G	94.56	Inf	-Inf	5.06	3	Vertical	234	1.49	-	89.50	32.92	6.58	34.44
AV	5.3516G	45.11	54.00	-8.89	5.15	3	Vertical	234	1.49	-	39.96	32.90	6.70	34.45
PK	5.123G	53.91	74.00	-20.09	5.18	3	Vertical	234	1.49	-	48.73	33.15	6.47	34.44
PK	5.2424G	104.02	Inf	-Inf	5.06	3	Vertical	234	1.49	-	98.96	32.92	6.58	34.44
PK	5.3582G	53.84	74.00	-20.16	5.18	3	Vertical	234	1.49	-	48.66	32.92	6.71	34.45

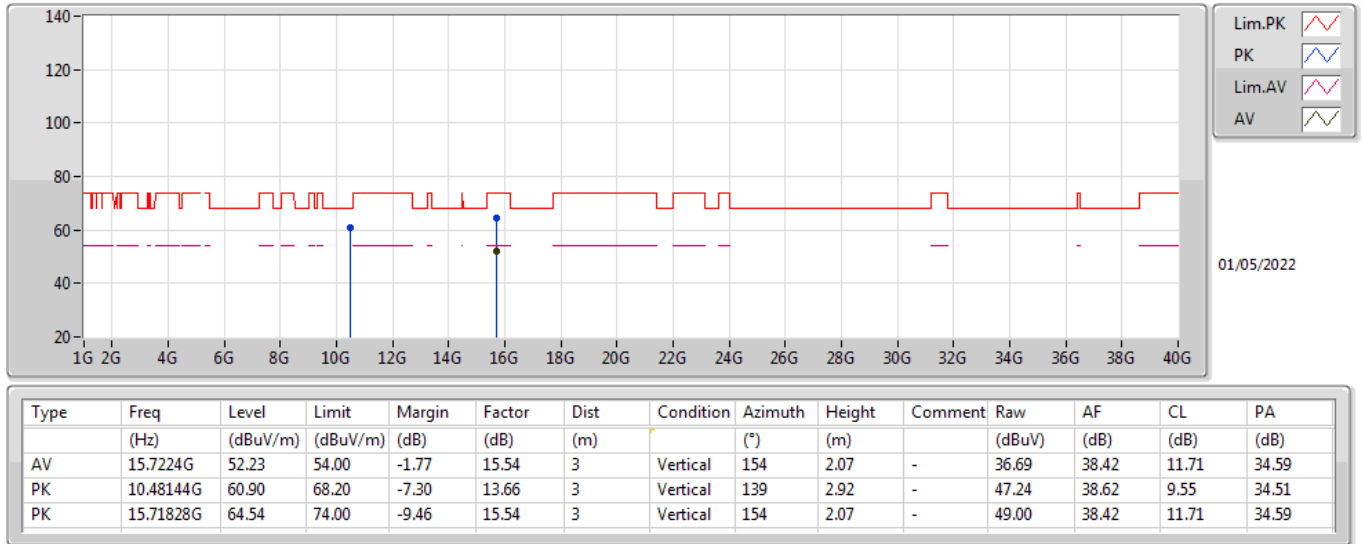
# 802.11ax HEW20\_Nss1,(MCS0)\_2TX

## 5240MHz\_TX

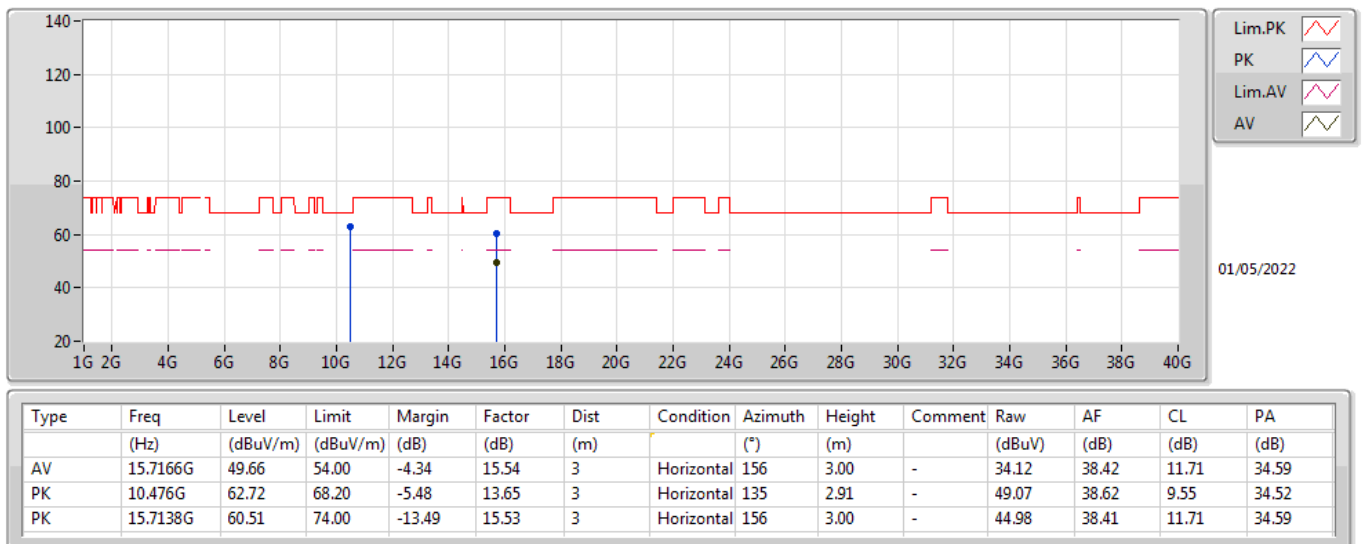


Type	Freq	Level	Limit	Margin	Factor	Dist	Condition	Azimuth	Height	Comment	Raw	AF	CL	PA
	(Hz)	(dBuV/m)	(dBuV/m)	(dB)	(dB)	(m)		(°)	(m)		(dBuV)	(dB)	(dB)	(dB)
AV	5.09G	48.22	54.00	-5.78	5.17	3	Horizontal	277	1.06	-	43.05	33.16	6.45	34.44
AV	5.2376G	109.52	Inf	-Inf	5.05	3	Horizontal	277	1.06	-	104.47	32.92	6.57	34.44
AV	5.36G	47.50	54.00	-6.50	5.18	3	Horizontal	277	1.06	-	42.32	32.92	6.71	34.45
PK	5.111G	57.48	74.00	-16.52	5.20	3	Horizontal	277	1.06	-	52.28	33.18	6.46	34.44
PK	5.2424G	118.27	Inf	-Inf	5.06	3	Horizontal	277	1.06	-	113.21	32.92	6.58	34.44
PK	5.3684G	56.14	74.00	-17.86	5.21	3	Horizontal	277	1.06	-	50.93	32.94	6.72	34.45

## 802.11ax HEW20\_Nss1,(MCS0)\_2TX 5240MHz\_TX

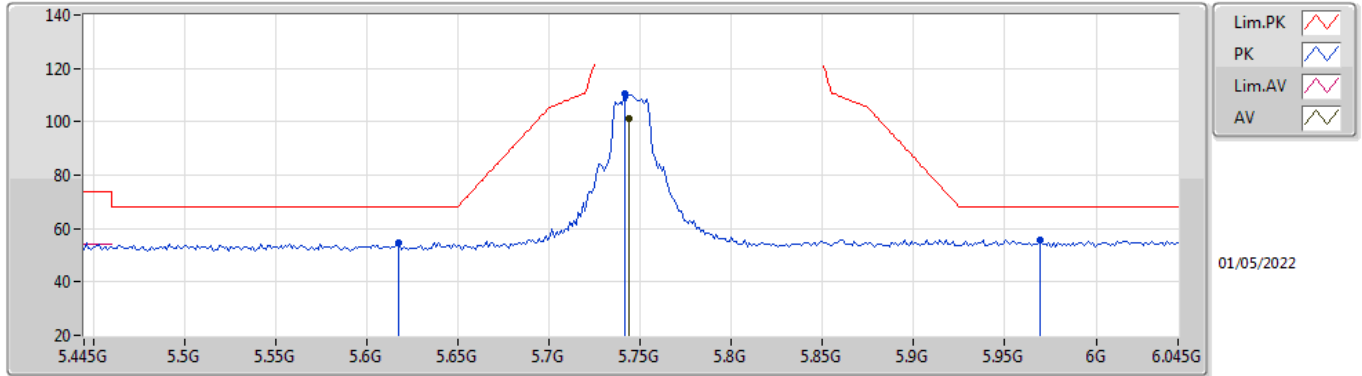


## 802.11ax HEW20\_Nss1,(MCS0)\_2TX 5240MHz\_TX



# 802.11ax HEW20\_Nss1,(MCS0)\_2TX

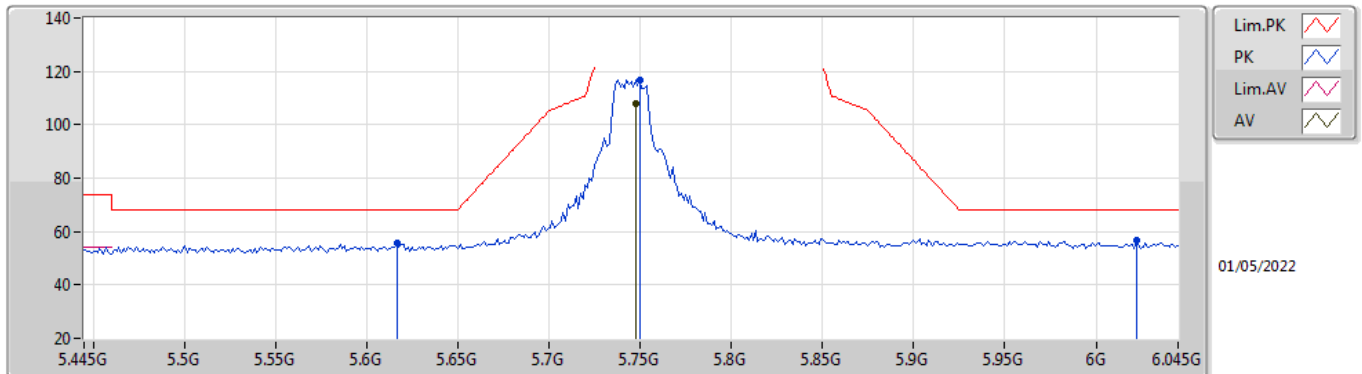
## 5745MHz\_TX



Type	Freq	Level	Limit	Margin	Factor	Dist	Condition	Azimuth	Height	Comment	Raw	AF	CL	PA
	(Hz)	(dBuV/m)	(dBuV/m)	(dB)	(dB)	(m)		(°)	(m)		(dBuV)	(dB)	(dB)	(dB)
AV	5.7438G	101.29	Inf	-Inf	6.17	3	Vertical	125	1.55	-	95.12	33.75	6.91	34.49
PK	5.6178G	54.63	68.20	-13.57	5.64	3	Vertical	125	1.55	-	48.99	33.24	6.87	34.47
PK	5.7414G	110.53	Inf	-Inf	6.15	3	Vertical	125	1.55	-	104.38	33.73	6.91	34.49
PK	5.9694G	55.85	68.20	-12.35	6.88	3	Vertical	125	1.55	-	48.97	34.32	7.08	34.52

# 802.11ax HEW20\_Nss1,(MCS0)\_2TX

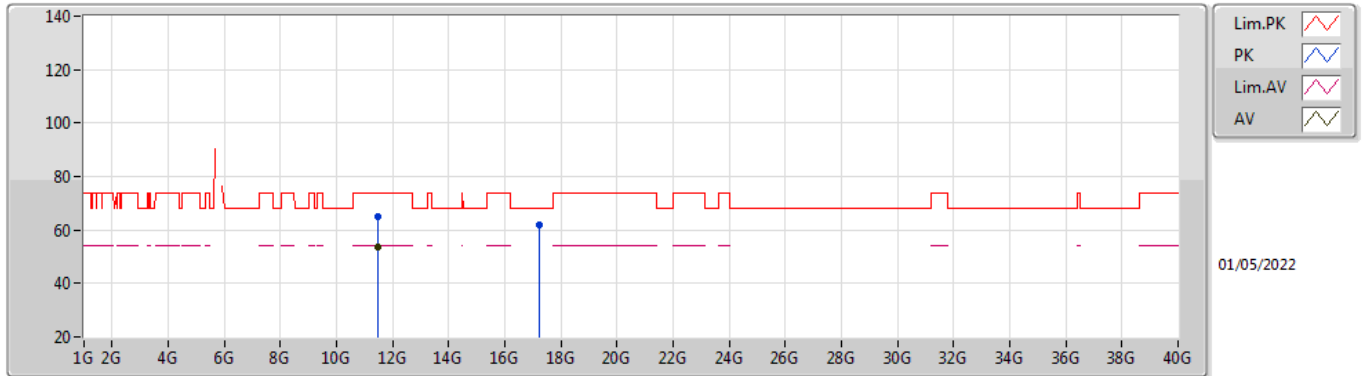
## 5745MHz\_TX



Type	Freq	Level	Limit	Margin	Factor	Dist	Condition	Azimuth	Height	Comment	Raw	AF	CL	PA
	(Hz)	(dBuV/m)	(dBuV/m)	(dB)	(dB)	(m)		(°)	(m)		(dBuV)	(dB)	(dB)	(dB)
AV	5.7474G	108.06	Inf	-Inf	6.20	3	Horizontal	32	1.15	-	101.86	33.78	6.91	34.49
PK	5.6166G	55.84	68.20	-12.36	5.63	3	Horizontal	32	1.15	-	50.21	33.23	6.87	34.47
PK	5.7498G	116.82	Inf	-Inf	6.22	3	Horizontal	32	1.15	-	110.60	33.80	6.91	34.49
PK	6.0222G	56.73	68.20	-11.47	6.88	3	Horizontal	32	1.15	-	49.85	34.29	7.12	34.53

# 802.11ax HEW20\_Nss1,(MCS0)\_2TX

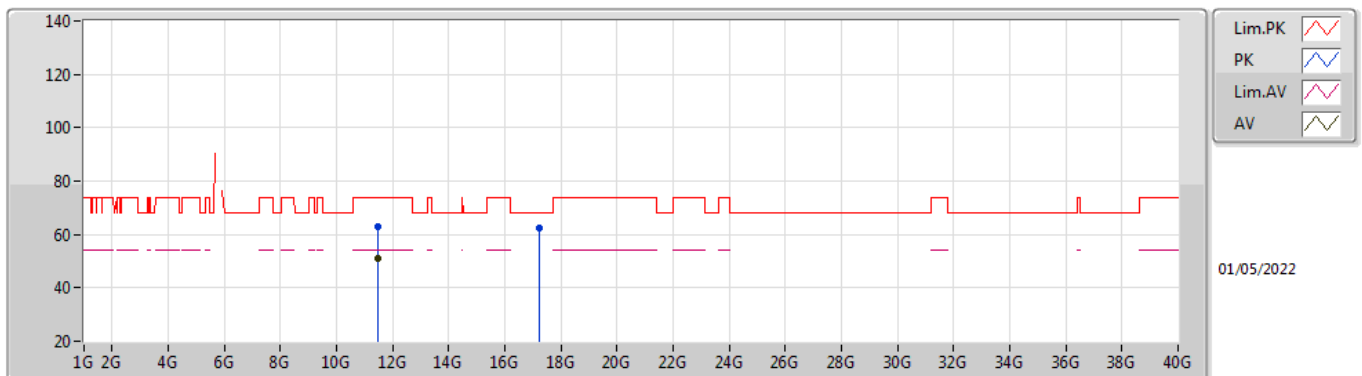
## 5745MHz\_TX



Type	Freq (Hz)	Level (dBuV/m)	Limit (dBuV/m)	Margin (dB)	Factor (dB)	Dist (m)	Condition	Azimuth (°)	Height (m)	Comment	Raw (dBuV)	AF (dB)	CL (dB)	PA (dB)
AV	11.49112G	53.58	54.00	-0.42	14.95	3	Vertical	145	1.71	-	38.63	39.00	9.91	33.96
PK	11.49676G	65.18	74.00	-8.82	14.96	3	Vertical	145	1.71	-	50.22	39.00	9.91	33.95
PK	17.23556G	61.81	68.20	-6.39	16.73	3	Vertical	191	2.76	-	45.08	38.44	12.33	34.04

# 802.11ax HEW20\_Nss1,(MCS0)\_2TX

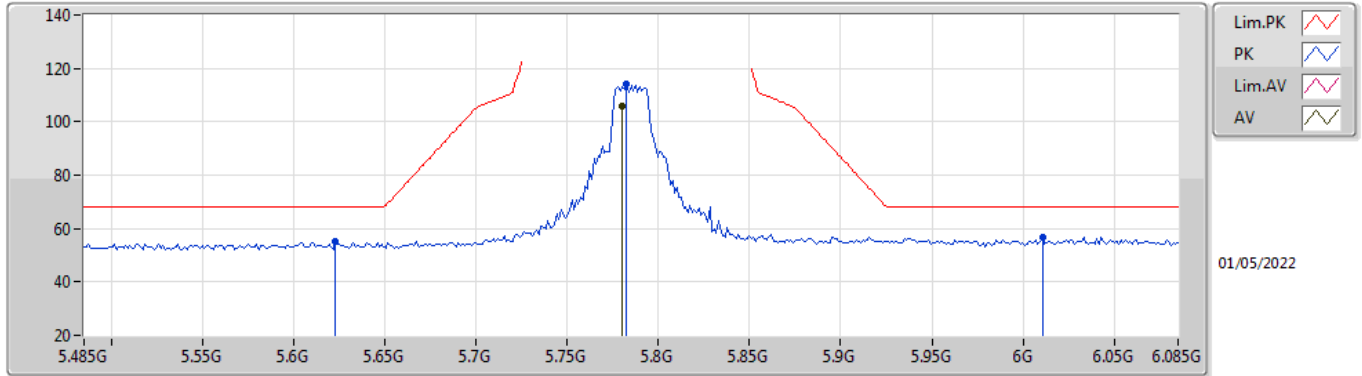
## 5745MHz\_TX



Type	Freq (Hz)	Level (dBuV/m)	Limit (dBuV/m)	Margin (dB)	Factor (dB)	Dist (m)	Condition	Azimuth (°)	Height (m)	Comment	Raw (dBuV)	AF (dB)	CL (dB)	PA (dB)
AV	11.49412G	50.97	54.00	-3.03	14.96	3	Horizontal	139	2.95	-	36.01	39.00	9.91	33.95
PK	11.49628G	63.18	74.00	-10.82	14.96	3	Horizontal	139	2.95	-	48.22	39.00	9.91	33.95
PK	17.23672G	62.20	68.20	-6.00	16.73	3	Horizontal	167	2.29	-	45.47	38.44	12.33	34.04

## 802.11ax HEW20\_Nss1,(MCS0)\_2TX

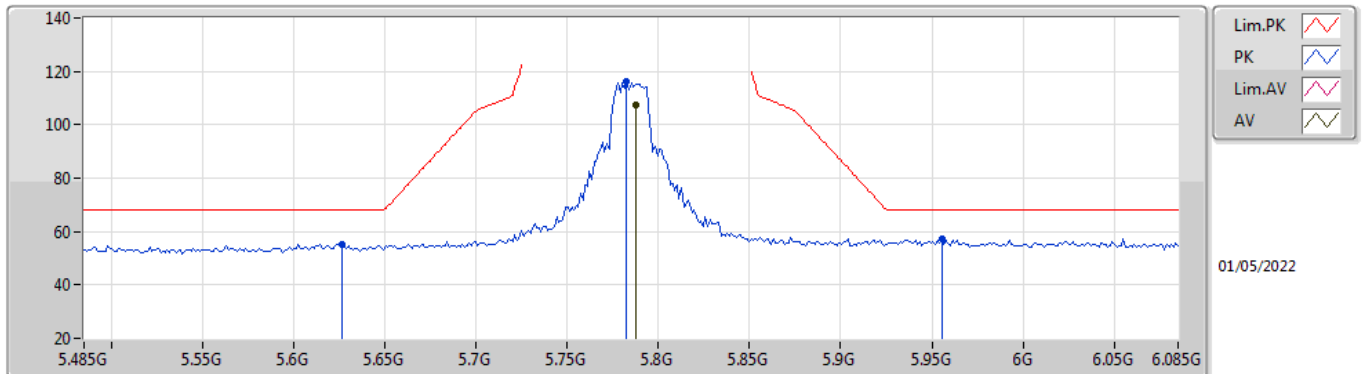
### 5785MHz\_TX



Type	Freq (Hz)	Level (dBuV/m)	Limit (dBuV/m)	Margin (dB)	Factor (dB)	Dist (m)	Condition	Azimuth (°)	Height (m)	Comment	Raw (dBuV)	AF (dB)	CL (dB)	PA (dB)
AV	5.7802G	105.83	Inf	-Inf	6.29	3	Vertical	187	2.28	-	99.54	33.86	6.92	34.49
PK	5.623G	55.21	68.20	-12.99	5.65	3	Vertical	187	2.28	-	49.56	33.25	6.87	34.47
PK	5.7826G	114.15	Inf	-Inf	6.30	3	Vertical	187	2.28	-	107.85	33.87	6.92	34.49
PK	6.0106G	56.86	68.20	-11.34	6.83	3	Vertical	187	2.28	-	50.03	34.24	7.11	34.52

## 802.11ax HEW20\_Nss1,(MCS0)\_2TX

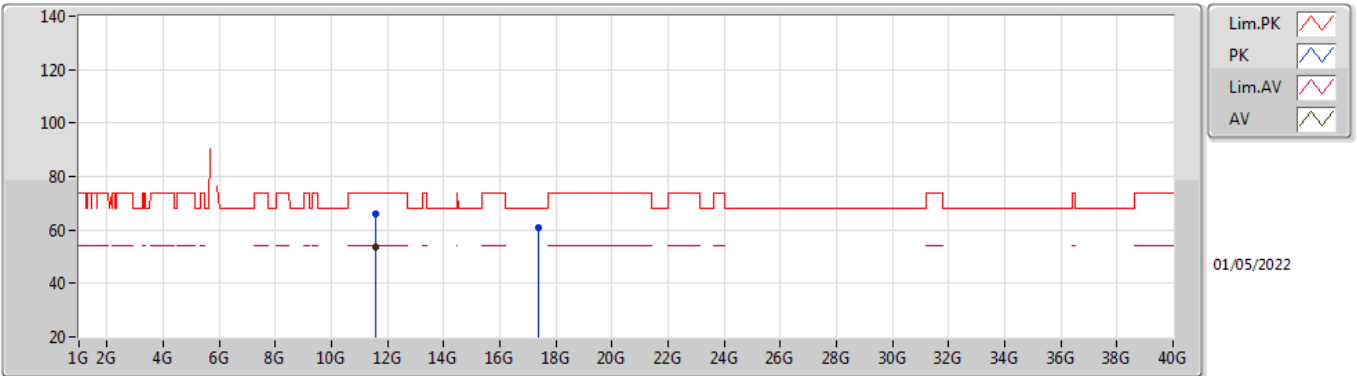
### 5785MHz\_TX



Type	Freq (Hz)	Level (dBuV/m)	Limit (dBuV/m)	Margin (dB)	Factor (dB)	Dist (m)	Condition	Azimuth (°)	Height (m)	Comment	Raw (dBuV)	AF (dB)	CL (dB)	PA (dB)
AV	5.7874G	107.37	Inf	-Inf	6.31	3	Horizontal	33	1.00	-	101.06	33.87	6.93	34.49
PK	5.6266G	55.27	68.20	-12.93	5.64	3	Horizontal	33	1.00	-	49.63	33.25	6.87	34.48
PK	5.7826G	115.98	Inf	-Inf	6.30	3	Horizontal	33	1.00	-	109.68	33.87	6.92	34.49
PK	5.9554G	57.39	68.20	-10.81	6.94	3	Horizontal	33	1.00	-	50.45	34.38	7.07	34.51

# 802.11ax HEW20\_Nss1,(MCS0)\_2TX

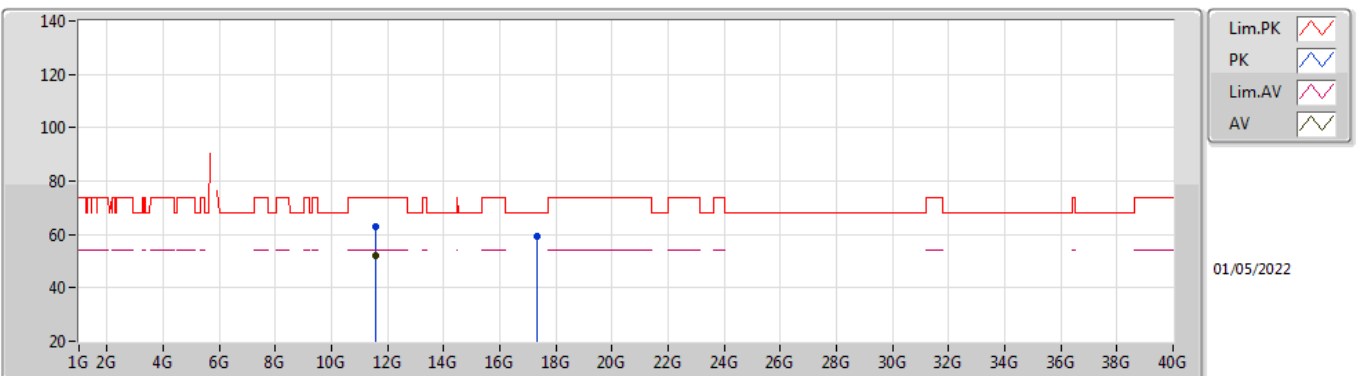
## 5785MHz\_TX



Type	Freq (Hz)	Level (dBuV/m)	Limit (dBuV/m)	Margin (dB)	Factor (dB)	Dist (m)	Condition	Azimuth (°)	Height (m)	Comment	Raw (dBuV)	AF (dB)	CL (dB)	PA (dB)
AV	11.57168G	53.38	54.00	-0.62	14.88	3	Vertical	137	3.00	-	38.50	38.93	9.94	33.99
PK	11.56896G	66.12	74.00	-7.88	14.88	3	Vertical	137	3.00	-	51.24	38.93	9.94	33.99
PK	17.3626G	60.78	68.20	-7.42	16.93	3	Vertical	87	2.76	-	43.85	38.69	12.38	34.14

# 802.11ax HEW20\_Nss1,(MCS0)\_2TX

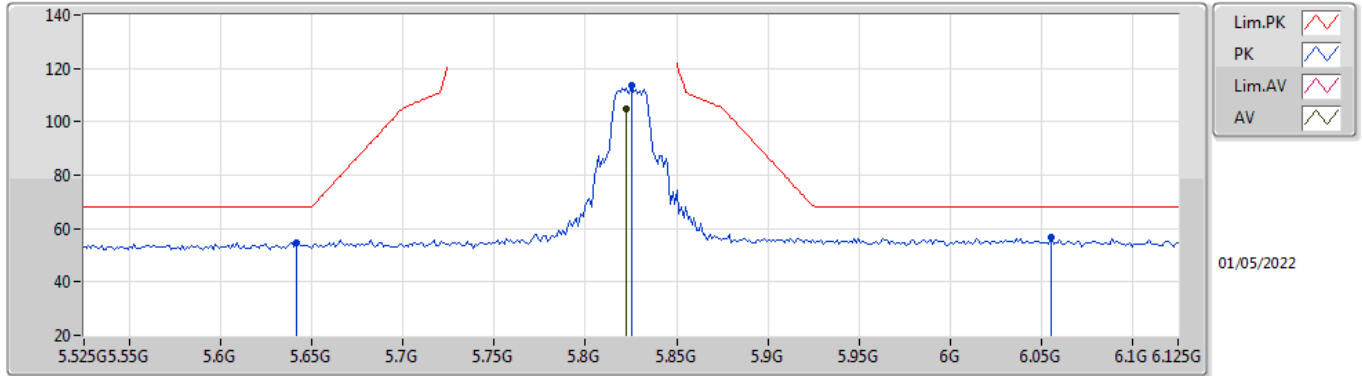
## 5785MHz\_TX



Type	Freq (Hz)	Level (dBuV/m)	Limit (dBuV/m)	Margin (dB)	Factor (dB)	Dist (m)	Condition	Azimuth (°)	Height (m)	Comment	Raw (dBuV)	AF (dB)	CL (dB)	PA (dB)
AV	11.56936G	52.06	54.00	-1.94	14.88	3	Horizontal	160	2.94	-	37.18	38.93	9.94	33.99
PK	11.5794G	63.10	74.00	-10.90	14.86	3	Horizontal	160	2.94	-	48.24	38.92	9.94	34.00
PK	17.34652G	59.36	68.20	-8.84	16.89	3	Horizontal	143	2.94	-	42.47	38.64	12.38	34.13

# 802.11ax HEW20\_Nss1,(MCS0)\_2TX

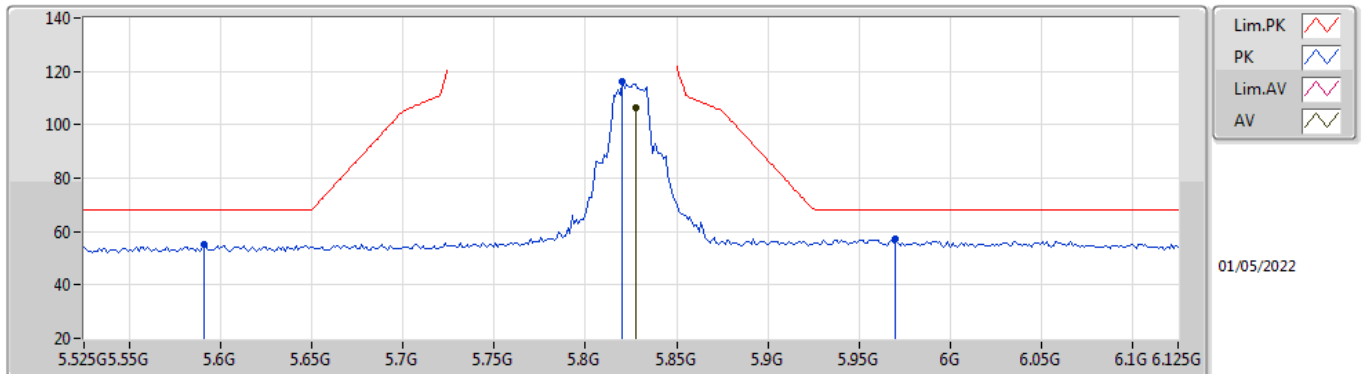
## 5825MHz\_TX



Type	Freq (Hz)	Level (dBuV/m)	Limit (dBuV/m)	Margin (dB)	Factor (dB)	Dist (m)	Condition	Azimuth (°)	Height (m)	Comment	Raw (dBuV)	AF (dB)	CL (dB)	PA (dB)
AV	5.8226G	104.71	Inf	-Inf	6.49	3	Vertical	186	2.28	-	98.22	34.04	6.95	34.50
PK	5.6414G	54.90	68.20	-13.30	5.67	3	Vertical	186	2.28	-	49.23	33.28	6.87	34.48
PK	5.825G	113.78	Inf	-Inf	6.50	3	Vertical	186	2.28	-	107.28	34.05	6.95	34.50
PK	6.0554G	56.86	68.20	-11.34	6.98	3	Vertical	186	2.28	-	49.88	34.38	7.13	34.53

# 802.11ax HEW20\_Nss1,(MCS0)\_2TX

## 5825MHz\_TX



Type	Freq (Hz)	Level (dBuV/m)	Limit (dBuV/m)	Margin (dB)	Factor (dB)	Dist (m)	Condition	Azimuth (°)	Height (m)	Comment	Raw (dBuV)	AF (dB)	CL (dB)	PA (dB)
AV	5.8274G	106.48	Inf	-Inf	6.51	3	Horizontal	35	1.13	-	99.97	34.06	6.95	34.50
PK	5.591G	55.36	68.20	-12.84	5.55	3	Horizontal	35	1.13	-	49.81	33.16	6.86	34.47
PK	5.8202G	116.26	Inf	-Inf	6.47	3	Horizontal	35	1.13	-	109.79	34.02	6.95	34.50
PK	5.9702G	57.00	68.20	-11.20	6.88	3	Horizontal	35	1.13	-	50.12	34.32	7.08	34.52



## 802.11ax HEW20\_Nss1,(MCS0)\_2TX

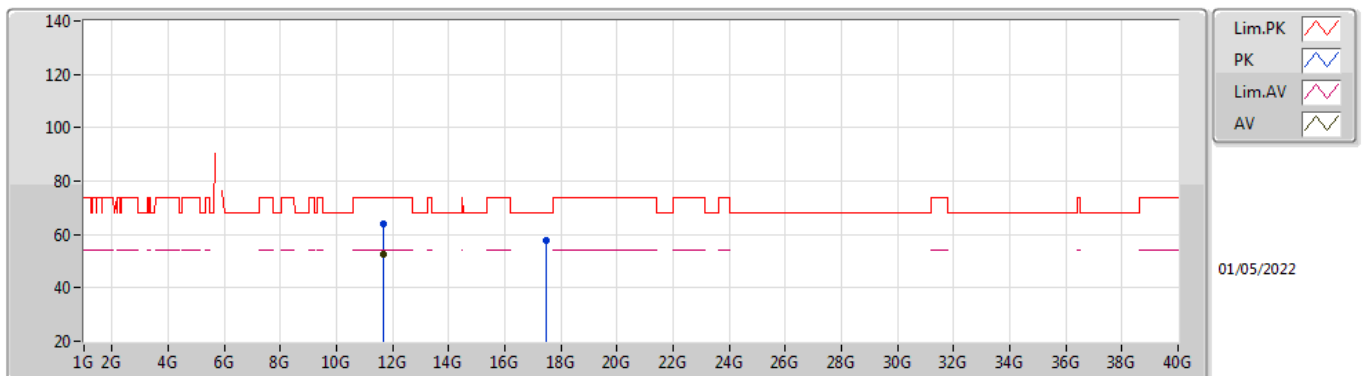
### 5825MHz\_TX



Type	Freq (Hz)	Level (dBuV/m)	Limit (dBuV/m)	Margin (dB)	Factor (dB)	Dist (m)	Condition	Azimuth (°)	Height (m)	Comment	Raw (dBuV)	AF (dB)	CL (dB)	PA (dB)
AV	11.64964G	53.55	54.00	-0.45	14.78	3	Vertical	133	2.70	-	38.77	38.85	9.97	34.04
PK	11.65188G	64.74	74.00	-9.26	14.78	3	Vertical	133	2.70	-	49.96	38.85	9.97	34.04
PK	17.47264G	61.41	68.20	-6.79	17.07	3	Vertical	106	2.77	-	44.34	38.87	12.43	34.23

## 802.11ax HEW20\_Nss1,(MCS0)\_2TX

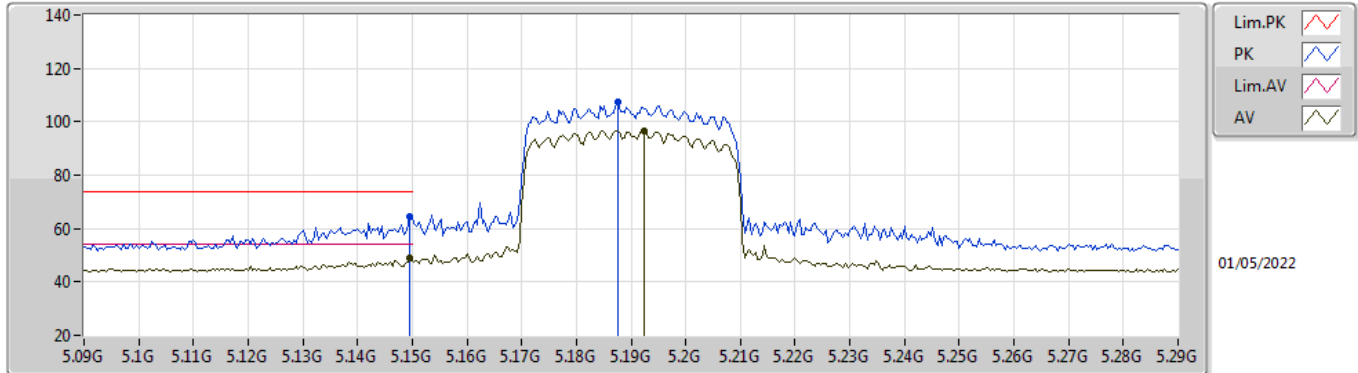
### 5825MHz\_TX



Type	Freq (Hz)	Level (dBuV/m)	Limit (dBuV/m)	Margin (dB)	Factor (dB)	Dist (m)	Condition	Azimuth (°)	Height (m)	Comment	Raw (dBuV)	AF (dB)	CL (dB)	PA (dB)
AV	11.6476G	52.59	54.00	-1.41	14.77	3	Horizontal	159	2.55	-	37.82	38.85	9.96	34.04
PK	11.65456G	63.95	74.00	-10.05	14.77	3	Horizontal	159	2.55	-	49.18	38.85	9.97	34.05
PK	17.46524G	57.71	68.20	-10.49	17.07	3	Horizontal	0	1.14	-	40.64	38.87	12.42	34.22

## 802.11ax HEW40\_Nss1,(MCS0)\_2TX

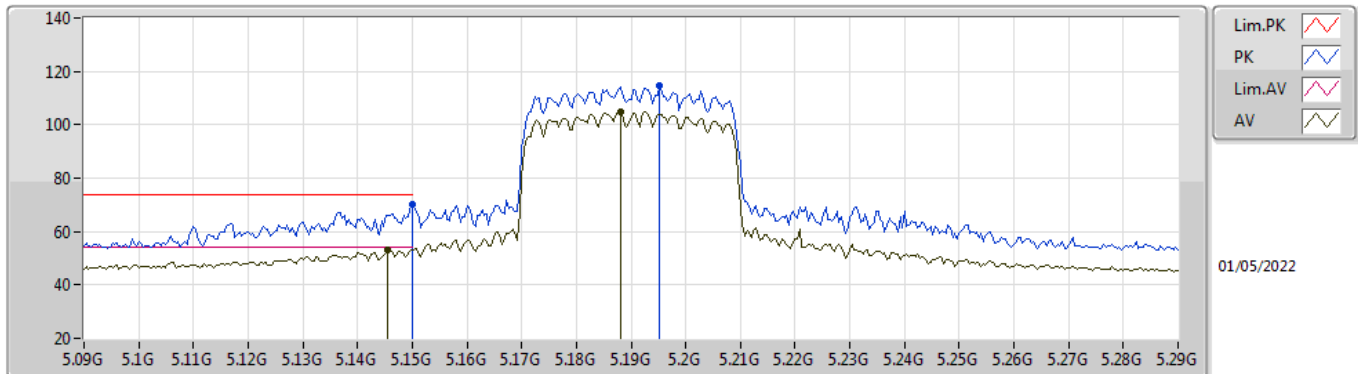
### 5190MHz\_TX



Type	Freq (Hz)	Level (dBuV/m)	Limit (dBuV/m)	Margin (dB)	Factor (dB)	Dist (m)	Condition	Azimuth (°)	Height (m)	Comment	Raw (dBuV)	AF (dB)	CL (dB)	PA (dB)
AV	5.1496G	48.92	54.00	-5.08	5.15	3	Vertical	190	2.86	-	43.77	33.10	6.49	34.44
AV	5.1924G	96.80	Inf	-Inf	5.10	3	Vertical	190	2.86	-	91.70	33.02	6.52	34.44
PK	5.1496G	64.63	74.00	-9.37	5.15	3	Vertical	190	2.86	-	59.48	33.10	6.49	34.44
PK	5.1876G	107.41	Inf	-Inf	5.10	3	Vertical	190	2.86	-	102.31	33.02	6.52	34.44

## 802.11ax HEW40\_Nss1,(MCS0)\_2TX

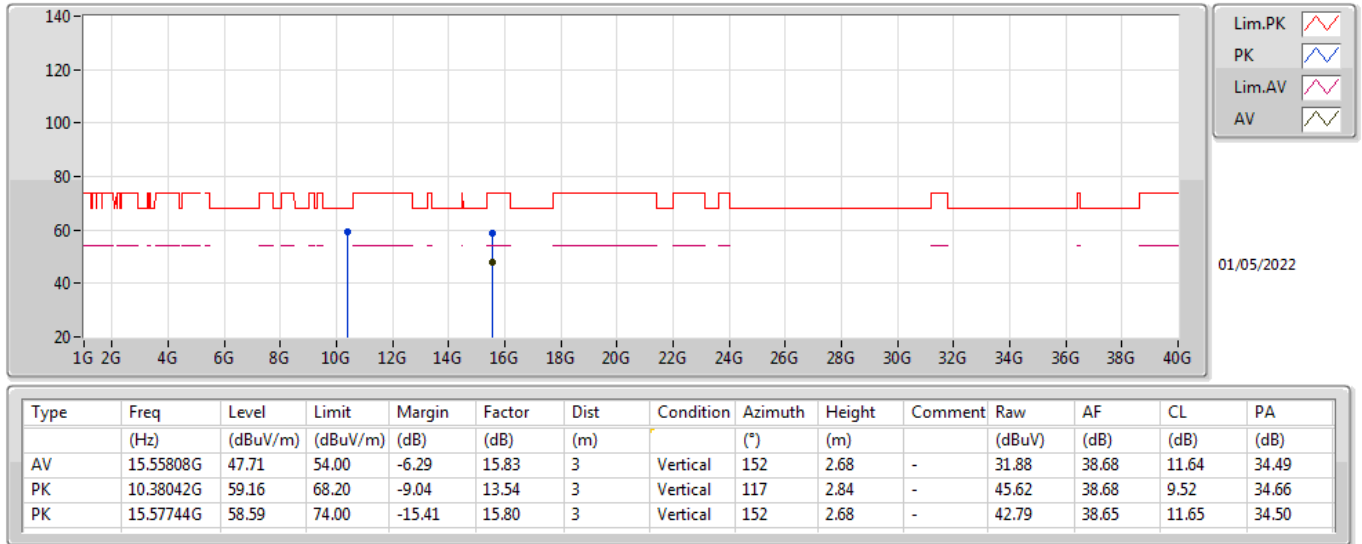
### 5190MHz\_TX



Type	Freq (Hz)	Level (dBuV/m)	Limit (dBuV/m)	Margin (dB)	Factor (dB)	Dist (m)	Condition	Azimuth (°)	Height (m)	Comment	Raw (dBuV)	AF (dB)	CL (dB)	PA (dB)
AV	5.1456G	53.00	54.00	-1.00	5.16	3	Horizontal	277	1.11	-	47.84	33.11	6.49	34.44
AV	5.188G	104.79	Inf	-Inf	5.10	3	Horizontal	277	1.11	-	99.69	33.02	6.52	34.44
PK	5.15G	69.98	74.00	-4.02	5.15	3	Horizontal	277	1.11	-	64.83	33.10	6.49	34.44
PK	5.1952G	114.71	Inf	-Inf	5.10	3	Horizontal	277	1.11	-	109.61	33.01	6.53	34.44

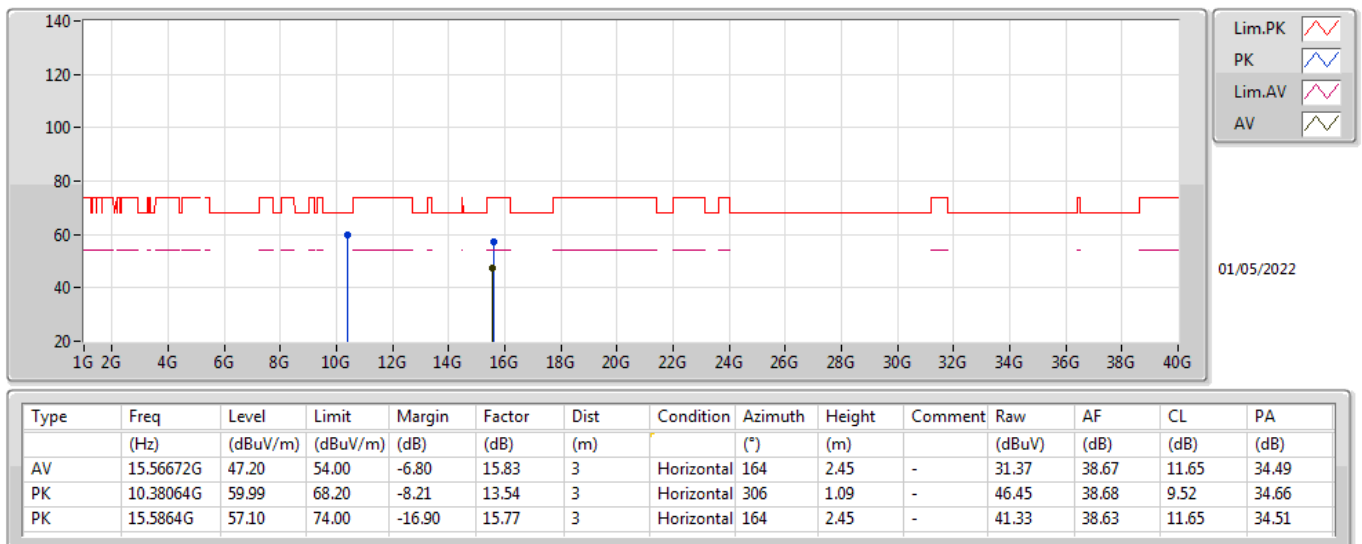
# 802.11ax HEW40\_Nss1,(MCS0)\_2TX

## 5190MHz\_TX



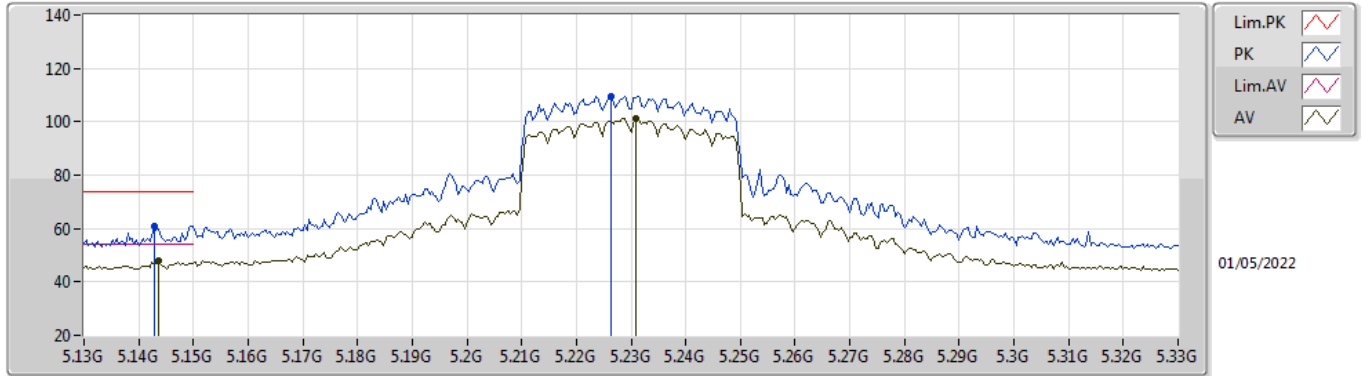
# 802.11ax HEW40\_Nss1,(MCS0)\_2TX

## 5190MHz\_TX



## 802.11ax HEW40\_Nss1,(MCS0)\_2TX

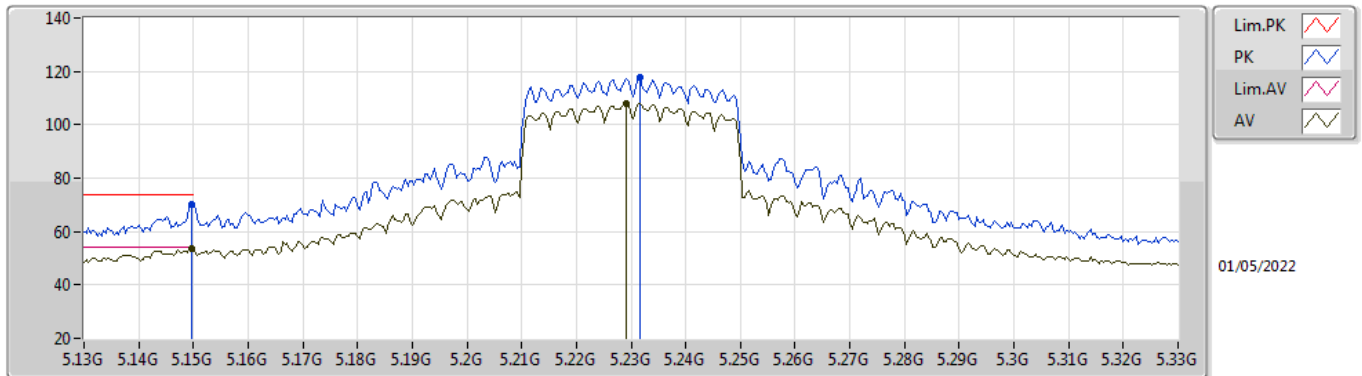
### 5230MHz\_TX



Type	Freq (Hz)	Level (dBuV/m)	Limit (dBuV/m)	Margin (dB)	Factor (dB)	Dist (m)	Condition	Azimuth (°)	Height (m)	Comment	Raw (dBuV)	AF (dB)	CL (dB)	PA (dB)
AV	5.1436G	47.75	54.00	-6.25	5.16	3	Vertical	190	2.60	-	42.59	33.11	6.49	34.44
AV	5.2308G	101.36	Inf	-Inf	5.07	3	Vertical	190	2.60	-	96.29	32.94	6.57	34.44
PK	5.1428G	61.02	74.00	-12.98	5.16	3	Vertical	190	2.60	-	55.86	33.11	6.49	34.44
PK	5.2264G	109.72	Inf	-Inf	5.07	3	Vertical	190	2.60	-	104.65	32.95	6.56	34.44

## 802.11ax HEW40\_Nss1,(MCS0)\_2TX

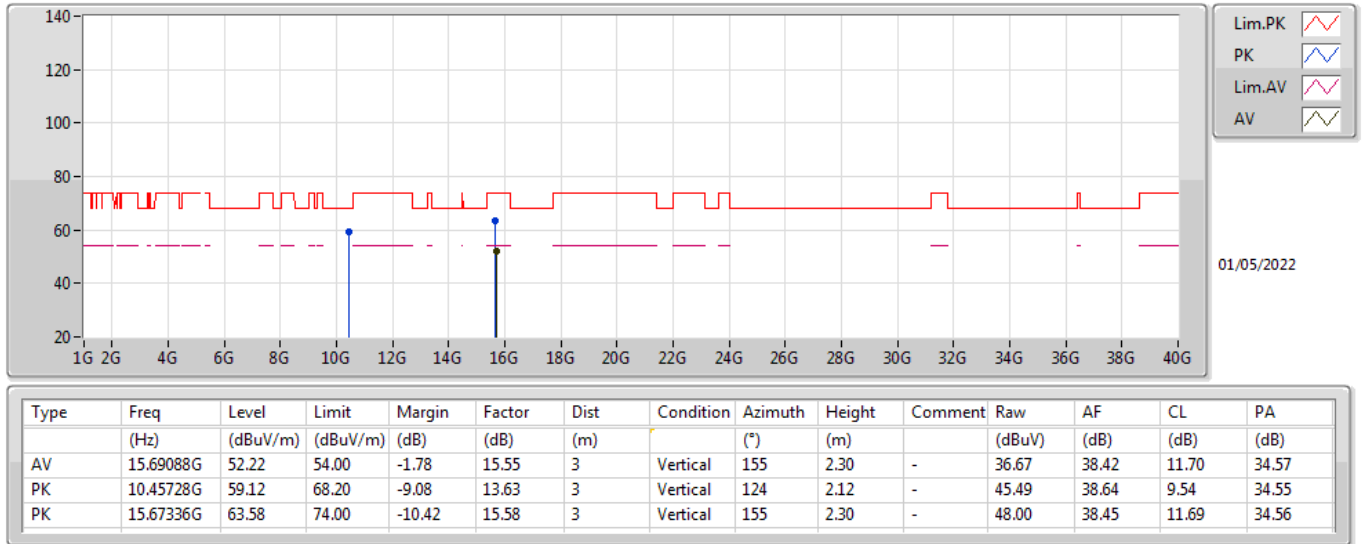
### 5230MHz\_TX



Type	Freq (Hz)	Level (dBuV/m)	Limit (dBuV/m)	Margin (dB)	Factor (dB)	Dist (m)	Condition	Azimuth (°)	Height (m)	Comment	Raw (dBuV)	AF (dB)	CL (dB)	PA (dB)
AV	5.1496G	53.74	54.00	-0.26	5.15	3	Horizontal	276	1.09	-	48.59	33.10	6.49	34.44
AV	5.2292G	108.01	Inf	-Inf	5.06	3	Horizontal	276	1.09	-	102.95	32.94	6.56	34.44
PK	5.1496G	70.29	74.00	-3.71	5.15	3	Horizontal	276	1.09	-	65.14	33.10	6.49	34.44
PK	5.2316G	117.94	Inf	-Inf	5.07	3	Horizontal	276	1.09	-	112.87	32.94	6.57	34.44

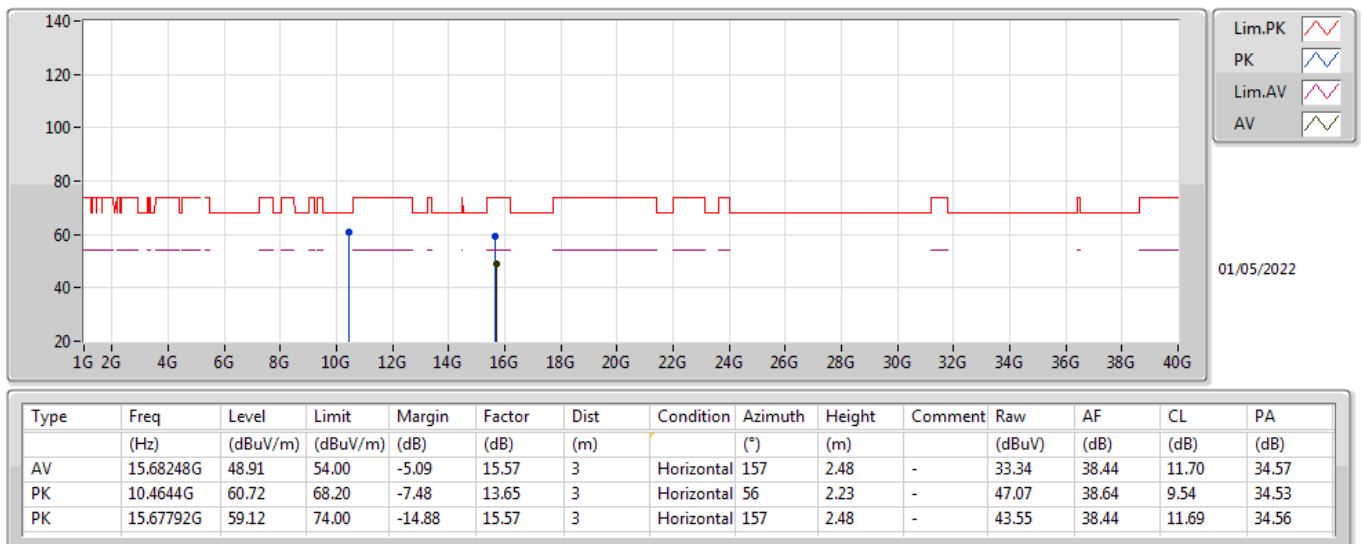
# 802.11ax HEW40\_Nss1,(MCS0)\_2TX

## 5230MHz\_TX



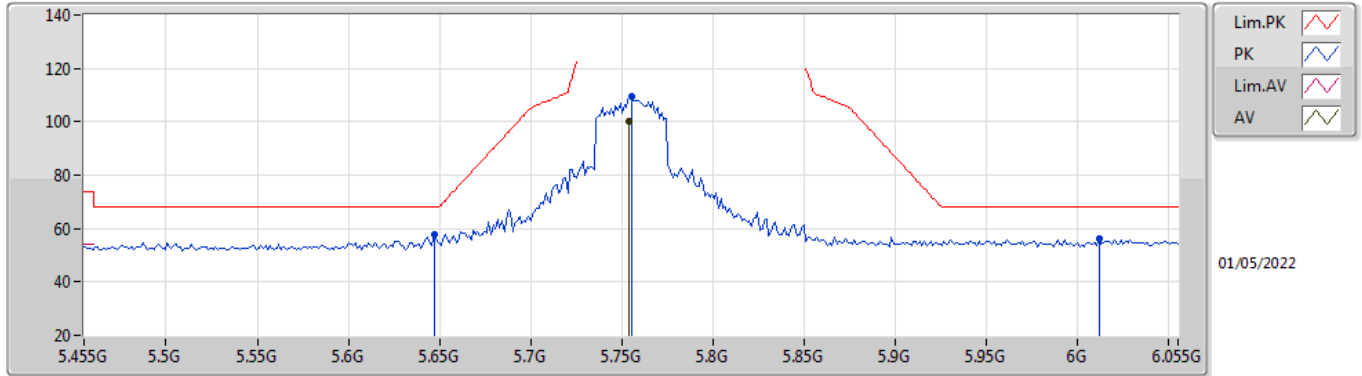
# 802.11ax HEW40\_Nss1,(MCS0)\_2TX

## 5230MHz\_TX



# 802.11ax HEW40\_Nss1,(MCS0)\_2TX

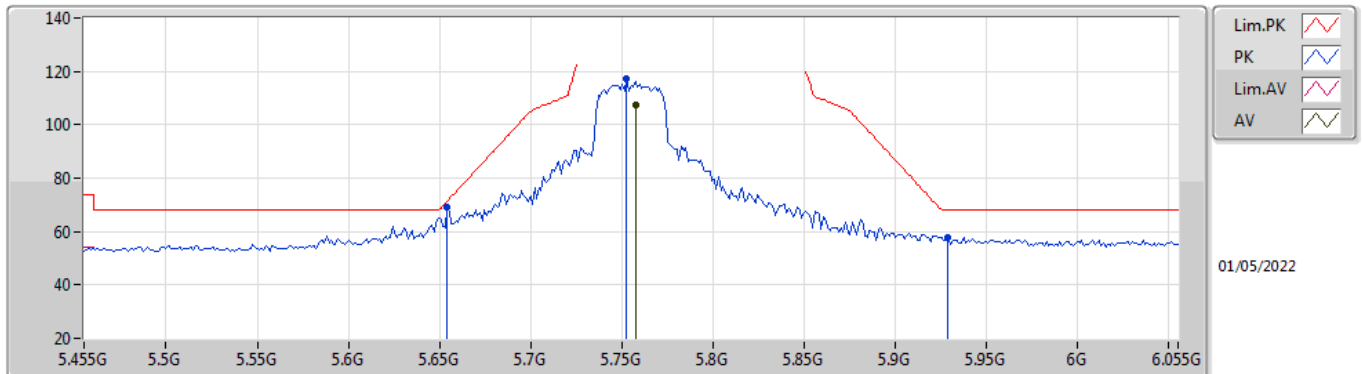
## 5755MHz\_TX



Type	Freq (Hz)	Level (dBuV/m)	Limit (dBuV/m)	Margin (dB)	Factor (dB)	Dist (m)	Condition	Azimuth (°)	Height (m)	Comment	Raw (dBuV)	AF (dB)	CL (dB)	PA (dB)
AV	5.7538G	100.10	Inf	-Inf	6.23	3	Vertical	124	1.50	-	93.87	33.81	6.91	34.49
PK	5.647G	57.76	68.20	-10.44	5.69	3	Vertical	124	1.50	-	52.07	33.29	6.88	34.48
PK	5.755G	109.49	Inf	-Inf	6.23	3	Vertical	124	1.50	-	103.26	33.81	6.91	34.49
PK	6.0118G	55.96	68.20	-12.24	6.84	3	Vertical	124	1.50	-	49.12	34.25	7.11	34.52

# 802.11ax HEW40\_Nss1,(MCS0)\_2TX

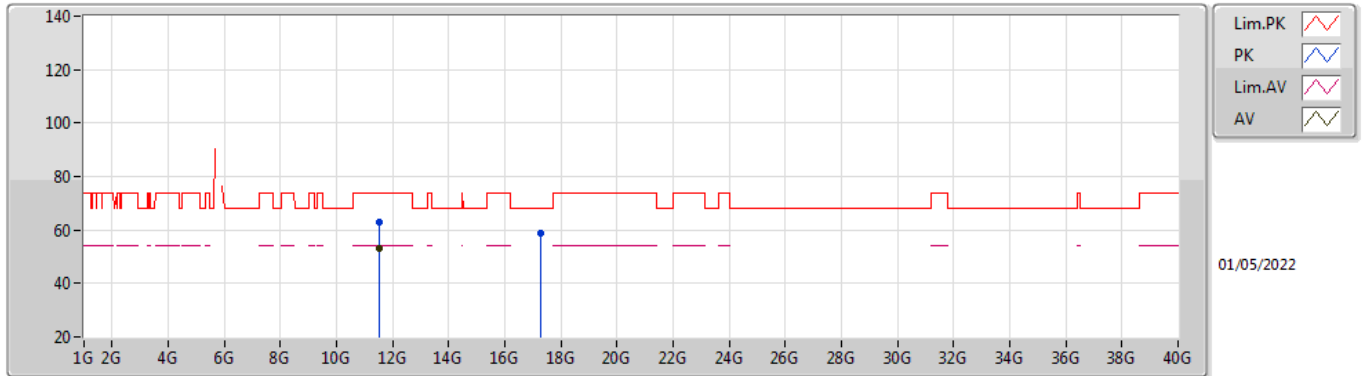
## 5755MHz\_TX



Type	Freq (Hz)	Level (dBuV/m)	Limit (dBuV/m)	Margin (dB)	Factor (dB)	Dist (m)	Condition	Azimuth (°)	Height (m)	Comment	Raw (dBuV)	AF (dB)	CL (dB)	PA (dB)
AV	5.7574G	107.45	Inf	-Inf	6.24	3	Horizontal	32	1.04	-	101.21	33.81	6.92	34.49
PK	5.6542G	69.03	71.31	-2.28	5.71	3	Horizontal	32	1.04	-	63.32	33.31	6.88	34.48
PK	5.7526G	117.30	Inf	-Inf	6.23	3	Horizontal	32	1.04	-	111.07	33.81	6.91	34.49
PK	5.929G	57.70	68.20	-10.50	6.81	3	Horizontal	32	1.04	-	50.89	34.27	7.05	34.51

# 802.11ax HEW40\_Nss1,(MCS0)\_2TX

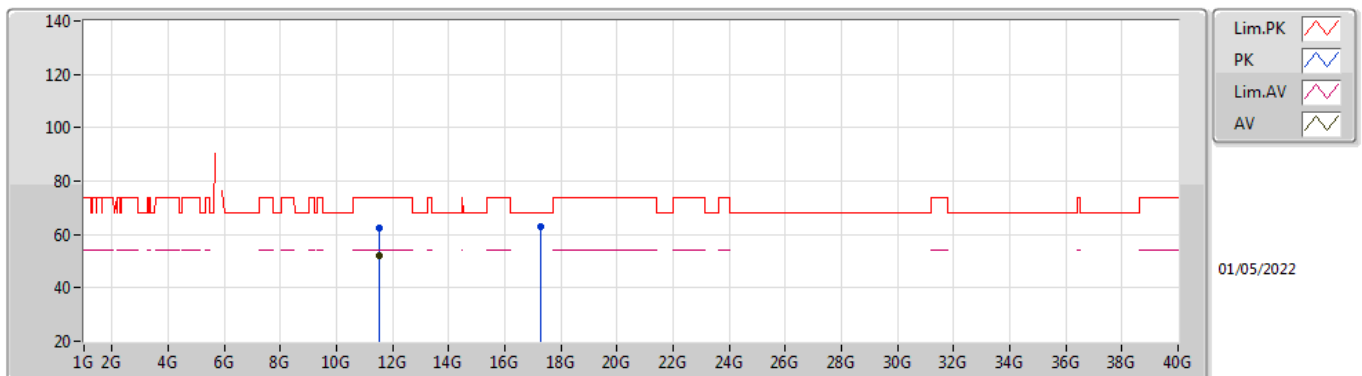
## 5755MHz\_TX



Type	Freq (Hz)	Level (dBuV/m)	Limit (dBuV/m)	Margin (dB)	Factor (dB)	Dist (m)	Condition	Azimuth (°)	Height (m)	Comment	Raw (dBuV)	AF (dB)	CL (dB)	PA (dB)
AV	11.50392G	53.07	54.00	-0.93	14.96	3	Vertical	146	1.79	-	38.11	39.00	9.91	33.95
PK	11.51152G	62.90	74.00	-11.10	14.95	3	Vertical	146	1.79	-	47.95	38.99	9.92	33.96
PK	17.27716G	58.89	68.20	-9.31	16.75	3	Vertical	136	1.94	-	42.14	38.48	12.35	34.08

# 802.11ax HEW40\_Nss1,(MCS0)\_2TX

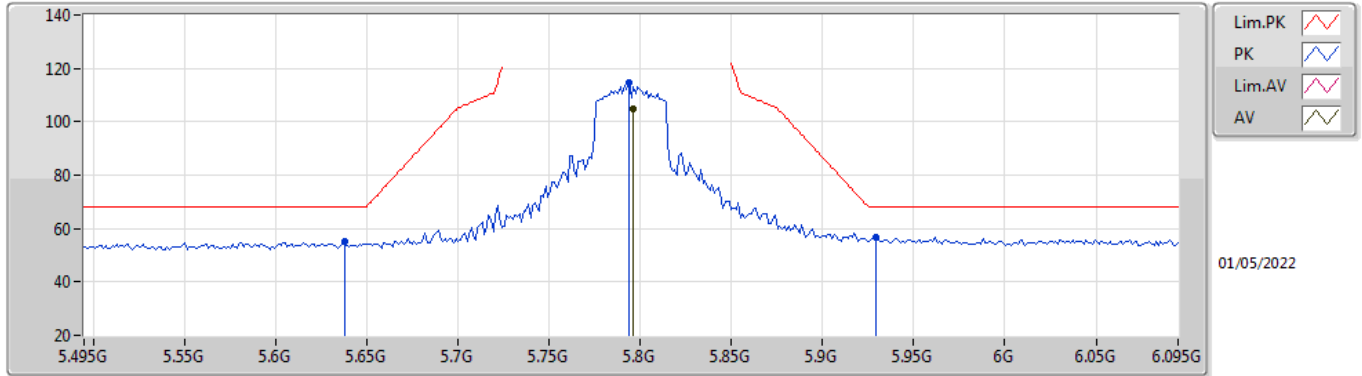
## 5755MHz\_TX



Type	Freq (Hz)	Level (dBuV/m)	Limit (dBuV/m)	Margin (dB)	Factor (dB)	Dist (m)	Condition	Azimuth (°)	Height (m)	Comment	Raw (dBuV)	AF (dB)	CL (dB)	PA (dB)
AV	11.50896G	51.97	54.00	-2.03	14.95	3	Horizontal	167	3.00	-	37.02	38.99	9.92	33.96
PK	11.51184G	62.35	74.00	-11.65	14.95	3	Horizontal	167	3.00	-	47.40	38.99	9.92	33.96
PK	17.26316G	63.05	68.20	-5.15	16.73	3	Horizontal	165	3.00	-	46.32	38.46	12.34	34.07

## 802.11ax HEW40\_Nss1,(MCS0)\_2TX

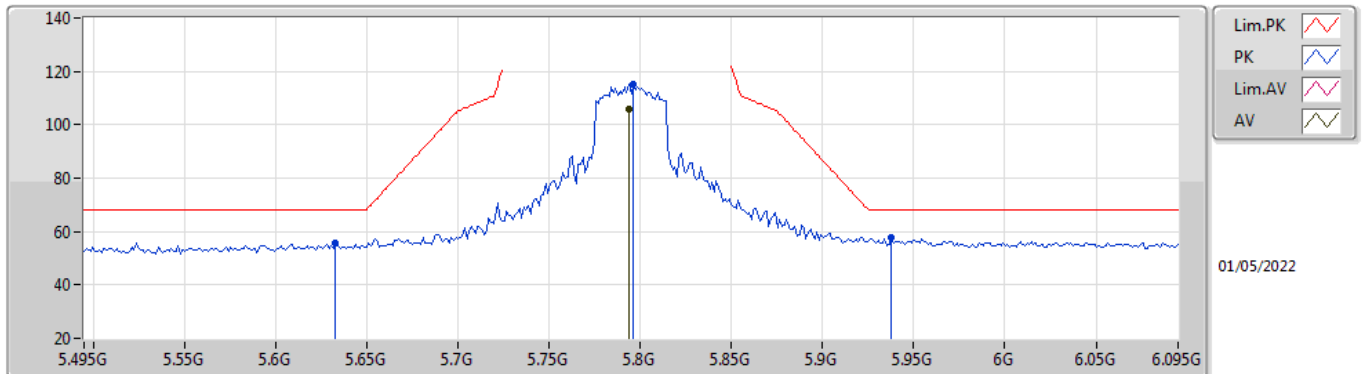
### 5795MHz\_TX



Type	Freq	Level	Limit	Margin	Factor	Dist	Condition	Azimuth	Height	Comment	Raw	AF	CL	PA
	(Hz)	(dBuV/m)	(dBuV/m)	(dB)	(dB)	(m)		(°)	(m)		(dBuV)	(dB)	(dB)	(dB)
AV	5.7962G	104.72	Inf	-Inf	6.32	3	Vertical	187	2.24	-	98.40	33.89	6.93	34.50
PK	5.6378G	55.09	68.20	-13.11	5.67	3	Vertical	187	2.24	-	49.42	33.28	6.87	34.48
PK	5.7938G	114.49	Inf	-Inf	6.32	3	Vertical	187	2.24	-	108.17	33.89	6.93	34.50
PK	5.9294G	56.67	68.20	-11.53	6.82	3	Vertical	187	2.24	-	49.85	34.28	7.05	34.51

## 802.11ax HEW40\_Nss1,(MCS0)\_2TX

### 5795MHz\_TX

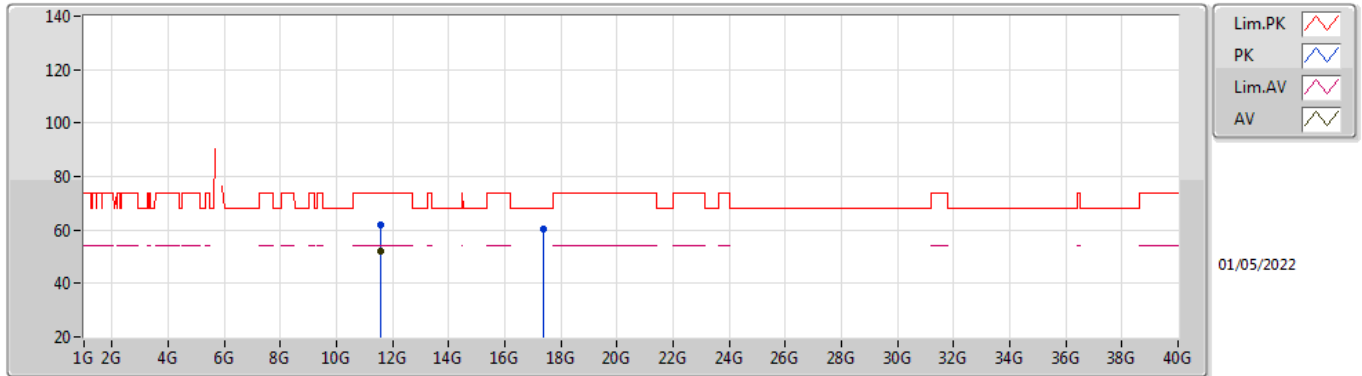


Type	Freq	Level	Limit	Margin	Factor	Dist	Condition	Azimuth	Height	Comment	Raw	AF	CL	PA
	(Hz)	(dBuV/m)	(dBuV/m)	(dB)	(dB)	(m)		(°)	(m)		(dBuV)	(dB)	(dB)	(dB)
AV	5.7938G	106.10	Inf	-Inf	6.32	3	Horizontal	32	1.08	-	99.78	33.89	6.93	34.50
PK	5.633G	55.74	68.20	-12.46	5.66	3	Horizontal	32	1.08	-	50.08	33.27	6.87	34.48
PK	5.7962G	115.12	Inf	-Inf	6.32	3	Horizontal	32	1.08	-	108.80	33.89	6.93	34.50
PK	5.9378G	57.62	68.20	-10.58	6.87	3	Horizontal	32	1.08	-	50.75	34.33	7.05	34.51



# 802.11ax HEW40\_Nss1,(MCS0)\_2TX

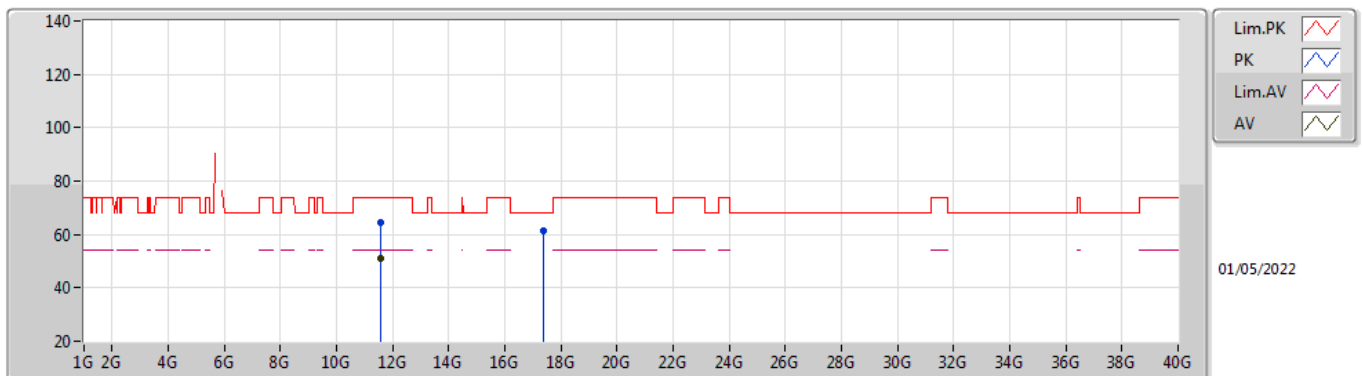
## 5795MHz\_TX



Type	Freq (Hz)	Level (dBuV/m)	Limit (dBuV/m)	Margin (dB)	Factor (dB)	Dist (m)	Condition	Azimuth (°)	Height (m)	Comment	Raw (dBuV)	AF (dB)	CL (dB)	PA (dB)
AV	11.59448G	51.99	54.00	-2.01	14.85	3	Vertical	118	3.00	-	37.14	38.91	9.95	34.01
PK	11.59448G	61.85	74.00	-12.15	14.85	3	Vertical	118	3.00	-	47.00	38.91	9.95	34.01
PK	17.37612G	60.47	68.20	-7.73	16.97	3	Vertical	190	2.77	-	43.50	38.73	12.39	34.15

# 802.11ax HEW40\_Nss1,(MCS0)\_2TX

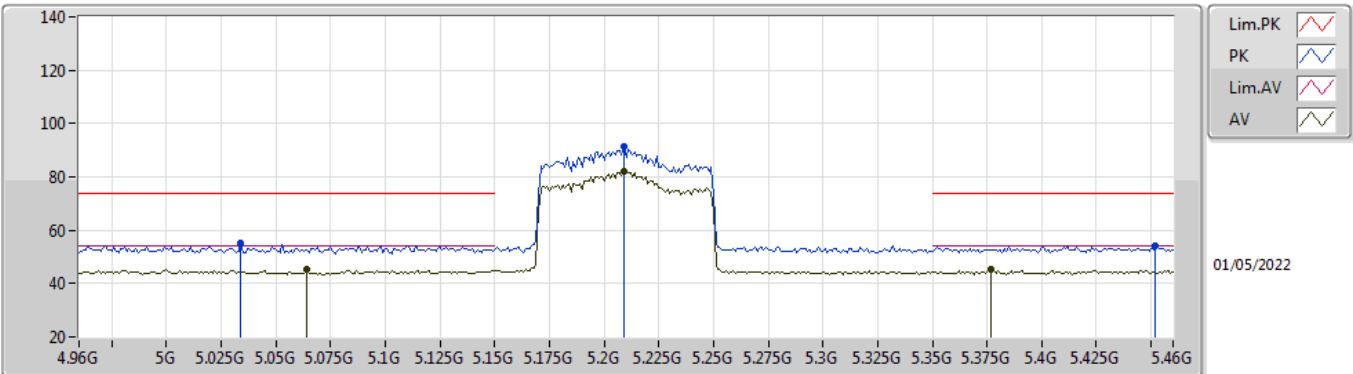
## 5795MHz\_TX



Type	Freq (Hz)	Level (dBuV/m)	Limit (dBuV/m)	Margin (dB)	Factor (dB)	Dist (m)	Condition	Azimuth (°)	Height (m)	Comment	Raw (dBuV)	AF (dB)	CL (dB)	PA (dB)
AV	11.58688G	50.82	54.00	-3.18	14.85	3	Horizontal	160	3.00	-	35.97	38.91	9.94	34.00
PK	11.58208G	64.31	74.00	-9.69	14.86	3	Horizontal	160	3.00	-	49.45	38.92	9.94	34.00
PK	17.38164G	61.28	68.20	-6.92	16.97	3	Horizontal	163	2.98	-	44.31	38.74	12.39	34.16

# 802.11ax HEW80\_Nss1,(MCS0)\_2TX

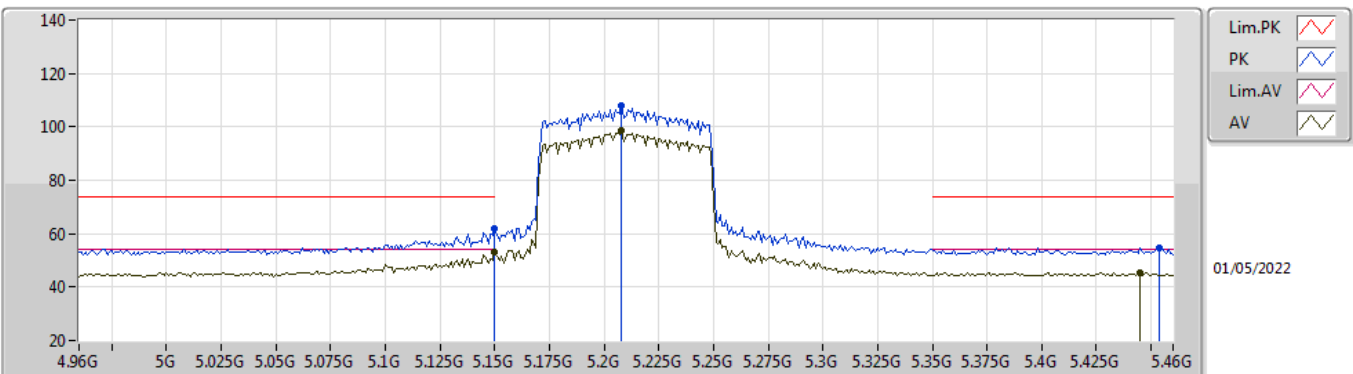
## 5210MHz\_TX



Type	Freq	Level	Limit	Margin	Factor	Dist	Condition	Azimuth	Height	Comment	Raw	AF	CL	PA
	(Hz)	(dBuV/m)	(dBuV/m)	(dB)	(dB)	(m)		(°)	(m)		(dBuV)	(dB)	(dB)	(dB)
AV	5.064G	45.12	54.00	-8.88	5.06	3	Vertical	234	2.95	-	40.06	33.06	6.43	34.43
AV	5.209G	81.86	Inf	-Inf	5.08	3	Vertical	234	2.95	-	76.78	32.98	6.54	34.44
AV	5.377G	45.26	54.00	-8.74	5.23	3	Vertical	234	2.95	-	40.03	32.95	6.73	34.45
PK	5.034G	54.94	74.00	-19.06	5.08	3	Vertical	234	2.95	-	49.86	33.10	6.41	34.43
PK	5.209G	91.23	Inf	-Inf	5.08	3	Vertical	234	2.95	-	86.15	32.98	6.54	34.44
PK	5.452G	54.23	74.00	-19.77	5.43	3	Vertical	234	2.95	-	48.80	33.10	6.79	34.46

# 802.11ax HEW80\_Nss1,(MCS0)\_2TX

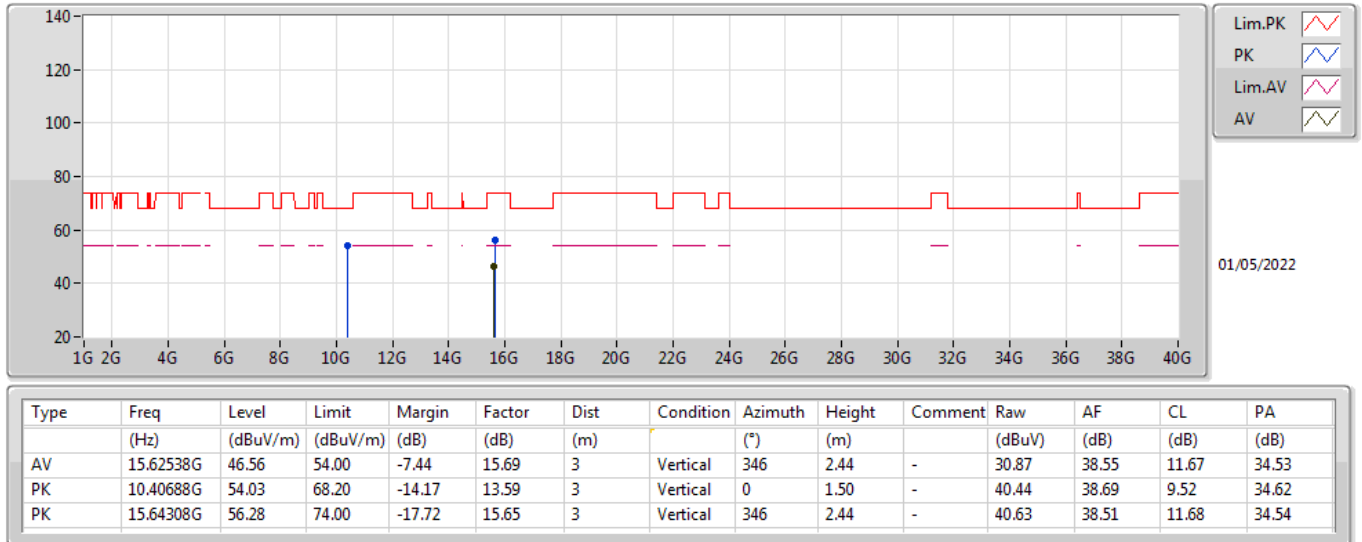
## 5210MHz\_TX



Type	Freq	Level	Limit	Margin	Factor	Dist	Condition	Azimuth	Height	Comment	Raw	AF	CL	PA
	(Hz)	(dBuV/m)	(dBuV/m)	(dB)	(dB)	(m)		(°)	(m)		(dBuV)	(dB)	(dB)	(dB)
AV	5.15G	53.19	54.00	-0.81	5.15	3	Horizontal	277	1.00	-	48.04	33.10	6.49	34.44
AV	5.208G	98.64	Inf	-Inf	5.08	3	Horizontal	277	1.00	-	93.56	32.98	6.54	34.44
AV	5.445G	45.41	54.00	-8.59	5.41	3	Horizontal	277	1.00	-	40.00	33.09	6.78	34.46
PK	5.15G	61.91	74.00	-12.09	5.15	3	Horizontal	277	1.00	-	56.76	33.10	6.49	34.44
PK	5.208G	107.85	Inf	-Inf	5.08	3	Horizontal	277	1.00	-	102.77	32.98	6.54	34.44
PK	5.454G	54.72	74.00	-19.28	5.44	3	Horizontal	277	1.00	-	49.28	33.11	6.79	34.46

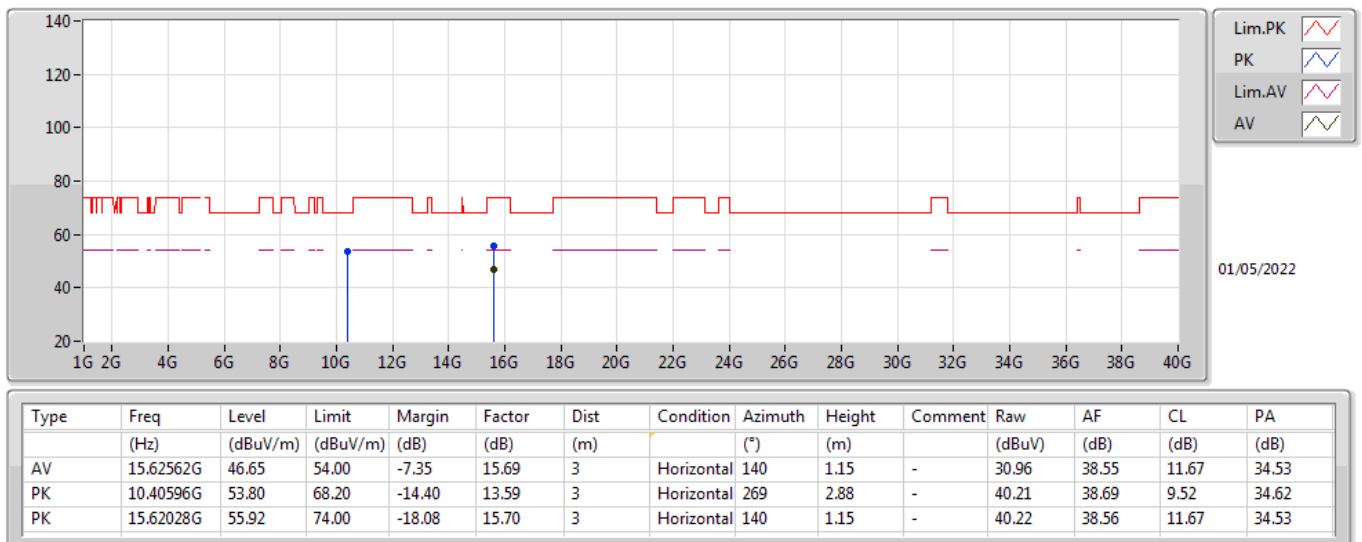
## 802.11ax HEW80\_Nss1,(MCS0)\_2TX

### 5210MHz\_TX



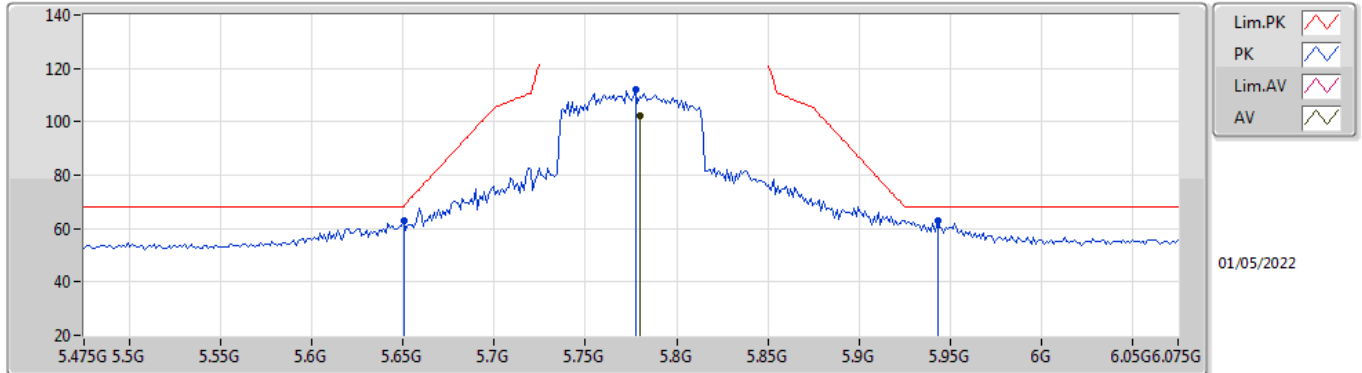
## 802.11ax HEW80\_Nss1,(MCS0)\_2TX

### 5210MHz\_TX



# 802.11ax HEW80\_Nss1,(MCS0)\_2TX

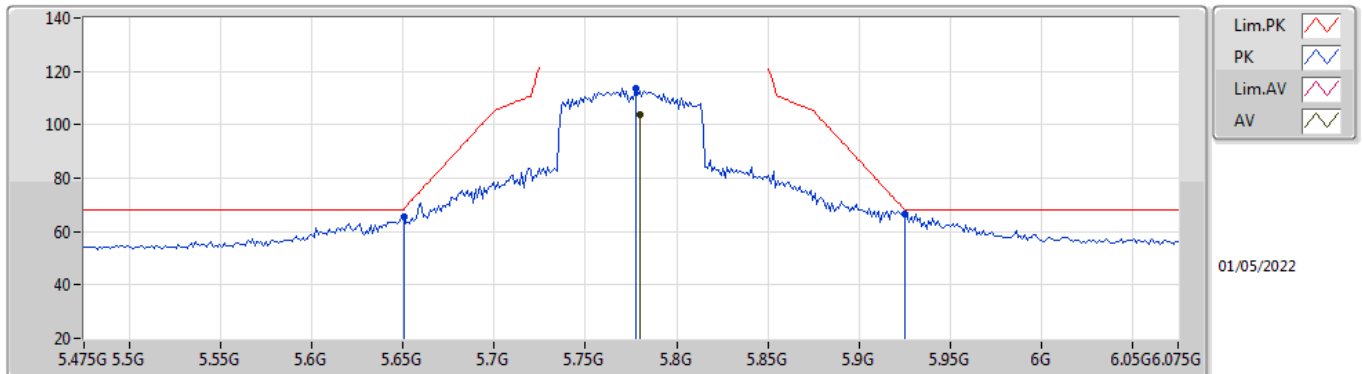
## 5775MHz\_TX



Type	Freq (Hz)	Level (dBuV/m)	Limit (dBuV/m)	Margin (dB)	Factor (dB)	Dist (m)	Condition	Azimuth (°)	Height (m)	Comment	Raw (dBuV)	AF (dB)	CL (dB)	PA (dB)
AV	5.7798G	102.43	Inf	-Inf	6.29	3	Vertical	187	2.23	-	96.14	33.86	6.92	34.49
PK	5.6502G	62.80	68.35	-5.55	5.70	3	Vertical	187	2.23	-	57.10	33.30	6.88	34.48
PK	5.7774G	112.19	Inf	-Inf	6.28	3	Vertical	187	2.23	-	105.91	33.85	6.92	34.49
PK	5.943G	63.10	68.20	-5.10	6.91	3	Vertical	187	2.23	-	56.19	34.36	7.06	34.51

# 802.11ax HEW80\_Nss1,(MCS0)\_2TX

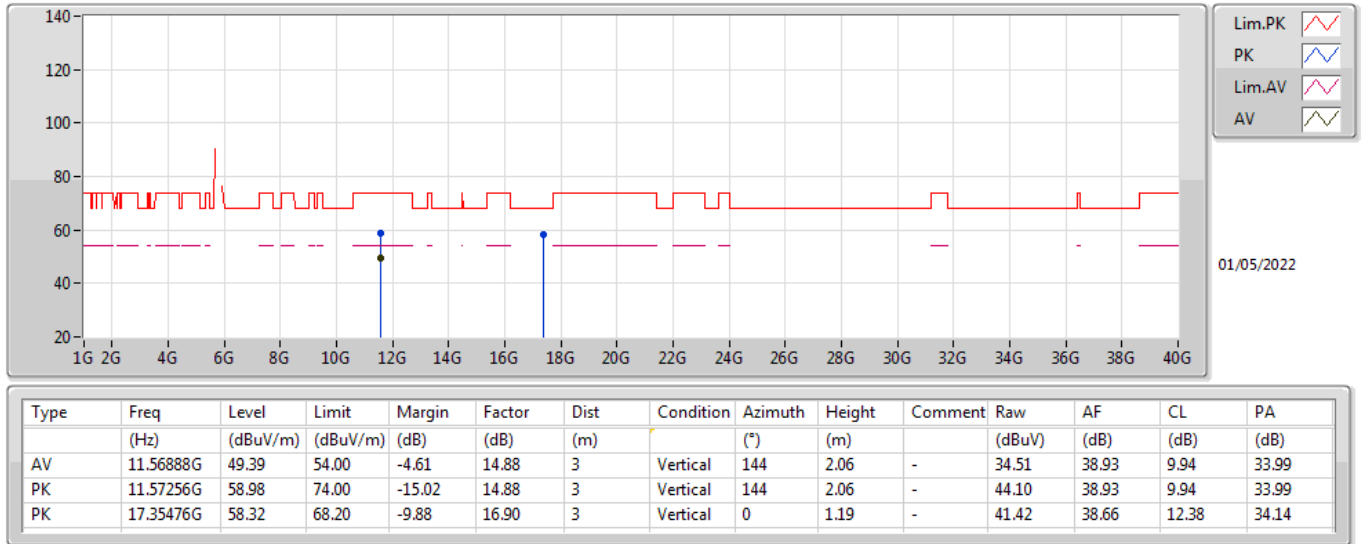
## 5775MHz\_TX



Type	Freq (Hz)	Level (dBuV/m)	Limit (dBuV/m)	Margin (dB)	Factor (dB)	Dist (m)	Condition	Azimuth (°)	Height (m)	Comment	Raw (dBuV)	AF (dB)	CL (dB)	PA (dB)
AV	5.7798G	103.97	Inf	-Inf	6.29	3	Horizontal	32	1.02	-	97.68	33.86	6.92	34.49
PK	5.6502G	65.29	68.35	-3.06	5.70	3	Horizontal	32	1.02	-	59.59	33.30	6.88	34.48
PK	5.7774G	113.72	Inf	-Inf	6.28	3	Horizontal	32	1.02	-	107.44	33.85	6.92	34.49
PK	5.925G	66.48	68.20	-1.72	6.78	3	Horizontal	32	1.02	-	59.70	34.25	7.04	34.51

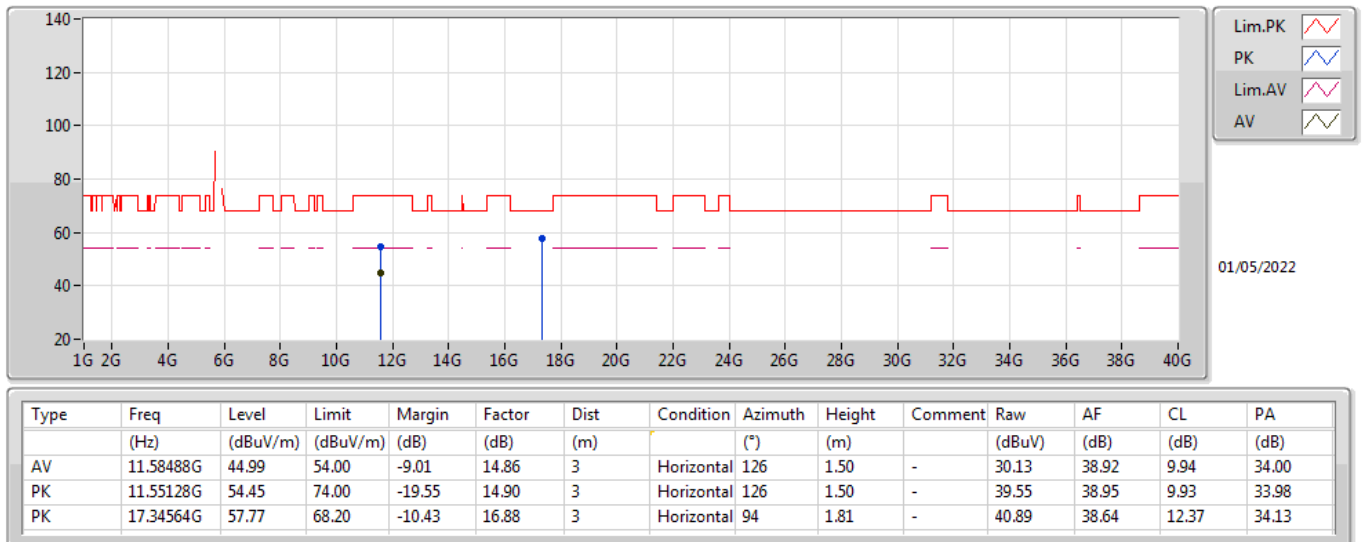
# 802.11ax HEW80\_Nss1,(MCS0)\_2TX

## 5775MHz\_TX



# 802.11ax HEW80\_Nss1,(MCS0)\_2TX

## 5775MHz\_TX




## 1. Photographs of Conducted Emissions Test Configuration

PCB Antenna

Front view



Side view





**Under table view**




**Dipole Antenna**

**Front view**



**Side view**





**Under table view**




## 2. Photographs of Radiated Emissions Test Configuration


For radiated emissions 30MHz~1GHz

PCB Antenna

Front view




Rear view




For radiated emissions above 1GHz

**Front view**




**Rear view**






For radiated emissions 30MHz~1GHz  
Dipole Antenna

**Front view**




**Rear view**



For radiated emissions above 1GHz

**Front view**



**Rear view**



————THE END————